



engineered for life™

Date: Jun 30 2025

Job: 830 W. Jericho Tpke



Performance Summary

Tag: RTU - 3 (R-454b 5-Ton)	Model No: RGECYB060ACU122AACH3	AHRI Ref: 214655348
Project: 830 W. Jericho Tpke	City: NEW YORK/LA GUARDIA	State: NY
Altitude: 30	Air Discharge: Downflow/Horizontal	

Cooling Performance

AHRI Rating - Capacity: 57,000	EER2: 10.6	SEER2: 13.4
Gross Cap @ AHRI Rating Conditions(btuh) - Capacity: 59,285		
Ambient Air (F) - Dry Bulb: 82.2	Wet Bulb: 71	
Airflow (CFM) - CFM: 2,000	SCFM: 2,000	OA CFM: 1,025
System Entering Air (F) - Dry Bulb: 78.5	Wet Bulb: 67.1	% RH: 55.5
System Leaving Air (F) - Dry Bulb: 60	Wet Bulb: 57	
Air Enthalpy (btu/lb) - Entering: 31.5	Leaving: 24.4	
Design Net Cooling Capacity (btuh) - Total: 63,700	Sensible: 40,000	Latent: 23,700
Design Gross Capacity (btuh) - Capacity: 64,800	Sensible: 41,100	
Total Power - Watts: 5,792.6	KW: 5.8	

Heating Performance

Gas Heating Values (btuh) - Input: 120,000	Output: 97,200	
Heating Airflow (CFM) - CFM: 2,000		
Air Dry Bulb (F) - Outdoor: 40	Entering Air: 54.6	Leaving Air: 99.6
Air Temperature Rise (F) - Rise: 45		

Air Moving System Characteristics

External Static Pressure (inches WG) - ESP: 1		
Blower Speed or Speed Tap - Tap: Factory	Drive: Direct	
Motor Characteristic (watts & BHP) - Power: 1,252.2		

Electrical Supply

Power Supply (Volt/Hz/Ph) - Volt/Hz/Ph: 208-230/60/3		
Minimum Ampacity (amps) - Ampacity: 34		
Max Overcurrent Protection (amps) - Fuse: 45	HACR Breaker: 45	

Dimensions, Weight & Clearances

Dimensions - Length: 79.25	Width: 46.75	Height: 41.375
Weight (lb) - Weight: 592		
Clearances (inches) - Front: 48	Cond. Coil: 18	Duct Side: 12
Clearances (inches) - Evap End: 36	Top: 60	



engineered for life™

Product Submittal #: 4b0ba70b-c6f2-4e27-8c43-6a4d377a4a67

Submittal Printed on: 6/30/2025 5:18:25 PM

For Model: **RGECYB060ACU122AACH3**

In keeping with its policy of continuous progress and product improvement, reserves the right to make changes without notice.

Gross capacity does not include the effect of motor heat. AHRI rating is net capacity and includes the effect of fan motor heat. All net capacities also accounts for the effect of motor heat.

ASHRAE Weather Data © 2009 American Society of Heating, Refrigerating and Air-Conditioning Engineers, Inc., Atlanta, GA, USA. www.ashrae.org All rights reserved. Used by permission in this program.

Model: RGECYB060ACU122AACH3



Air

Unit Features & Benefits
RGEC Series



RGEC STANDARD FEATURES INCLUDE:

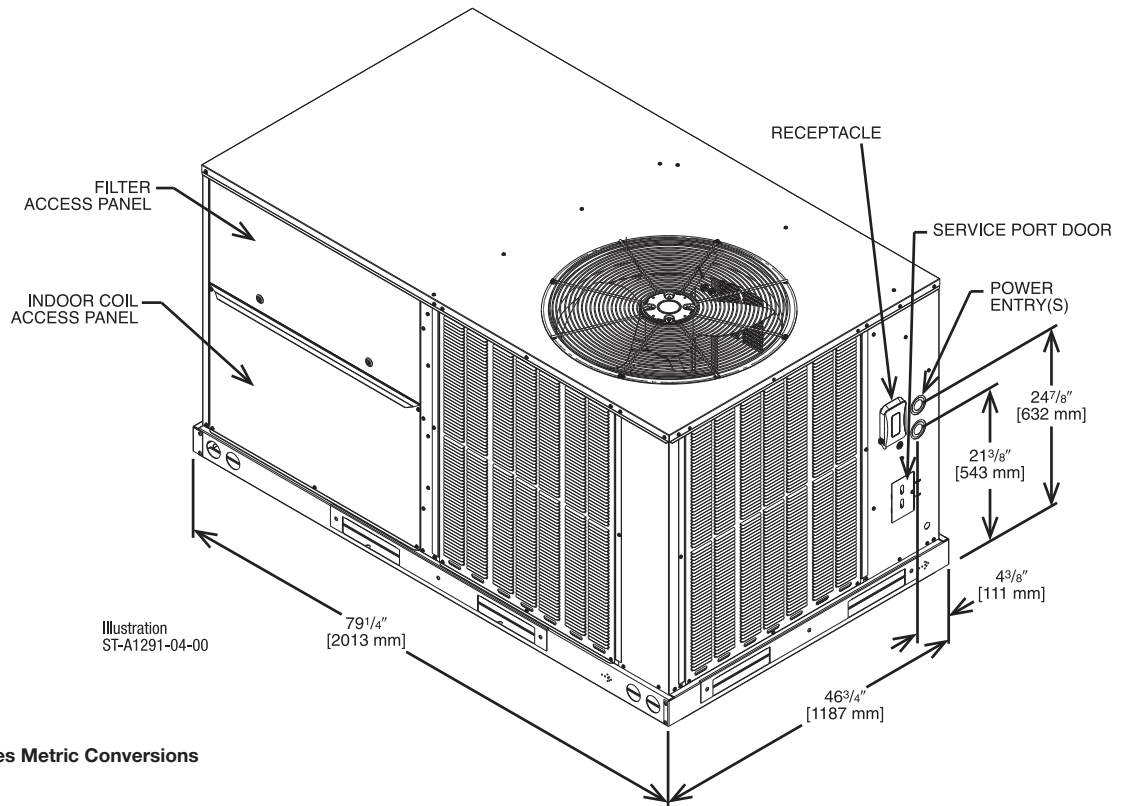
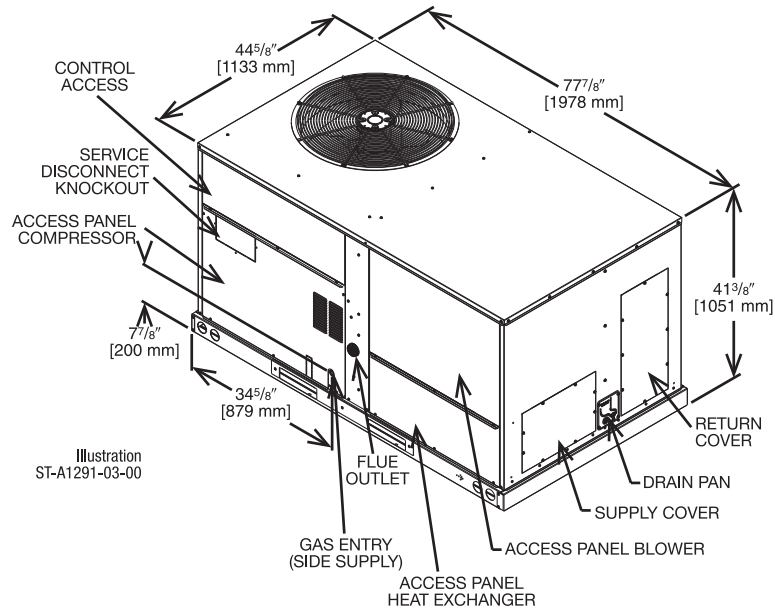
- Factory charged with R-454B refrigerant
- Wired and run tested
- Scroll compressors with internal line break overload and high pressure protection
- Convertible airflow – vertical down flow or horizontal side flow
- Forkable base rails for easy handling and lifting
- Cooling operation up to 125°F ambient
- Two-stage gas heat input with direct spark ignition system, solid state furnace controls, and optimized induced draft combustion
- MicroChannel evaporator and condenser coil
- PlusOne® ServiceSmart package includes:
 - Qwik-Change Flex-Fit Rack
 - Qwik-Slide Blower Assembly
 - Qwik-Clean Drain Pan
- Overflow condensate sensor
- PlusOne Diagnostics with Dual 7-Segment LED Display to meet code compliance
- One-piece top cover and base pan with drawn supply and return opening
- Two-piece control door
- ¼ turn fasteners on filter access door
- Color-coded and labeled wiring
- External lockable gauge ports
- TXV refrigerant metering system
- Solid-core liquid line filter drier
- High pressure and low pressure/loss of charge protection with built-in Smart Logic
- Insulation encapsulated throughout entire unit
- 3-5 ton YB models include one single-stage compressor
- MERV 8 & MERV 13 filters are available as a field-installed accessory
- Standard Modbus interface



For 2025, the Environmental Protection Agency (EPA) has set a global warming potential (GWP) limit of 700 for refrigerant used in most heating and cooling systems. This new requirement will result in a 78%* lower GWP than previous-generation refrigerants—with only minimal changes to system installation. For us, this is another step toward our ongoing sustainability goal of reducing greenhouse gas emissions, while still delivering an exceptional level of energy efficient, dependable comfort.

*When comparing the GWP of R-454B to R-410A refrigerant.

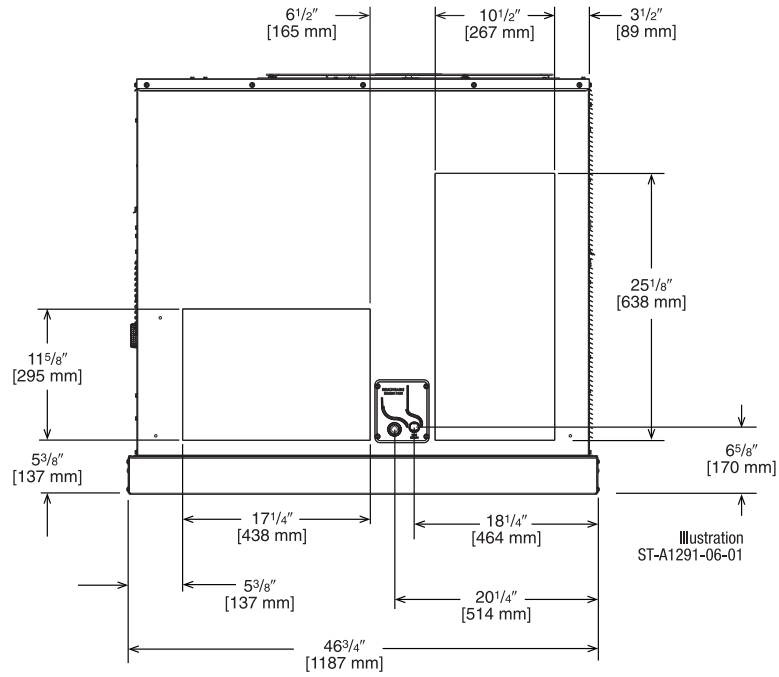
Model: RGECYB060ACU122AACH3



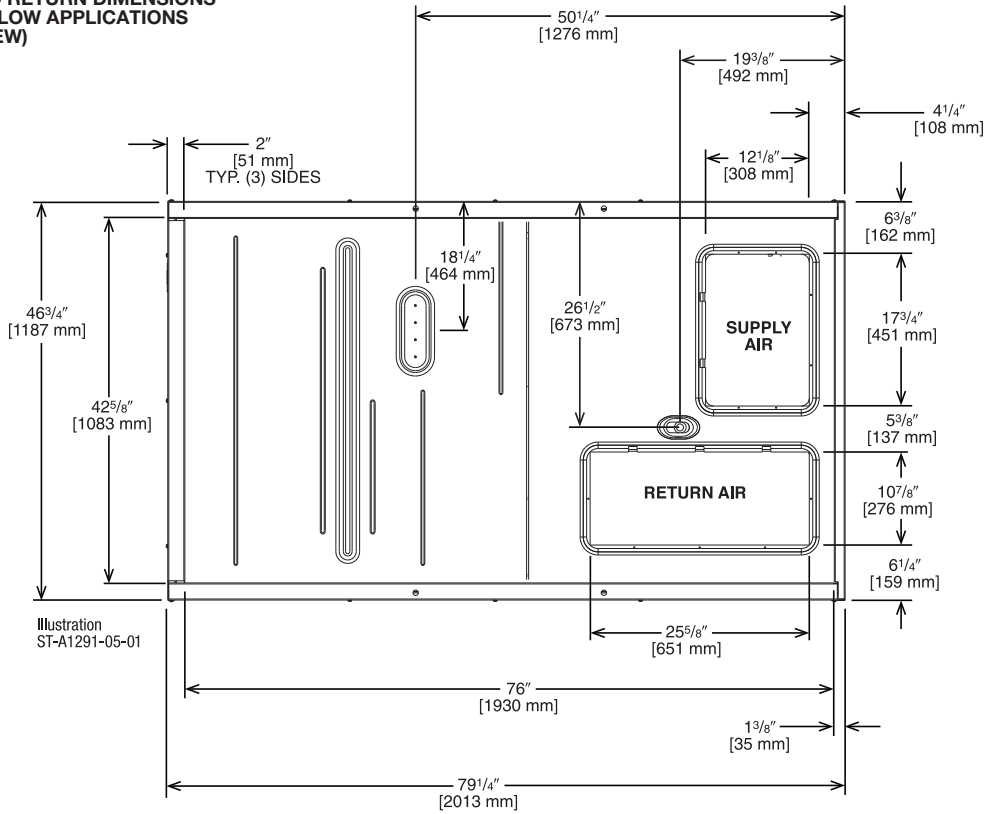
[] Designates Metric Conversions

Model: RGECYB060ACU122AACH3

SUPPLY AND RETURN DIMENSIONS FOR HORIZONTAL APPLICATIONS (SIDE VIEW)



SUPPLY AND RETURN DIMENSIONS FOR DOWNFLOW APPLICATIONS (BOTTOM VIEW)

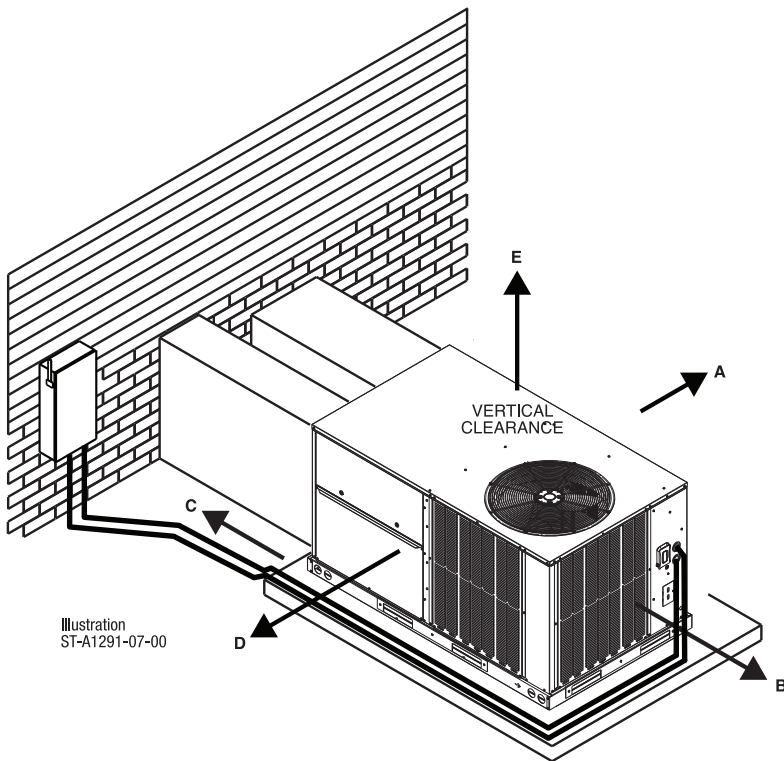
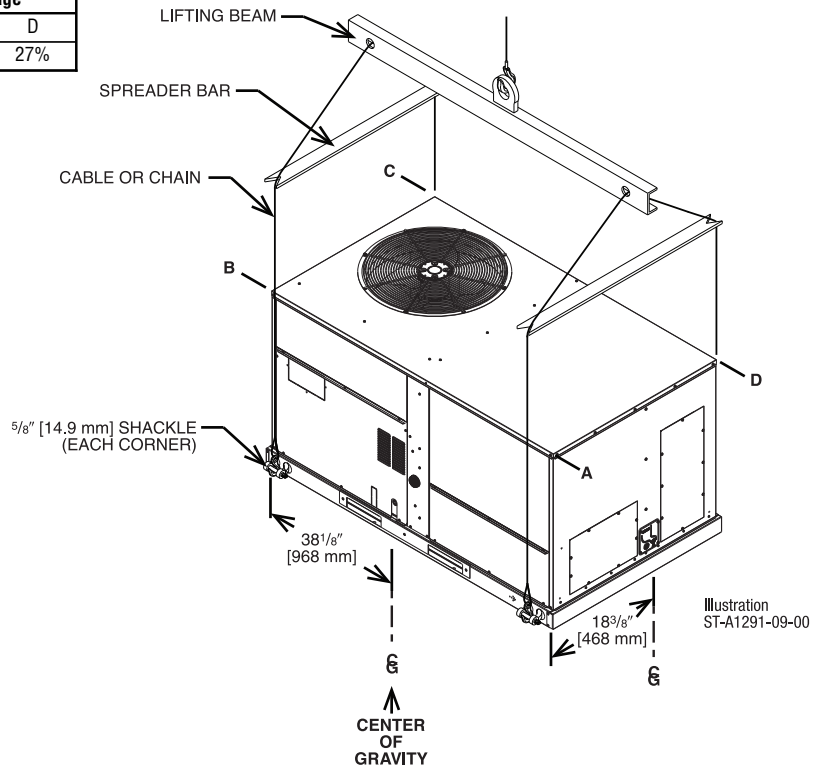


[] Designates Metric Conversions

Model: RGECYB060ACU122AACH3

WEIGHTS

Capacity Tons [kW]	Corner Weights by Percentage			
	A	B	C	D
3.0-6.0 [10.6-21.1]	21%	40%	12%	27%



CLEARANCES

THE FOLLOWING MINIMUM CLEARANCES MUST BE OBSERVED FOR PROPER UNIT PERFORMANCE AND SERVICEABILITY.

RECOMMENDED CLEARANCE In. [mm]	LOCATION
48 [1219]	A - FRONT
24 [609]	B - CONDENSER END
48 [1219] ①	C - DUCT END
24 [609] ②	*D - FILTER SIDE
60 [1524]	E - ABOVE

- ① 18" [457 mm] MINIMUM IF DRAINPAN WILL NOT BE REMOVED.
- ② 48" [1219 MM] MINIMUM IF ECONOMIZER IS INSTALLED.

[] Designates Metric Conversions