

Report By:

National TAB
1329 E. KEMPER ROAD
SUITE 4210
CINCINNATI, OH 45246



Report: TAB Report
Function: Test, Adjust, & Balance
Date: 03/25/2026
Completed By: National TAB

PROJECT

03-30-26 Chipotle #5532 Belleville, NJ

11 Franklin Avenue

Belleville, NJ 07109

Client

Chipotle Mexican Grill
610 Newport Center Drive, Suite 1100
Newport Beach, CA 92660

National TAB

Project: 03-30-26 Chipotle #5532 Belleville, NJ

Table Of Contents

Section	Page #
Summary	3
Remarks	4
Balance Schedule	7
Checklist	8
AHU/RTU	17
FAN - Exhaust	23
FAN - Supply	28
Kitchen Hood Type I	30
GRD Layout	32



National TAB

Project: 03-30-26 Chipotle #5532 Belleville, NJ
Function: Test, Adjust, & Balance

Project Summary

Project Summary

The summary below provides a quick understanding of our scope of work and general testing procedures. Enclosed in the report is further detail about your building performance including recommendations, asset data, and pictures. Our focus is to work with the trades to remedy any issues or deficiencies during the actual field balancing and not after the balancing has occurred to achieve a positive environment and outcome. The level of success is determined by the availability of the trades, possible parts needed, or time constraints.

RTU's (Roof Top Units) w/ Diffusers

Each of the RTU's were measured at their terminal devices or via traverse to establish a total flow for that unit. Each RTU was adjusted to within tolerance of the engineer's design flow. Each outlet was then adjusted to within tolerance of the design flow. Outside air was measured by reading the intake air opening with a velocity grid and multiplying by the free area. The outside air damper was adjusted until the airflow was within the design requirements. Any equipment that fell outside of that tolerance is noted throughout the report.

Kitchen Exhaust Hood & Associated Fans

Each kitchen exhaust fan was measured at the hood filter bay utilizing a velocity matrix and a manufacturer's correction factor. Each filter velocity is multiplied by the manufacturer's corrected area. The sum of these readings equals the total flow of the exhaust fans. The total flow of the exhaust was then adjusted to within tolerance of the design flow. . Any EF's that fell outside of this tolerance is noted throughout the report.

MUA (Make Up Air Unit) w/ PSP

Total flow for the MAU (Make-up Air Unit) unit was measured by readings taken at the discharge of the hood's perforated supply plenum. Readings taken with a velocity matrix were averaged and multiplied by a manufacturer's corrected area. Adjustments to the fan speed were made in order to bring the unit to within design tolerance. Any MUA's that fell outside of this tolerance is noted throughout the report.

General Exhaust Fans w/ Grilles

The general exhaust fans were measured by reading each air device with a flow hood. The total airflow for each fan is equivalent to the sum of these readings. Fan speed was then adjusted so that the airflow was within tolerance of design. Each terminal device was balanced to within tolerance of the design volume using the installed volume dampers. Any equipment that fell outside of this tolerance is noted throughout the report.

Final Building Tests

After completing the test and balance the final building pressure was measured. It was confirmed that the building pressure fell within acceptable tolerances of -0.02" wc to +0.02" wc and that the pressure measurement coincides with the actual and design net airflow. Any deviations from these standards are noted throughout the report. The hood capture was tested at the perimeter of the hood and the cook top level with the equipment heat on to ensure satisfactory hood capture and containment.

Issue List

- Alarms present on RTU-1
- Fault on Hood HMI



03-30-26 Chipotle #5532 Belleville, NJ

Project Issue Information

Issue Name : Alarms present on RTU-1
Description : There are two alarms present on RTU-1. They consist of, 1) SUPPLY HUMIDITY SENSOR FAILURE and 2) OUTDOOR AIR QUALITY SENSOR FAILURE. These did not affect TAB, but they need to be serviced.
Created By : National TAB **Assigned To :** National TAB - Will Turnbough
Status : Open
Priority : Low **Asset Tag :**
Originated Date : 03/31/2026 - Ryan Ash - National TAB

Project Issue File Details



03/31/2026



03-30-26 Chipotle #5532 Belleville, NJ

Project Issue Information

Issue Name : Fault on Hood HMI
Description : There is a Fault #99 displayed on the hood HMI. This is most likely due to a communication error between the HMI and the Exhaust VFD. Captive Air was contacted and a regional tech will need to visit site to reprogram the VFD software. The fan was able to be balanced. The exhaust fan was left turned off manually on the VFD.

Created By : National TAB **Assigned To :** National TAB - Will Turnbough

Status : Open

Priority : Low **Asset Tag :**

Originated Date : 03/31/2026 - Ryan Ash - National TAB

Project Issue File Details



03/31/2026

AIR BALANCE SCHEDULE

UNIT	AREA SERVED	HVAC SUPPLY		HVAC RETURN		HVAC OUTDOOR		OA %		HOOD MAKE-UP		HOOD EXHAUST		GENERAL EXH.	
		DESIGN	ACTUAL	DESIGN	ACTUAL	DESIGN	ACTUAL	DESIGN	ACTUAL	DESIGN	ACTUAL	DESIGN	ACTUAL	DESIGN	ACTUAL
RTU-1	KITCHEN	3400	3350	2900	2830	500	520	14.7%	15.5%						
RTU-2	DINING	4000	3785	3000	2795	1000	990	25.0%	26.2%						
MUA-1	KITCHEN HD									1300	1286				
EF-1	KITCHEN HD											2550	2508		
EF-2	RESTROOM													150	148
TOTALS		7400	7135	5900	5625	1500	1510			1300	1286	2550	2508	150	148

NET BUILDING AIRFLOW CALCULATION

TOTALS	DESIGN	ACTUAL
TOTAL OA	2800	2796
TOTAL EXHAUST	2700	2656
NET AIRFLOW	100	140

DOOR TESTED	BUILDING PRESSURE MEASUREMENTS (IN. H2O)
FRONT	0.0048
SIDE	
REAR	0.005
AVERAGE	0.0049

FINAL CHECKS

- ACTUAL NET AIRFLOW COINCIDES WITH DESIGN: ✓

- MEASURED PRESSURES COINCIDES WITH ACTUAL NET AIRFLOW: ✓

- PRESSURE FALLS WITHIN IMC TOLERANCE OF +/-0.02" W.C. ✓

NOTES:

CheckList List

- 01: RTU'S/AHU'S
- 02: EF'S
- 03: MUA
- 04: HOODS
- 05: FINAL TESTS



03-30-26 Chipotle #5532 Belleville, NJ

CheckList Information

Name : 01: RTU'S/AHU'S **Status :** Completed

Assigned Organization : National TAB **Asset :**

Requesting Organization : National TAB

Created Date : 03/25/2026 - Trinity Dodds - National TAB

Completed Date : 03/31/2026 - Ryan Ash - National TAB

CheckList Item Details

RTU's/AHU's

Thermostats installed and have power?	Yes
---------------------------------------	-----

Comment:

All diffusers and grilles are installed and match design?	Yes
---	-----

Comment:

Deflector plates are removed from 1x1 diffusers on the serve line (double check that this is specified on the diffuser schedule first)	Yes
--	-----

Comment:

Economizer blank plate is installed below the outside air intake (Trane only) (N/A = not applicable)	N/A
--	-----

Comment:

Economizers are assembled and functional?	Yes
---	-----

Comment:

DCV Max damper opening position is set to minimum?	Yes
--	-----

Comment:

Free cooling enthalpy set point set for lowest setting (Typically "D")

Yes

Comment:

Motors are all operating below the FLA rating?

Yes

Comment:

Are belts tight?

Yes

Comment:

If direct drive unit is the speed controller working?

Yes

Comment:

Is gas piping installed and valves turned on?

Yes

Comment:

Unit free of noticeable noise and vibration

Yes

Comment:

Final outside air damper position is marked with permanent marker?

Yes

Comment:



03-30-26 Chipotle #5532 Belleville, NJ

CheckList Information

Name : 02: EF'S **Status :** Completed

Assigned Organization : National TAB **Asset :**

Requesting Organization : National TAB

Created Date : 03/25/2026 - Trinity Dodds - National TAB

Completed Date : 03/31/2026 - Ryan Ash - National TAB

CheckList Item Details

EF's

Rotation is correct?	Yes
----------------------	-----

Comment:

Belts are tight?	N/A
------------------	-----

Comment:

Viroguard installed on hood fan(s)?	Yes
-------------------------------------	-----

Comment:

Hinge kit installed installed on hood fan?	Yes
--	-----

Comment:

Lean fan back. Is grease duct installation adequate and is duct ran all the way to the base of the fan?	Yes
---	-----

Comment:

Flex conduit is long enough so that fan can be completely tilted back?	Yes
--	-----

Comment:

There is no major leakage around base of fan?

Yes

Comment:

Is the motor operating below the motor FLA rating?

Yes

Comment:

For restroom fan(s) is the back draft damper installed and can it fully open?

Yes

Comment:

Unit free of noticeable noise and vibration?

Yes

Comment:



03-30-26 Chipotle #5532 Belleville, NJ

CheckList Information

Name : 03: MUA **Status :** Completed

Assigned Organization : National TAB **Asset :**

Requesting Organization : National TAB

Created Date : 03/25/2026 - Trinity Dodds - National TAB

Completed Date : 03/31/2026 - Ryan Ash - National TAB

CheckList Item Details

MUA

Rotation is correct?	Yes
----------------------	-----

Comment:

Gas piping is installed and valves are in on position?	Yes
--	-----

Comment:

Internal motorized damper is fully opening?	Yes
---	-----

Comment:

Motor is operating below the FLA rating?	Yes
--	-----

Comment:

Unit free of noticeable noise and vibration?	Yes
--	-----

Comment:



03-30-26 Chipotle #5532 Belleville, NJ

CheckList Information

Name : 04: HOODS **Status :** Completed
Assigned Organization : National TAB **Asset :**
Requesting Organization : National TAB
Created Date : 03/25/2026 - Trinity Dodds - National TAB
Completed Date : 03/31/2026 - Ryan Ash - National TAB

CheckList Item Details

HOODS

All hood filters installed and accounted for? Yes

Comment:

Hoods are wired and have power? Yes

Comment:

Hood is free of alarms? No

Comment:

There is a FAULT #99 displayed on the HMI. See Remarks section for further detail.

Hood is free of damage? Yes

Comment:

Quarter or full vertical end panels are installed if specified? Yes

Comment:



03-30-26 Chipotle #5532 Belleville, NJ

CheckList Information

Name : 05: FINAL TESTS **Status :** Completed

Assigned Organization : National TAB **Asset :**

Requesting Organization : National TAB

Created Date : 03/25/2026 - Trinity Dodds - National TAB

Completed Date : 03/31/2026 - Ryan Ash - National TAB

CheckList Item Details

FINAL CHECKS

Is space free of drafting? Yes

Comment:

Is space comfortable in all areas? Yes

Comment:

Is the space free of ventilation noise? Yes

Comment:

List kitchen equipment turned on for testing Yes

Comment:

List smoke candle type used

Comment:

CE0163

HOOD CAPTURE TEST

Smoke test capture % - Perimeter of hood

Comment:

100%

Smoke test capture % - Top of cooking surface

Comment:

100%

WITNESS

Date test was completed

03/30/2026

Comment:

TAB tech name / Firm

Comment:

Ryan Ash / National TAB intelligence

Site super name / Firm

Comment:

NA

Owner representative name / Firm (if Applicable)

Comment:

NA

BUILDING PRESSURE

Do actual net building airflow, design net building airflow, and pressure coincide? If not why? (All three should either be positive or negative)

Pass

Comment:

National TAB

Project: 03-30-26 Chipotle #5532 Belleville, NJ

System/Unit: AHU/RTU



Asset: RTU-1

AREA:KITCHEN

Unit Data		
	Design	Actual
MFG	YORK	YORK
Serial Num	-	N2F5151345
Model Num	ZJ102	ZJ102N18R2BEEAA2A1
Type	RTU	RTU
Configuration	VERTICAL	VERTICAL
Num OA Filters 1	-	1
OA Filter Size 1	-	29X21
Num Final Filter 1	-	4
Final Filter Size 1	-	20X24X2

Motor Data		
	Design	Actual
Motor MFG	-	BALDOR
Frame	-	56 HZ
Horsepower	-	3.00
Motor Rpm	-	1750
Phase	3	3
Rated Voltage	208	208-230
Rated Amperage	-	8.3-8.2

Drive Data	
	Actual
Motor Sheave Size	1VM50
Motor Bore Size	7/8"
Motor Sheave SetPt	1 TURN OUT
Fan Sheave Size	AK74
Fan Sheave Bore	1"
Belt CL Distance	18.5"
Num of Belts	1
Belt Size	A54
Belt Alignment	INLINE

Test Data		
	Design	Actual
SF CFM	3400	3350
SF RPM	-	896
RA CFM	2900	2830
OA CFM	500	520
RL Voltage	-	214.1/213.9/212.8
RL Amperage	-	6.5 A VFD
SF Rotation	-	CW
SF System SetPt	-	82%
RA Damper Position	-	MECHANICAL LINKAGE
Min OA Damper Position	-	13%
Min OA Damper Type	-	ECONOMIZER
OA Enthalpy Setpt	-	DEFAULT

Performance Data		
	Design	Actual
MA Plenum SP	-	0.54"
Fan Suction SP	-	-0.74"
Fan Discharge SP	-	0.65"
Total ESP	0.80"	1.19"
Fan Total SP	-	1.39"

General	
	Actual
Fan Rotation Correct	YES
Unit Filters Clean	YES
Condensate Drain Installed	YES

Completed By: Ryan Ash on 03/30/2026


Unit Data - PHOTO LOG



03/30/2026



03/30/2026



03/30/2026

A-1,3,5

RTU-1

Model Number: KJ102N1803EEAA2A1 **Serial Number: KJ102N1803EEAA2A1**

System Name: KJ102N1803EEAA2A1

FOR ALL OTHERS: CONTACT THE MANUFACTURER'S REPRESENTATIVE FOR THE LOCAL DISTRIBUTOR'S CONTACT INFORMATION.

Manufacturer: YORK

Model: KJ102N1803EEAA2A1

Serial: KJ102N1803EEAA2A1

Capacity: 180.000 BTU/H

Power: 18.000 kW

Efficiency: 1.000

Weight: 1.000 kg

Dimensions: 1.000 x 1.000 x 1.000 mm

Installation: 1.000

Warranty: 1.000

Notes:

1.000

2.000

3.000

4.000

5.000

6.000

7.000

8.000

9.000

10.000

11.000

12.000

13.000

14.000

15.000

16.000

17.000

18.000

19.000

20.000

21.000

22.000

23.000

24.000

25.000

26.000

27.000

28.000

29.000

30.000

31.000

32.000

33.000

34.000

35.000

36.000

37.000

38.000

39.000

40.000

41.000

42.000

43.000

44.000

45.000

46.000

47.000

48.000

49.000

50.000

51.000

52.000

53.000

54.000

55.000

56.000

57.000

58.000

59.000

60.000

61.000

62.000

63.000

64.000

65.000

66.000

67.000

68.000

69.000

70.000

71.000

72.000

73.000

74.000

75.000

76.000

77.000

78.000

79.000

80.000

81.000

82.000

83.000

84.000

85.000

86.000

87.000

88.000

89.000

90.000

91.000

92.000

93.000

94.000

95.000

96.000

97.000

98.000

99.000

100.000

National TAB

Project:03-30-26 Chipotle #5532 Belleville, NJ

AHU/RTU



Diffuser Supply (GRD)

RTU-1/KITCHEN

Asset									
Asset Name	Location	Type	Size	DESIGN CFM	AK	CFM(1)	CFM(2)	FINAL CFM	% to design
SGRD1	KITCHEN	CD1	12"	425	1	304	325	427	100.5
SGRD2	KITCHEN	CD1	12"	425	1	455	501	428	100.7
SGRD3	KITCHEN	CD2	8"	250	1	215	231	258	103.2
SGRD4	KITCHEN	CD2	8'	250	1	167	182	241	96.4
SGRD5	KITCHEN	CD2	8"	250	1	185	190	248	99.2
SGRD6	KITCHEN	CD2	8"	250	1	170	179	243	97.2
SGRD7	KITCHEN HOOD	ACPSP	165X6	696	5.36	740	847	660	94.8
SGRD8	OFFICE	CD1	8"	150	1	157	177	145	96.7
SGRD9	BOH	CD1	12"	350	1	257	272	337	96.3
SGRD10	BOH	CD1	12"	350	1	349	384	363	103.7
Total				3396		2999	3288	3350	98.65%

Completed By: Ryan Ash on 03/30/2026

National TAB

Project: 03-30-26 Chipotle #5532 Belleville, NJ

System/Unit: AHU/RTU



Asset: RTU-2

AREA:DINING

Unit Data		
	Design	Actual
MFG	YORK	YORK
Serial Num	-	N2K5621607
Model Num	ZJ120	ZJ120N24R2BEEAA2A1
Type	RTU	RTU
Configuration	VERTICAL	VERTICAL
Num OA Filters 1	-	1
OA Filter Size 1	-	29X21
Num Final Filter 1	-	4
Final Filter Size 1	-	20X24X2

Motor Data		
	Design	Actual
Motor MFG	-	BALDOR
Frame	-	56 HZ
Horsepower	-	3.00
Motor Rpm	-	1750
Phase	3	3
Rated Voltage	208	208-230
Rated Amperage	-	8.3-8.2

Drive Data	
	Actual
Motor Sheave Size	1VM50
Motor Bore Size	7/8"
Motor Sheave SetPt	0 TURNS OUT
Fan Sheave Size	AK74
Fan Sheave Bore	1"
Belt CL Distance	18.5"
Num of Belts	1
Belt Size	A54
Belt Alignment	INLINE

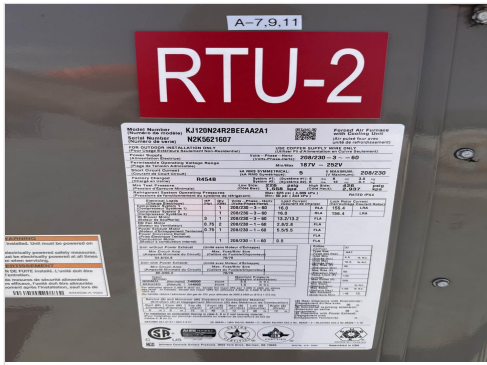
Test Data		
	Design	Actual
SF CFM	4000	3785
SF RPM	-	1023
RA CFM	3000	2795
OA CFM	1000	990
RL Voltage	-	214.7/214.6/213.7
RL Amperage	-	7.8 A VFD
SF Rotation	-	CW
SF System SetPt	-	92%
RA Damper Position	-	MECHANICAL LINKAGE
Min OA Damper Position	-	16%
Min OA Damper Type	-	ECONOMIZER
OA Enthalpy Setpt	-	DEFAULT

Performance Data		
	Design	Actual
MA Plenum SP	-	-0.60"
Fan Suction SP	-	-1.01"
Fan Discharge SP	-	0.69"
Total ESP	0.80"	1.29"
Fan Total SP	-	1.70"

General	
	Actual
Fan Rotation Correct	YES
Unit Filters Clean	YES
Condensate Drain Installed	YES

Completed By: Ryan Ash on 03/30/2026

Unit Data - PHOTO LOG



03/30/2026



03/30/2026



03/30/2026

National TAB
 Project:03-30-26 Chipotle #5532 Belleville, NJ
AHU/RTU



Diffuser Supply (GRD)

RTU-2/DINING

Asset									
Asset Name	Location	Type	Size	DESIGN CFM	AK	CFM(1)	CFM(2)	FINAL CFM	% to design
SGRD1	WOMEN'S RR	CD3	6"	50	1	51	61	54	108.0
SGRD2	DINING	SR1	14"	450	1	320	351	444	98.7
SGRD3	DINING	SR1	14"	500	1	431	472	467	93.4
SGRD4	DINING	SR1	14"	600	1	479	541	563	93.8
SGRD5	DINING	SR1	14"	700	1	459	515	662	94.6
SGRD6	DINING	SR1	14"	800	1	515	583	748	93.5
SGRD7	ORDER/QUEU E	SR2	18X6	500	1	201	250	469	93.8
SGRD8	ORDER/QUEU E	SR2	18X6	400	1	331	375	378	94.5
Total				4000		2787	3148	3785	94.62%

Completed By: Ryan Ash on 03/30/2026

National TAB

Project: 03-30-26 Chipotle #5532 Belleville, NJ

System/Unit: FAN - Exhaust



Asset: EF-1

AREA: KITCHEN HOOD

Unit Data		
	Design	Actual
MFG	CAPTIVEAIRE	CAPTIVEAIRE
Model Num	DU180HFA	DU180HFA
Serial Num	-	8317418
Type	UPBLAST	UPBLAST
Configuration	VERTICAL	VERTICAL

Motor Data		
	Design	Actual
Motor MFG	-	TECO WESTINGHOUSE
Frame	-	184T
Horsepower	2.00	2.00
Motor Rpm	-	1165
Phase	3	3
Voltage (rated)	208	230
Amperage (rated)	-	6.56
Service Factor	-	1.15

Test Data		
	Design	Actual
CFM	2550	2508
Fan RPM	-	967
Fan Rotation	-	CCW
Motor RPM	-	967
System SetPt	-	49.8 Hz
RL Voltage	-	187.0/187.1/187.1
RL Amperage	-	4.3/4.4/4.3
Total ESP	1.45"	0.74"
Fan Inlet SP	-	-0.74"
Fan Discharge SP	-	ATM

Completed By: Ryan Ash on 03/30/2026

Unit Data - PHOTO LOG



03/30/2026



03/30/2026



03/30/2026

National TAB

Project: 03-30-26 Chipotle #5532 Belleville, NJ

System/Unit: FAN - Exhaust



Asset: EF-2

AREA:RESTROOM

Unit Data		
	Design	Actual
MFG	CAPTIVEAIRE	CAPTIVEAIRE
Model Num	DR12HFA	DR12HFA
Serial Num	-	8317418
Type	DOWNBLAST	DOWNBLAST
Configuration	VERTICAL	VERTICAL

Motor Data		
	Design	Actual
Motor MFG	-	TELCO GREEN
Frame	-	NL
Horsepower	0.25	0.25
Motor Rpm	-	1800
Phase	1	1
Voltage (rated)	115	115
Amperage (rated)	-	2.9
Service Factor	-	NL


Test Data		
	Design	Actual
CFM	150	148
Fan RPM	-	1371
Fan Rotation	-	CCW
Motor RPM	-	1371
System SetPt	-	74%
RL Voltage	-	NA
RL Amperage	-	NA
Total ESP	0.60"	0.28"
Fan Inlet SP	-	-0.28"
Fan Discharge SP	-	ATM

Completed By: Ryan Ash on 03/30/2026

Unit Data - PHOTO LOG



03/30/2026



03/30/2026



03/30/2026

National TAB

Project:03-30-26 Chipotle #5532 Belleville, NJ

FAN - Exhaust



Diffuser Ret/Exh (GRD)

EF-2/RESTROOM

Asset									
Asset Name	Location	Type	Size	DESIGN CFM	AK	CFM(1)	CFM(2)	FINAL CFM	% to design
EGRD1	WOMEN'S RESTROOM	ER1	6X6	75	1	55	71	71	94.7
EGRD2	MEN'S RESTROOM	ER1	6X6	75	1	71	77	77	102.7
Total				150		126	148	148	98.67%

Completed By: Ryan Ash on 03/30/2026

National TAB

Project: 03-30-26 Chipotle #5532 Belleville, NJ

System/Unit: FAN - Supply



Asset: MAU-1

AREA:KITCHEN

Unit Data		
	Design	Actual
MFG	CAPTIVEAIRE	CAPTIVEAIRE
Model Num	A1-D.250-15D	A1-D.250-15D
Serial Num	-	8317418
Type	MAU	MAU
Configuration	VERTICAL	VERTICAL

Motor Data		
	Design	Actual
Motor MFG	-	TECO WESTINGHOUSE
Frame	-	143T
Horsepower	1.00	1.00
Motor Rpm	-	1740
Phase	3	3
Voltage (rated)	208	230/460
Amperage (rated)	-	2.90/1.45
Service Factor	-	1.15

Gas Heat		
	Design	Actual
Heater Operates (y/n)	-	y
Flame Status (pass/fail)	-	pass
Inlet Air Temp SetPt	55	55
Discharge Air Temp SetPt	60	60
Air Flow Switch SP Actual	-	0.31"

Test Data		
	Design	Actual
CFM	1300	1286
SF RPM	-	1279
Motor RPM	-	1279
SF System SetPt	-	44.1 Hz
RL Voltage	-	167.7/168.5/167.8
RL Amperage	-	1.9/2.0/2.0
Total ESP	-	0.42"
Fan Discharge SP	-	0.42"


General	
	Actual
Fan Rotation Correct	YES

Completed By: Ryan Ash on 03/30/2026

Unit Data - PHOTO LOG



03/30/2026



03/30/2026



03/30/2026

National TAB

Project: 03-30-26 Chipotle #5532 Belleville, NJ

System/Unit: Kitchen Hood Type I



Asset: HD-1

AREA:KITCHEN HOOD

Unit Data		
	Design	Actual
MFG	CAPTIVEAIRE	CAPTIVEAIRE
Model Num	5424 ND-2-ACPSP-F	5424 ND-2-ACPSP-F
Job / Serial Num	-	8187116
Type	TYPE I CANOPY	TYPE I CANOPY
Hood length	153"	153"
Hood Width	54"	54"
Supply Plenum Type	-	ACPSP
Supply Plenum Width	9"	9"
Supply Plenum Length	165"	165"

Test Data Exhaust		
	Design	Actual
Filter Type	CAPTRATE SOLO FILTER	CAPTRATE SOLO FILTER
Filter Size 1	16X16	16X16
Filter Qty 1	9	9
Filter AK factor size 1	1.62	1.62
Filter Total AK Area	14.58	14.58
Filter1 FPM	-	160
Filter2 FPM	-	165
Filter3 FPM	-	174
Filter4 FPM	-	189
Filter5 FPM	-	191
Filter6 FPM	-	184
Filter7 FPM	-	176
Filter8 FPM	-	160
Filter9 FPM	-	157
Filter Ave FPM(corr)	-	172
CFM	2550	2508

Cooking Equipment	
	Actual
Item 1	DOUBLE SIDED GRIDDLE
Item 2	BURNER RANGE
Item 3	RICE COOKER
Item 4	FRYER

Test Data Supply		
	Design	Actual
Total Area	10.31	10.31
Kv factor (Vel)	0.81	0.81
Num of Readings	-	9
Reading1 FPM	-	154
Reading2 FPM	-	112
Reading3 FPM	-	130
Reading4 FPM	-	129
Reading5 FPM	-	152
Reading6 FPM	-	150
Reading7 FPM	-	184
Reading8 FPM	-	183
Reading9 FPM	-	197
Ave FPM(corr)	-	154
CFM	1300	1286

Completed By: Ryan Ash on 03/30/2026

FRONT LINE
PIPE PIPING TO
AS SHOWN

IND AS

RAL AND
LE ON

CAL
(OPERATED

ELECTRICAL
ON FACE OF
IE HALO

E AIR
E AND
DN WATER

M AT

