

Report By:

National TAB  
1329 E. KEMPER ROAD  
SUITE 4210  
CINCINNATI, OH 45246

**NATIONAL**

**TAB**

Comfort. Under control.

**Report: RENEW**

**Function: Test, Adjust, & Balance**

**Date: 11/17/2022**

# PROJECT

## 11-14 FREDDY'S - EDWARDSVILLE, IL - RENEW 2FB (5)

2204 TROY RD

EDWARDSVILLE, IL 62025

### Client

Freddy's Frozen Custard & Steakburgers (CORPORATE)

260 N Rock Rd

Suite 200

Wichita, KS 67206

# National TAB

Project: 11-14 FREDDY'S - EDWARDSVILLE, IL - RENEW 2FB (5)

## Table Of Contents

<b>Section</b>	<b>Page #</b>
Summary	3
Issue Data	4
Checklist Data	5

The purpose of the visit is to perform preventative maintenance for the store. We change belts and filters, clean evaporators and condenser, and check refrigeration and heating cycle where possible. We also, check and set exhaust, outside air, and make up air coming in out of the build to the engineer's design and/or to make the space as comfortable and healthy as possible. All of this ensures a healthy and comfortable space, extends service life of units, and reduces the number of future repairs by prevention.

Freddy's locations for preventative maintenance are done in a pair. This allows two stores preventative maintenance to be completed in one day. To accomplish this the food equipment will be cleaned every 6 months. So, every other visit to a store the food equipment will be evaluated and cleaned. Food equipment was evaluated this trip.

RTUs: There evaporator coil was rinsed off and cleaned. During warmer months a self-cleaning chemical is sprayed on the evaporator. The outside air filters were rinsed off to remove any dirty, so the unit stays at the designated outside air set point. Based on static pressures, amps, and fan rpm it shows that the total supply has not changed since the last test and balance.

MAU: The intake filters had slight dirt accumulation. They were washed.

All exhaust fans were cleaned out on the roof. The vents to the motor were cleaned so they can vent properly.

Food equipment condensers were cleaned. The Walk-In evaporator were cleaned. All equipment is in good health unless stated in the Recommendation List.

All issues found are reported in the Recommendation list at the start of the report.



Comfort. Under control.

## 11-14 FREDDY'S - EDWARDSVILLE, IL - RENEW 2FB (5)

### Project Issue Information

**Issue Name :** KEF1 Grease Cup

**Description :** Grease cup is full and frozen solid.

**Created By :** National TAB

**Assigned To :** National TAB - Travis Halter

**Status :** Open

**Originated Date :** 11/17/2022 - Travis Halter - National TAB

#### Project Issue File Details



FuselT9d930a36422f43....



Comfort. Under control.

## 11-14 FREDDY'S - EDWARDSVILLE, IL - RENEW 2FB (5)

### CheckList Information

<b>Name :</b>	RENEW - HVAC EVALUATION	<b>Status :</b>	NotSubmitted
<b>Assigned Organization :</b>	National TAB	<b>Asset :</b>	
<b>Requesting Organization :</b>	National TAB		

### CheckList Item Details

#### STORE FRONT PICTURE

#### ROOFTOP PICTURES (ADD THREE FROM DIFFERENT ANGLES)

#### RTU1 (TAKE PICTURE OF UNIT)

MFG & MODEL NUMBER

LENNOX / LGH048H4ET4Y



FuseITfade622b3f4b47....

OA CFM

329

OA DAMPER POSITION

30%

FAN SUCTION AND DISCHARGE PRESSURE

-0.42" MA 0.28" DISCHARGE

BLOWER MOTOR RLA / FLA

4.5/4.5/4.5

#### RTU2 (TAKE PICTURE OF UNIT)

MFG & MODEL NUMBER

LENNOX / LGH092H4BM3Y



**FuseITae9084bf45745....**

OA CFM	789
OA DAMPER POSITION	41%
FAN SUCTION AND DISCHARGE PRESSURE	-0.58" MA 0.36" DISCHARGE
BLOWER MOTOR RLA / FLA	4.0/4.0/4.0

**RTU3 (TAKE PICTURE OF UNIT)**

MFG & MODEL NUMBER	YORK / D5NZ060N11025A
--------------------	-----------------------



**FuseIT348bb14ac6ae47....**

OA CFM	296
OA DAMPER POSITION	2"
FAN SUCTION AND DISCHARGE PRESSURE	-0.16" MA 0.34" DISCHARGE
BLOWER MOTOR RLA / FLA	5.4
RTU4 (TAKE A PICTURE)	SEE ATTACHED



FuseITf203a6b4f6c741....

MFG & MODEL NUMBER	YORK / D5NZ060N11025A
OA CFM	311
OA DAMPER POSITION	2"
FAN SUCTION AND DISHCHARGE PRESSURE	-0.18" MA 0.26" DISCHARGE
BLOWER MOTOR RLA / FLA	5.6

**KEF1 - HOOD 1 (TAKE PICTURE OF UNIT)**

MFG & MODEL NUMBER	CAPTIVE AIRE / NCA16HPFA
--------------------	--------------------------



FuseIT58e3e378f11e4f....



FuseIT0fe787e2d34e4a....



FuseITa9622a740ded45....

EXH-CFM	2300
MOTOR RLA / FLA	4.1/4.2/4.1
KEF2 - HOOD 2 (TAKE PICTURE OF UNIT)	SEE ATTACHED



**FuseITa51a3b406bd444....**



**FuseITbfb2801462b54d....**

MFG & MODEL NUMBER	CAPTIVE AIRE / DU50HFA
EXH-CFM	967
MOTOR RLA / FLA	4.4
MUA - ALL HOODS (TAKE PICTURE OF UNIT)	SEE ATTACHED



**FuseIT8c644487113845....**

MFG & MODEL NUMBER	CAPTIVE AIRE / A1-D.250-G10
MUA-CFM	2210
MOTOR RLA/FLA	3.8/3.8/3.8
<b>KITCHEN HOODS (TAKE PICTURE OF HOODS)</b>	
<b>CONTROLS AND PERFORMANCE</b>	
TAKE PICTURE OF THERMOSTATS AND WALL SENSORS	SEE ATTACHED



Back\_Room\_Sensors.jpg



Dining\_Sensors.jpg



Kitchen\_Sensors.jpg

ARE THERMOSTATS PROGRAMMED FOR OCCUPIED HOURS AND IS THE FAN IN "ON" MODE DURING OCCUPIED TIMES YES



Thermostats\_OCC.jpg



Thermostats\_UNOCC.jpg



Thermostats.jpg

BUILDING PRESSURE (FINAL) 0.009" AVE

HOOD CAPTURE (WITNESS COOKING OR SMOKE TEST) 100% OBSERVED COOKING

ANY COMMENTS: NA

**Notes/Comments :**

NA



Comfort. Under control.

## 11-14 FREDDY'S - EDWARDSVILLE, IL - RENEW 2FB (5)

### CheckList Information

**Name :** RENEW - SITE PICTURES NO FOOD **Status :** NotSubmitted  
**Assigned Organization :** National TAB **Asset :**  
**Requesting Organization :** National TAB

### CheckList Item Details

#### ROOF TOP BEFORE AND AFTER PICTURES

RTU 1 O.A. FILTER (BEFORE AND AFTER)

Cleaned



Dirty(1).jpeg




Clean(2).jpeg

RTU 1 FINAL FILTER (BEFORE AND AFTER)

Changed



**Dirty(1).jpeg**




**Clean(2).jpeg**

RTU 1 CONDENSOR COIL (BEFORE AND AFTER)

Not cleaned due to freezing temperatures.



**Cond.jpeg**



**Cond2.jpeg**

RTU 1 EVAPORATOR COIL (BEFORE AND AFTER)

Wiped down, but did not use water due to freezing temps.



**Dirty(1).jpeg**



**Clean(2).jpeg**

RTU 1 - CONDENSATE DRAIN

Installed



**Drain.jpeg**

RTU 1 CONDENSATE PAN

Clear



**Pan.jpeg**

RTU 2 OA MESH FILTER (BEFORE AND AFTER)

Cleaned



**Dirty(1).jpeg**



**Clean(2).jpeg**

RTU 2 FINAL FILTER (BEFORE AND AFTER)

Changed



**Dirty.jpeg**




**Clean(2).jpeg**

RTU 2 CONDENSOR COIL (BEFORE AND AFTER)

Not cleaned due to freezing temperatures.



**Cond.jpeg**



**Cond1.jpeg**

RTU 2 EVAPORATOR COIL (BEFORE AND AFTER)

Wiped down, but did not use water due to freezing temps.



**Dirty(1).jpeg**



**Clean(2).jpeg**

RTU 2 CONDENSATE DRAIN

Installed



**Drain.jpeg**

RTU 2 CONDENSATE PAN


Clear




**Pan.jpeg**

RTU 3 OA MESH FILTER (BEFORE AND AFTER)

Cleaned



**Dirty(1).jpeg**



**Clean(2).jpeg**

RTU 3 FINAL FILTER (BEFORE AND AFTER)

Changed




**Dirty(1).jpeg**



**Clean(2).jpeg**

**RTU 3 CONDENSOR COIL (BEFORE AND AFTER)**



**Cond.jpeg**

**RTU 3 EVAPORATOR COIL (BEFORE AND AFTER)**

Wiped down, but did not use water due to freezing temps.



**Evap.jpeg**

**RTU 3 CONDENSATE DRAIN**

Not cleaned due to freezing temperatures.




**Drain.jpeg**

RTU 3 CONDENSATE PAN

Not accessible

RTU 4 O.A. FILTER (BEFORE AND AFTER)

Cleaned



**Dirty(1).jpeg**



**Clean(2).jpeg**

RTU 4 FINAL FILTER (BEFORE AND AFTER)

Changed



**Dirty(1).jpeg**



**Clean(2).jpeg**

RTU 4 CONDENSOR COIL (BEFORE AND AFTER)

Not cleaned due to freezing temperatures.



**Cond.jpeg**

RTU 4 EVAPORATOR COIL (BEFORE AND AFTER)

Wiped down, but did not use water due to freezing temps.



**Evap.jpeg**

RTU 4 CONDENSATE DRAIN

Installed



**Drain.jpeg**

RTU 4 CONDENSATE PAN

No

EXHAUST FAN BEFORE AND AFTER PICTURES

EXHAUST FAN KEF1 MOTOR HOUSING CLEANED

Wiped down



Dirty(1).jpeg



Clean(2).jpeg

EXHAUST FAN KEF1 GREASE CUP PROPERLY INSTALLED


Installed, but full of grease

EXHAUST FAN KEF2 MOTOR HOUSING CLEANED

Wiped down



Dirty(1).jpeg



Clean(2).jpeg

EXHAUST FAN KEF2 GREASE CUP PROPERLY INSTALLED

Installed



Cup.jpeg

EXHAUST FAN KEF3 MOTOR HOUSING CLEANED

Wiped down



Clean(2).jpeg

EF-1 RESTROOMS FAN HOUSING PICTURE

CLEANED



FuseIT8b7ef522480242....



FuseITe571c905fc5a44....

EF-2 RESTROOMS FAN HOUSING PICTURE

CLEANED



FuseIT670ac56655c149....



FuseIT638f2f3409294a....

Notes/Comments :