

Report By:

National TAB
1329 E. KEMPER ROAD
SUITE 4210
CINCINNATI, OH 45246



Report: TAB Report
Function: Test, Adjust, & Balance
Date: 11/11/2025
Completed By: National TAB

PROJECT
11-10-25 WAWA #8485 PISCATAWAY, NJ

88 CENTENNIAL AVE
PISCATAWAY, NJ 08854

Client

Wawa
260 West Baltimore Pike
Wawa, PA 19063

National TAB

Project: 11-10-25 WAWA #8485 PISCATAWAY, NJ

Table Of Contents

Section	Page #
Summary	3
Remarks	4
Balance Schedule	8
Checklist Data	9
AHU/RTU	20
FAN - Exhaust	26
GRD Layout	31



National TAB

Project: 11-10-25 WAWA #8485 PISCATAWAY, NJ
Function: Test, Adjust, & Balance

Project Summary

Project Summary

The summary below provides a quick understanding of our scope of work and general testing procedures. Enclosed in the report is further detail about your building performance including recommendations, asset data, and pictures. Our focus is to work with the trades to remedy any issues or deficiencies during the actual field balancing and not after the balancing has occurred to achieve a positive environment and outcome. The level of success is determined by the availability of the trades, possible parts needed, or time constraints.

RTU's (Roof Top Units) w/ Diffusers

Each of the RTU's were measured at their terminal devices or via traverse to establish a total flow for that unit. Each RTU was adjusted to within tolerance of the engineer's design flow. Each outlet was then adjusted to within tolerance of the design flow. Outside air was measured by reading the intake air opening with a velocity grid and multiplying by the free area. The outside air damper was adjusted until the airflow was within the design requirements. Any equipment that fell outside of that tolerance is noted throughout the report.

General Exhaust Fans w/ Grilles

The general exhaust fans were measured by reading each air device with a flow hood. The total airflow for each fan is equivalent to the sum of these readings. Fan speed was then adjusted so that the airflow was within tolerance of design. Each terminal device was balanced to within tolerance of the design volume using the installed volume dampers. Any equipment that fell outside of this tolerance is noted throughout the report.

Ceiling Exhaust Fans

The ceiling exhaust fans were measured using a flow hood. If speed adjustment was provided, the fan speed was adjusted to within design tolerance. Any equipment that fell outside of this tolerance is noted throughout the report.

Final Building Tests

After completing the test and balance the final building pressure was measured. It was confirmed that the building pressure fell within acceptable tolerances and that the pressure measurement coincides with the actual and design net airflow. Any deviations from these standards are noted throughout the report

Issue List

- EF-2 Not reaching Design
- EF-2 Speed Switch/Disconnect
- RTU-3 Sensor issues

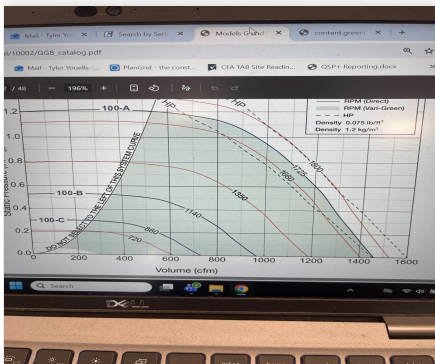


11-10-25 WAWA #8485 PISCATAWAY, NJ

Project Issue Information

Issue Name : EF-2 Not reaching Design
Description : EF-2 is not reaching Design CFM (1159/1300CFM) design static is 0.25". Actual is 0.60". Ductwork also matches the print. Per the fan curve fan is around 1200cfm ruling out leakage or mechanical issue. Recommend upsizing fan to meet higher static requirement.
Created By : National TAB **Assigned To :** National TAB - Will Turnbough
Status : Open
Priority : High **Asset Tag :**
Originated Date : 11/11/2025 - Tyler Youells - National TAB

Project Issue File Details



11/11/2025



11-10-25 WAWA #8485 PISCATAWAY, NJ

Project Issue Information

Issue Name : EF-2 Speed Switch/Disconnect
Description : Ef-2 speed switch shorted out when attempting to read fan amp draw. Speed switch was missing typical protective cover, and disconnect switch was not actually wired allowing power at the speed control when power was thought to be de-energized. Recommend replacing the speed switch and wiring the disconnect switch.

Created By : National TAB **Assigned To :** National TAB - Will Turnbough

Status : Open


Priority : Medium **Asset Tag :**

Originated Date : 11/11/2025 - Tyler Youells - National TAB

Project Issue File Details



11/11/2025



11/11/2025



11-10-25 WAWA #8485 PISCATAWAY, NJ

Project Issue Information

Issue Name : RTU-3 Sensor issues
Description : After reconnecting humidity wiring, RTU-3 is not displaying the space humidity. The temperature reading is also 75F+ which space is more like 67F. MC to recheck wiring connections and sensor operation
Created By : National TAB **Assigned To :** National TAB - Will Turnbough
Status : Open
Priority : High **Asset Tag :**
Originated Date : 11/11/2025 - Tyler Youells - National TAB

Project Issue File Details



11/11/2025

AIR BALANCE SCHEDULE

UNIT	AREA SERVED	HVAC SUPPLY		HVAC RETURN		HVAC OUTDOOR		OA %		HOOD MAKE-UP		HOOD EXHAUST		GENERAL EXH.	
		DESIGN	ACTUAL	DESIGN	ACTUAL	DESIGN	ACTUAL	DESIGN	ACTUAL	DESIGN	ACTUAL	DESIGN	ACTUAL	DESIGN	ACTUAL
RTU-1	RETAIL	3000	2966	2450	2396	550	570	18.3%	19.2%						
RTU-2	FOOD SERVICE	5000	4930	4050	3991	950	939	19.0%	19.0%						
RTU-3	RETAIL	2000	2023	1600	1622	400	401	20.0%	19.8%						
EF-1	RESTROOM													300	309
EF-2	BOH													1300	1159
EF-3	WATER METER ROOM													60	63
TOTALS		10000	9919	8100	8009	1900	1910			0	0	0	0	1660	1531

NET BUILDING AIRFLOW CALCULATION

TOTALS	DESIGN	ACTUAL
TOTAL OA	1900	1910
TOTAL EXHAUST	1660	1531
NET AIRFLOW	240	379

DOOR TESTED	BUILDING PRESSURE MEASUREMENTS (IN. H2O)
FRONT	[1]
SIDE	[1]
REAR	[1]
AVERAGE	[1]

FINAL CHECKS

ACTUAL NET AIRFLOW COINCIDES WITH DESIGN:

MEASURED PRESSURES COINCIDES WITH ACTUAL NET AIRFLOW:

PRESSURE FALLS WITHIN IMC TOLERANCE OF +/-0.02" W.C.

NOTES:

[1] Building pressure test is inconclusive due to 40mph winds gusts

CheckList List

- 01: RTU's/AHU's
- 02: LENNOX SETUP PARAMETERS
- 03: SENSOR WIRING (LENNOX)
- 04: EF'S
- 05: CLOSEOUT CHECKS



11-10-25 WAWA #8485 PISCATAWAY, NJ

CheckList Information

Name : 01: RTU's/AHU's **Status :** Completed

Assigned Organization : National TAB **Asset :**

Requesting Organization : National TAB

Created Date : 10/22/2025 - Natasha Louw - National TAB

Completed Date : 11/11/2025 - Tyler Youells - National TAB

CheckList Item Details

RTU's/AHU's

All diffusers and grilles are installed and match design?	Pass
------------------------------------------------------------------	------

Comment:

Missing exhaust grille is now installed

Clean filters installed?	Pass
---------------------------------	------

Comment:

Economizers are assembled and functional?	Pass
--------------------------------------------------	------

Comment:

Motors are all operating below the FLA rating?	Pass
-------------------------------------------------------	------

Comment:

Are belts tight?	N/A
-------------------------	-----

Comment:

If direct drive unit is the speed controller working?	Pass
--------------------------------------------------------------	------

Comment:

Is gas piping installed and valves turned on?	Pass
Comment:	
Condensate drains are installed?	Pass
Comment:	
Unit free of noticeable noise and vibration	Pass
Comment:	
Final outside air damper position is marked with permanent marker?	Pass
Comment:	
No alarms present?	Fail
Comment:	
RTU-3 sensor alarms	
Any noticeable duct leakage?	Pass
Comment:	
Total supply and OA flows are balanced within +/-5% and supply & return diffusers within +/-10%?	Pass
Comment:	
Adjust side wall diffusers on spiral duct that blow towards the coffee island drop-in to prevent issues with it staying at temperature. Fan out of the deflector blades or reduce airflow as necessary to prevent drafting.	N/A
Comment:	
IN TEST MODE, TEST THE FOLLOWING:	
Cooling mode is operational? Record EAT/LAT for each unit:	N/A
Comment:	
Due to low ambient cooling was run for a minimal amount of time only to check functionality	
Heating mode is operational? Record EAT/LAT for each unit:	Pass

Comment:

RTU-1: 68.4/110.5F RTU-2: NA RTU-3: 65.6/105.7F

Dehumidification mode is operational? (Feel dehumidification coil with your hand. Is it hot?) Record EAT/LAT for each unit:

N/A

Comment:

Due to low ambient cooling was run for a minimal amount of time only to check functionality



11-10-25 WAWA #8485 PISCATAWAY, NJ

CheckList Information

Name : 02: LENNOX SETUP PARAMETERS **Status :** Completed
Assigned Organization : National TAB **Asset :**
Requesting Organization : National TAB
Created Date : 10/22/2025 - Natasha Louw - National TAB
Completed Date : 11/11/2025 - Tyler Youells - National TAB

CheckList Item Details

UNIT ID CONFIGURATIONS

BACNET CONFIGURATION: GO TO SETTINGS>GENERAL>CONFIGURATION ID1 POSITION 5 SET TO "N". Pass

Comment:

NETWORK CONFIGURATION: GO TO SETUP>NETWORK INTEGRATION, SET TO BACNET IP Pass

Comment:

CONTROL MODE: SET CONTROL MODE TO ROOM SENSOR: CO2, TEMP & HUMIDITY (PER UNIT, AS NEEDED). Pass

Comment:

INDIVIDUAL PARAMETER CONFIGURATIONS (MECHANICAL CONTRACTOR TO DEFINE / AS APPLICABLE):

PARAMETER 105 DEHUMID MODE: 7 NO CONDITIONS Pass

Comment:

PARAMETER 106 DEHUMID SETPOINT: 50, THIS IS A CENTERED SET POINT (+/-) Yes

Comment:

PARAMETER 107 DEHUMID DEADBAND: 3 (DEFAULT) THIS IS THE ACTUAL +/- VALUE Pass

Comment:

PARAMETER 117 CO2 DAMPER MAX OPEN: 50%

Pass

Comment:

PARAMETER 118 CO2 START OPEN PPM: 1500

Pass

Comment:

PARAMETER 119 CO2 MAX OPEN PPM: 1500

Pass

Comment:

PARAMETER 137 OCCHET SET POINT: 68 (BACK UP)

Pass

Comment:

PARAMETER 131 SET TO THE SAME % AS THE MINMIUM OA DAMPER SETPOINT

Pass

Comment:

PARAMETER 139 OCC COOLING SET POINT: 72 (BACK UP)

Pass

Comment:

PARAMETER 154 OCC BLOWER MODE: ON-CONTINUOUS 1

Pass

Comment:

CFM VALUES / MSAV FAN SPEEDS (AIR BALANCER TO DEFINE / IF APPLICABLE):

OA DAMPER SET TO SAME POSITION IN ALL FAN SPEEDS?

Pass

Comment:

RTU-1:27% RTU-2:29% RTU-3: 27%

ALL FAN SPEEDS SET TO THE SAME CFM VALUE (ENTER SETPOINTS BELOW)

Pass

Comment:

RTU-1:59% RTU-2:89% RTU-3: 75%

HEAT CFM VALUE: PER THE HVAC SCHEDULE

Pass

Comment:

HIGH COOL CFM VALUE: THE HIGH COOL CFM VALUE

Pass

Comment:

LOW COOL CFM VALUE: MATCH THE HIGH COOL CFM VALUE

Pass

Comment:

VENTILATION CFM VALUE: MATCH THE HIGH COOL CFM VALUE

Pass

Comment:



11-10-25 WAWA #8485 PISCATAWAY, NJ

CheckList Information

Name : 03: SENSOR WIRING (LENNOX) **Status :** Completed

Assigned Organization : National TAB **Asset :**

Requesting Organization : National TAB

Created Date : 10/22/2025 - Natasha Louw - National TAB

Completed Date : 11/11/2025 - Tyler Youells - National TAB

CheckList Item Details

COMBINATION TEMPERATURE/HUMIDITY SENSOR

Sensors are installed where shown on the drawing? Pass

Comment:

2 conductor shielded cable has one wire landed to Vin, one to GND, and the shield wire is not connected. Pass

Comment:

Corrected by MC

For second shielded cable, one wire is landed to Vout and the shield wire is not connected. Pass

Comment:

Verify that the CORE or Prodigy controller is sensing a relative humidity (record the reading) Pass

Comment:

RTU-1: 21% RTU-2: 18% RTU-3: 19%



11-10-25 WAWA #8485 PISCATAWAY, NJ

CheckList Information

Name : 04: EF'S **Status :** Completed

Assigned Organization : National TAB **Asset :**

Requesting Organization : National TAB

Created Date : 10/22/2025 - Natasha Louw - National TAB

Completed Date : 11/11/2025 - Tyler Youells - National TAB

CheckList Item Details

EF's

Rotation is correct?	Pass
-----------------------------	------

Comment:

Belts are tight (if applicable)?	N/A
-----------------------------------------	-----

Comment:

Speed controller installed and functional (if applicable)?	Pass
-------------------------------------------------------------------	------

Comment:

Note the disconnect mounted inside the fan motor compartment is not actually wired, variable speed switch is used as the disconnect

There is no major leakage around base of fan?	Pass
------------------------------------------------------	------

Comment:

Is the motor operating below the motor FLA rating?	Pass
-----------------------------------------------------------	------

Comment:

Back draft damper installed and can it fully open?	Pass
-----------------------------------------------------------	------

Comment:

Unit free of noticeable noise and vibration?

Pass

Comment:

Total exhaust flow balanced within +/-5% and grilles are within +/-10%?

Fail

Comment:

EF-2 Is not performing to design CFM. Design ESP is 0.25" actual is 0.60" EF fan curve at .6" and 100% rpm shows 1200CFM which closely aligns with 1159CFM measured (Design CFM-1300). Recommend upsizing the fan to reach target CFM



11-10-25 WAWA #8485 PISCATAWAY, NJ

CheckList Information

Name : 05: CLOSEOUT CHECKS **Status :** Completed

Assigned Organization : National TAB **Asset :**

Requesting Organization : National TAB

Created Date : 10/22/2025 - Natasha Louw - National TAB

Completed Date : 11/11/2025 - Tyler Youells - National TAB

CheckList Item Details

SPACE COMFORT

Is space free of drafting?	Pass
-----------------------------------	------

Comment:

Is space comfortable in all areas?	Pass
-------------------------------------------	------

Comment:

Is the space free of ventilation noise?	Pass
------------------------------------------------	------

Comment:

BUILDING PRESSURE

Do actual net building airflow, design net building airflow, and pressure coincide? If not why? (All three should either be positive or negative)	N/A
----------------------------------------------------------------------------------------------------------------------------------------------------------	-----

Comment:

BUILDING PRESSURE TEST WAS INCONCLUSIVE DUE TO 40MPH WIND GUSTS

National TAB

Project: 11-10-25 WAWA #8485 PISCATAWAY, NJ

System/Unit: AHU/RTU



Asset: RTU1

AREA:RETAIL

Unit Data		
	Design	Actual
MFG	LENNOX	LENNOX
Serial Num	-	5624L01958
Model Num	LGT092H4E	LGT092H4ES2Y
Type	RTU	RTU
Configuration	VERTICAL	VERTICAL
Num OA Filters 1	-	2
OA Filter Size 1	-	15.5X25"
Num Final Filter 1	-	4
Final Filter Size 1	-	20X25X2

Motor Data		
	Design	Actual
Motor MFG	-	EBMPABST
Frame	-	NL
Horsepower	3.75	2970W
Motor Rpm	-	1780
Phase	3	3
Rated Voltage	208	200
Rated Amperage	-	8.0
Service Factor	-	1

Test Data		
	Design	Actual
SF CFM	3000	2966
SF RPM	-	1050
MOTOR RPM	-	1050
RA CFM	2450	2396
OA CFM	550	570
RL Voltage	-	209.7/209.3/209.6
RL Amperage	-	2.2/2.3/2.2
SF System SetPt	-	59%
RA Damper Position	-	MECHANICAL LINKAGE
OA Damper Position	-	27%
OA Damper Type	-	ECONOMIZER

Performance Data		
	Design	Actual
MA Plenum SP	-	-0.20"
Fan Suction SP	-	-0.48"
Fan Discharge SP	-	0.52"
Total ESP	0.5"	0.72"
Fan Total SP	-	1.0"

Completed By: Tyler Youells on 11/11/2025

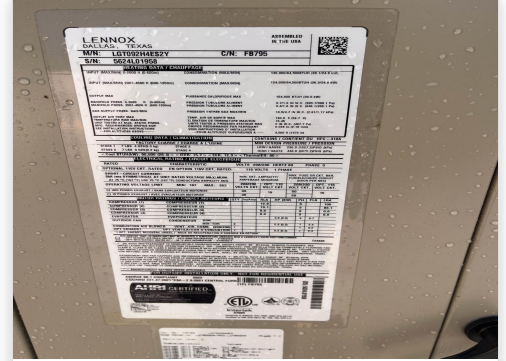
Unit Data - PHOTO LOG



11/10/2025



11/10/2025



11/10/2025

National TAB

Project: 11-10-25 WAWA #8485 PISCATAWAY, NJ

AHU/RTU



Diffuser Supply (GRD)

RTU1/RETAIL

Asset									
Asset Name	Location	Type	Size	DESIGN CFM	AK	CFM(1)	CFM(2)	FINAL CFM	% to design
SGRD1	RETAIL	LD-1	10"	300	1	384	325	290	96.7
SGRD2	RETAIL	LD-1	10"	300	1	316	266	316	105.3
SGRD3	RETAIL	LD-1	10"	300	1	279	220	272	90.7
SGRD4	RETAIL	LD-1	10"	300	1	475	407	298	99.3
SGRD5	RETAIL	LD-1	10"	300	1	310	266	288	96.0
SGRD6	RETAIL	LD-1	10"	300	1	392	328	299	99.7
SGRD7	OFFICE	CD-1	8"	150	1	180	149	158	105.3
SGRD8	ASSOCIATES ROOM	CD-1	8"	150	1	72	51	159	106.0
SGRD9	COFFEE	LD-1	10"	300	1	410	351	293	97.7
SGRD10	COFFEE	LD-1	10"	300	1	398	335	298	99.3
SGRD11	FOOD SERVICE	LD-1	10"	300	1	441	334	295	98.3
Total				3000		3657	3032	2966	98.87%

Completed By: Tyler Youells on 11/10/2025

National TAB

Project: 11-10-25 WAWA #8485 PISCATAWAY, NJ

System/Unit: AHU/RTU



Asset: RTU2

AREA:FOOD SERVICE

Unit Data		
	Design	Actual
MFG	LENNOX	LENNOX
Serial Num	-	5624L04011
Model Num	LCT150H4E	LCT150H4EN2Y
Type	RTU	RTU
Configuration	VERTICAL	VERTICAL
Num OA Filters 1	-	2
OA Filter Size 1	-	25X15.5"
Num Final Filter 1	-	4
Final Filter Size 1	-	20X25X2

Motor Data		
	Design	Actual
Motor MFG	-	EBMPABST
Frame	-	NL
Horsepower	3.75	2970W
Motor Rpm	-	1780
Phase	3	3
Rated Voltage	208	200
Rated Amperage	-	8.0
Service Factor	-	1

Test Data		
	Design	Actual
SF CFM	5000	4930
SF RPM	-	1584
MOTOR RPM	-	1584
RA CFM	4050	3991
OA CFM	950	939
RL Voltage	-	208.2/208.8/209.0
RL Amperage	-	6.1/6.2/6.1
SF System SetPt	-	89%
RA Damper Position	-	MECHANICAL LINKAGE
OA Damper Position	-	29%
OA Damper Type	-	ECONOMIZER

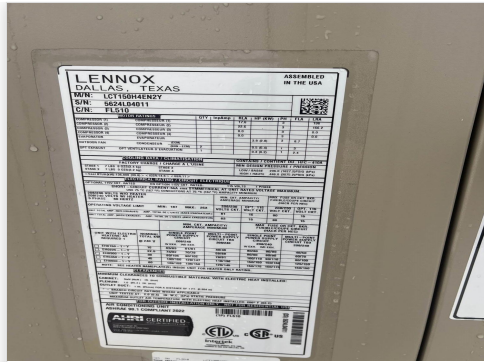
Performance Data		
	Design	Actual
MA Plenum SP	-	-0.36"
Fan Suction SP	-	-1.09"
Fan Discharge SP	-	0.69"
Total ESP	0.5"	1.05"
Fan Total SP	-	1.78"

Completed By: Tyler Youells on 11/11/2025

Unit Data - PHOTO LOG



11/10/2025



11/10/2025



11/10/2025

National TAB

Project: 11-10-25 WAWA #8485 PISCATAWAY, NJ

AHU/RTU



Diffuser Supply (GRD)

RTU2/FOOD SERVICE

Asset									
Asset Name	Location	Type	Size	DESIGN CFM	AK	CFM(1)	CFM(2)	FINAL CFM	% to design
SGRD1	BACKROOM	LD-1	10"	450	1	183	448	448	99.6
SGRD2	BACKROOM	CD-1	10"	300	1	258	313	313	104.3
SGRD3	BACKROOM	LD-1	10"	400	1	187	410	410	102.5
SGRD4	BACKROOM	LD-1	10"	450	1	475	421	421	93.6
SGRD5	FOOD SERVICE	LD-1	10"	400	1	429	403	403	100.8
SGRD6	FOOD SERVICE	LD-1	10"	400	1	381	372	372	93.0
SGRD7	FOOD SERVICE	LD-1	10"	450	1	497	428	428	95.1
SGRD8	FOOD SERVICE	LD-1	10"	400	1	370	383	383	95.8
SGRD9	FOOD SERVICE	LD-1	10"	400	1	497	386	386	96.5
SGRD10	FOOD SERVICE	LD-1	10"	400	1	264	424	424	106.0
SGRD11	FOOD SERVICE	LD-1	10"	400	1	487	421	421	105.3
SGRD12	ELECTRICAL ROOM	CD-1	12"	550	1	912	521	521	94.7
Total				5000		4940	4930	4930	98.6%

Diffuser Ret/Exh (GRD)

RTU2/FOOD SERVICE

Asset									
Asset Name	Location	Type	Size	DESIGN CFM	AK	CFM(1)	CFM(2)	FINAL CFM	% to design
EGRD1	RETAIL	G-1	12"	550	1	446	489	509	92.5
EGRD2	RETAIL	G-1	14"	700	1	741	655	682	97.4
EGRD3	FOOD SERVICE	G-1	14"	700	1	672	679	701	100.1
EGRD4	FOOD SERVICE	G-1	14"	700	1	796	683	711	101.6
EGRD5	FOOD SERVICE	G-1	14"	700	1	615	672	699	99.9
EGRD6	FOOD SERVICE	G-1	14"	700	1	580	660	689	98.4
Total				4050		3850	3838	3991	98.54%

Completed By: Tyler Youells on 11/11/2025

National TAB

Project: 11-10-25 WAWA #8485 PISCATAWAY, NJ

System/Unit: AHU/RTU



Asset: RTU3

AREA:RETAIL

Unit Data		
	Design	Actual
MFG	LENNOX	LENNOX
Serial Num	-	5624L05416
Model Num	LGT060H4E	LGT060H4EB1Y
Type	RTU	RTU
Configuration	VERTICAL	VERTICAL
Num OA Filters 1	-	1
OA Filter Size 1	-	30X16
Num Final Filter 1	-	4
Final Filter Size 1	-	20X20X2

Motor Data		
	Design	Actual
Motor MFG	-	INTERLINK
Frame	-	NL
Horsepower	1.0	1
Motor Rpm	-	1050
Phase	3	1
Rated Voltage	208	240
Rated Amperage	-	6.13
Service Factor	-	1

Test Data		
	Design	Actual
SF CFM	2000	2023
SF RPM	-	788
MOTOR RPM	-	788
RA CFM	1600	1622
OA CFM	400	401
RL Voltage	-	209.2
RL Amperage	-	5.2
SF System SetPt	-	75%
RA Damper Position	-	MECHANICAL LINKAGE
OA Damper Position	-	27%
OA Damper Type	-	ECONOMIZER

Performance Data		
	Design	Actual
MA Plenum SP	-	-0.25"
Fan Suction SP	-	-0.41"
Fan Discharge SP	-	0.34"
Total ESP	0.5"	0.59"
Fan Total SP	-	0.75"

Completed By: Tyler Youells on 11/11/2025

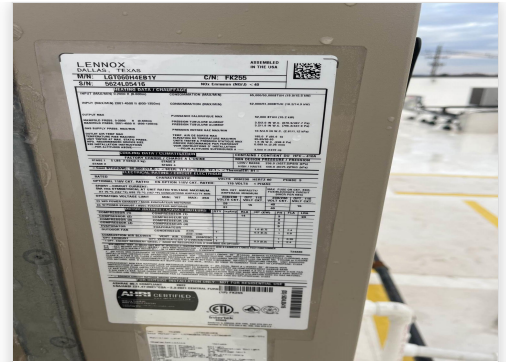
Unit Data - PHOTO LOG



11/10/2025



11/10/2025



11/10/2025

National TAB

Project: 11-10-25 WAWA #8485 PISCATAWAY, NJ

AHU/RTU



Diffuser Supply (GRD)

RTU3/RETAIL

Asset									
Asset Name	Location	Type	Size	DESIGN CFM	AK	CFM(1)	CFM(2)	FINAL CFM	% to design
SGRD1	REAR VESTIBULE	CD-3	6"	100	1	133	101	101	101.0
SGRD2	RETAIL	LD-1	8"	225	1	150	219	219	97.3
SGRD3	DELIVERY ROOM	CD-1	8"	200	1	213	215	215	107.5
SGRD4	CLOSET		OPEN DUCT	150	0.35	106	149	149	99.3
SGRD5	RETAIL	LD-1	8"	225	1	231	238	238	105.8
SGRD6	RETAIL	LD-1	8"	225	1	188	228	228	101.3
SGRD7	RETAIL	LD-1	8"	225	1	225	233	233	103.6
SGRD8	MENS RR	CD-3	6"	75	1	93	79	79	105.3
SGRD9	WOMENS RR	CD-3	6"	50	1	96	53	53	106.0
SGRD10	ENTRANCE	CD-2	8"	250	1	220	239	239	95.6
SGRD11	RETAIL	LD-1	10"	275	1	387	269	269	97.8
Total				2000		2042	2023	2023	101.15%

Completed By: Tyler Youells on 11/10/2025

National TAB

Project: 11-10-25 WAWA #8485 PISCATAWAY, NJ

System/Unit: FAN - Exhaust



Asset: EF1

AREA:RESTROOM

Unit Data		
	Design	Actual
MFG	PENNBARRY	GREENHECK
Model Num	DX10R	G-095-G-1-17-X
Serial Num	-	27297462
Type	DOWNBLAST	DOWNBLAST
Configuration	VERTICAL	VERTICAL

Motor Data		
	Design	Actual
Motor MFG	-	McMILLAN
Frame	-	NL
Horsepower	1/12	1/8
Motor Rpm	-	1550
Phase	1	1
Voltage (rated)	120	115
Amperage (rated)	-	2.6
Service Factor	-	1

Test Data		
	Design	Actual
CFM	300	309
Fan RPM	1550	NA
Fan Rotation	-	CW
Motor RPM	-	NA
System SetPt	-	MARKED ON DIAL
RL Voltage	-	122.6
RL Amperage	-	2.2
Total ESP	0.250"	0.40"
Fan Inlet SP	-	-0.40"
Fan Discharge SP	-	ATM

Completed By: Tyler Youells on 11/11/2025

Unit Data - PHOTO LOG



11/10/2025



11/10/2025

National TAB

Project: 11-10-25 WAWA #8485 PISCATAWAY, NJ

FAN - Exhaust



Diffuser Ret/Exh (GRD)

EF1/RESTROOM

Asset									
Asset Name	Location	Type	Size	DESIGN CFM	AK	CFM(1)	CFM(2)	FINAL CFM	% to design
EGRD1	WOMENS RR	G-3	6"	100	1	117	104	104	104.0
EGRD2	JANITORS CLOSET	G-1	8"	50	1	97	51	51	102.0
EGRD3	MENS RR	G-3	6"	100	1	73	101	101	101.0
EGRD4	MENS RR	G-3	6"	50	1	60	53	53	106.0
Total				300		347	309	309	103%

Completed By: Tyler Youells on 11/10/2025

National TAB

Project: 11-10-25 WAWA #8485 PISCATAWAY, NJ

System/Unit: FAN - Exhaust



Asset: EF2

AREA:BOH

Unit Data		
	Design	Actual
MFG	PENNBARRY	GREENHECK
Model Num	DX16S	G-100-A-3-1-19-X
Serial Num	-	27297463
Type	DOWNBLAST	DOWNBLAST
Configuration	VERTICAL	VERTICAL

Test Data		
	Design	Actual
CFM	1300	1159
Fan RPM	1300	1725
Fan Rotation	-	CW
Motor RPM	-	1725
System SetPt	-	MAX SPEED/MARKED ON DIAL
RL Voltage	-	122.1
RL Amperage	-	2.4
Total ESP	0.250"	0.60"
Fan Inlet SP	-	-0.60"
Fan Discharge SP	-	ATM

Motor Data		
	Design	Actual
Motor MFG	-	LEESON
Frame	-	56
Horsepower	0.33	1/3
Motor Rpm	-	1725
Phase	1	1
Voltage (rated)	120	115
Amperage (rated)	-	3.5
Service Factor	-	1

Completed By: Tyler Youells on 11/11/2025

Notes:

[1] Fan is not reaching design CFM, Ductwork is per the print. ESP is 0.60", while design is 0.25". Fan is at maximum speed. Recommend upsizing fan to meet CFM requirements.

Written By: Tyler Youells on 11/11/2025

Unit Data - PHOTO LOG



11/10/2025



11/10/2025

National TAB

Project: 11-10-25 WAWA #8485 PISCATAWAY, NJ

FAN - Exhaust



Diffuser Ret/Exh (GRD)

EF2/BOH

Asset									
Asset Name	Location	Type	Size	DESIGN CFM	AK	CFM(1)	CFM(2)	FINAL CFM	% to design
EGRD1	FOOD SERVICE	G-1	12"	500	1.16	466	452	452	90.4
EGRD2	FOOD SERVICE	G-1	14"	400	1.16	248	322	322	80.5
EGRD3	BACKROOM	G-1	10"	300	1.16	385	290	290	96.7
EGRD4	STAGING	G-1	8"	100	1.16	177	95	95	95.0
Total				1300		1276	1159	1159	89.15%

Completed By: Tyler Youells on 11/11/2025

National TAB

Project: 11-10-25 WAWA #8485 PISCATAWAY, NJ

System/Unit: FAN - Exhaust



Asset: EF3


AREA:WATER METER ROOM

Unit Data		
	Design	Actual
MFG	PENNBARRY	GREENHECK
Model Num	Z3H	CSP-A110-QD
Serial Num	-	27274298
Type	IN-LINE	INLINE
Configuration	HORIZONTAL	HORIZONTAL


Test Data		
	Design	Actual
CFM	60	63
System SetPt	-	MARKED ON DIAL

Completed By: Tyler Youells on 11/11/2025

Unit Data - PHOTO LOG



11/11/2025



11/11/2025

