

Report By:

National TAB
1329 E. KEMPER ROAD
SUITE 4210
CINCINNATI, OH 45246



Report: TAB Report
Function: Test, Adjust, & Balance
Date: 01/15/2025
Completed By: National TAB

PROJECT

01-13-25 WAWA #6301 HINESVILLE, GA

721 VETERANS PKWY

HINESVILLE, GA 31313

Client

Wawa
260 West Baltimore Pike
Wawa, PA 19063

National TAB

Project: 01-13-25 WAWA #6301 HINESVILLE, GA

Table Of Contents

Section	Page #
Summary	3
Remarks	5
Checklist Data	9
Balance Schedule	20
AHU/RTU	21
FAN - Exhaust	30
GRD Layout	35

Project Summary

The summary below provides a quick understanding of our scope of work and general testing procedures. Enclosed in the report is further detail about your building performance including recommendations, asset data, and pictures. Our focus is to work with the trades to remedy any issues or deficiencies during the actual field balancing and not after the balancing has occurred to achieve a positive environment and outcome. The level of success is determined by the availability of the trades, possible parts needed, or time constraints.

RTU's (Roof Top Units) w/ Diffusers

Each of the RTU's were measured at their terminal devices or via traverse to establish a total flow for that unit. Each RTU was adjusted to within tolerance of the engineer's design flow. Each outlet was then adjusted to within tolerance of the design flow. Outside air was measured by reading the intake air opening with a velocity grid and multiplying by the free area. The outside air damper was adjusted until the airflow was within the design requirements. Any equipment that fell outside of that tolerance is noted throughout the report.

General Exhaust Fans w/ Grilles

The general exhaust fans were measured by reading each air device with a flow hood. The total airflow for each fan is equivalent to the sum of these readings. Fan speed was then adjusted so that the airflow was within tolerance of design. Each terminal device was balanced to within tolerance of the design volume using the installed volume dampers. Any equipment that fell outside of this tolerance is noted throughout the report.

Ceiling Exhaust Fans

The ceiling exhaust fans were measured using a flow hood. If speed adjustment was provided, the fan speed was adjusted to within design tolerance. Any equipment that fell outside of this tolerance is noted throughout the report.

Final Building Tests

After completing the test and balance the final building pressure was measured. It was confirmed that the building pressure fell within acceptable tolerances and that the pressure measurement coincides with the actual and design net airflow. Any deviations from these standards are noted throughout the report.

AIR BALANCE SCHEDULE

UNIT	AREA SERVED	HVAC SUPPLY		HVAC RETURN		HVAC OUTDOOR		OA %		HOOD MAKE-UP		HOOD EXHAUST		GENERAL EXH.	
		DESIGN	ACTUAL	DESIGN	ACTUAL	DESIGN	ACTUAL	DESIGN	ACTUAL	DESIGN	ACTUAL	DESIGN	ACTUAL	DESIGN	ACTUAL
RTU-1	CORE	3400	3492	2900	2976	500	516	14.7%	14.8%						
RTU-2	DELI	5000	4975	4500	4444	500	531	10.0%	10.7%						
RTU-3	RETAIL	3000	3024	2700	2719	300	305	10.0%	10.1%						
EF-1	FOOD SVC/RR													800	802
EF-2	WATER SVC RM													60	63
TOTALS		11400	11491	10100	10139	1300	1352			0	0	0	0	860	865

NET BUILDING AIRFLOW CALCULATION

TOTALS	DESIGN	ACTUAL
TOTAL OA	1300	1352
TOTAL EXHAUST	860	865
NET AIRFLOW	440	487

DOOR TESTED	BUILDING PRESSURE MEASUREMENTS (IN. H2O)
FRONT	0.007
SIDE	0.007
REAR	0.009
AVERAGE	0.0077

FINAL CHECKS

- ACTUAL NET AIRFLOW COINCIDES WITH DESIGN: ✓
- MEASURED PRESSURES COINCIDES WITH ACTUAL NET AIRFLOW: ✓
- PRESSURE FALLS WITHIN IMC TOLERANCE OF +/-0.02" W.C. ✓

NOTES:

Issue List

- RTU 1 Final Filters
- RTU 2 Final Filters
- RTU 3 Final Filters



01-13-25 WAWA #6301 HINESVILLE, GA

Project Issue Information

Issue Name : RTU 1 Final Filters
Description : The unit's final filters are dirty from construction. Recommend replacing filters before store opening.
Created By : National TAB **Assigned To :** National TAB - Kristopher Passley
Status : Open
Priority : Medium **Asset Tag :**
Originated Date : 01/15/2025 - Kristopher Passley - National TAB

Project Issue File Details



01/15/2025



01-13-25 WAWA #6301 HINESVILLE, GA

Project Issue Information

Issue Name : RTU 2 Final Filters
Description : The unit's final filters are dirty from construction. Recommend replacing filters before store opening.
Created By : National TAB **Assigned To :** National TAB - Kristopher Passley
Status : Open
Priority : Medium **Asset Tag :**
Originated Date : 01/15/2025 - Kristopher Passley - National TAB

Project Issue File Details



01/15/2025



01-13-25 WAWA #6301 HINESVILLE, GA

Project Issue Information

Issue Name : RTU 3 Final Filters
Description : The unit's final filters are dirty from construction. Recommend replacing filters before store opening.
Created By : National TAB **Assigned To :** National TAB - Kristopher Passley
Status : Open
Priority : Medium **Asset Tag :**
Originated Date : 01/15/2025 - Kristopher Passley - National TAB

Project Issue File Details



01/15/2025

CheckList List

- 01: RTU's/AHU's
- 02: LENNOX SETUP PARAMETERS
- 03: SENSOR WIRING (LENNOX
- 04: EF'S
- 05: CLOSEOUT CHECKS



01-13-25 WAWA #6301 HINESVILLE, GA

CheckList Information

Name : 01: RTU's/AHU's **Status :** Completed

Assigned Organization : National TAB **Asset :**

Requesting Organization : National TAB

Created Date : 01/10/2025 - Brianna Biggs - National TAB

Completed Date : 01/15/2025 - Kristopher Passley - National TAB

CheckList Item Details

RTU's/AHU's

All diffusers and grilles are installed and match design?	Pass
---	------

Comment:

Clean filters installed?	Fail
--------------------------	------

Comment:

Economizers are assembled and functional?	Pass
---	------

Comment:

Motors are all operating below the FLA rating?	Pass
--	------

Comment:

Are belts tight?	N/A
------------------	-----

Comment:

If direct drive unit is the speed controller working?	Pass
---	------

Comment:

Is gas piping installed and valves turned on?	N/A
---	-----

Comment:

Condensate drains are installed?

Pass

Comment:

Unit free of noticeable noise and vibration

Pass

Comment:


Final outside air damper position is marked with permanent marker?

Pass

Comment:



01/15/2025



01/15/2025



01/15/2025

No alarms present?

Pass

Comment:

Any noticeable duct leakage?

Pass

Comment:

NO

Total supply and OA flows are balanced within +/-5% and supply & return diffusers within +/-10%?

Pass

Comment:

IN TEST MODE, TEST THE FOLLOWING:

Cooling mode is operational? Record EAT/LAT for each unit:

Pass

Comment:

RTU 1 EAT 73F, LAT 51F RTU 2 EAT 69 F , LAT 50F RTU 3 EAT 70F , LAT 51F

Heating mode is operational? Record EAT/LAT for each unit:

Pass

Comment:

RTU 1 EAT 74F, LAT 81F RTU 2 NO HEAT RTU 3 EAT 74F, LAT 86F

Dehumidification mode is operational? (Feel dehumidification coil with your hand. Is it hot?) Record EAT/LAT for each unit:

Pass

Comment:

YES ALL COILS WERE ALL HOT TO TOUCH RTU 1 EAT 71F, LAT 61F RTU 2 EAT 68F , LAT 61F RTU 3 EAT 67F, LAT 65F



01-13-25 WAWA #6301 HINESVILLE, GA

CheckList Information

Name : 02: LENNOX SETUP PARAMETERS **Status :** Completed
Assigned Organization : National TAB **Asset :**
Requesting Organization : National TAB
Created Date : 01/10/2025 - Brianna Biggs - National TAB
Completed Date : 01/15/2025 - Kristopher Passley - National TAB

CheckList Item Details

UNIT ID CONFIGURATIONS

BACNET CONFIGURATION: GO TO SETTINGS>GENERAL>CONFIGURATION ID1 POSITION 5 SET TO "N". Pass

Comment:

NETWORK CONFIGURATION: GO TO SETUP>NETWORK INTEGRATION, SET TO BACNET IP Pass

Comment:

CONTROL MODE: SET CONTROL MODE TO ROOM SENSOR: CO2, TEMP & HUMIDITY (PER UNIT, AS NEEDED). Pass

Comment:

INDIVIDUAL PARAMETER CONFIGURATIONS (MECHANICAL CONTRACTOR TO DEFINE / AS APPLICABLE):

PARAMETER 105 DEHUMID MODE: 7 NO CONDITIONS Pass

Comment:

PARAMETER 106 DEHUMID SETPOINT: 50, THIS IS A CENTERED SET POINT (+/-) Yes

Comment:

PARAMETER 107 DEHUMID DEADBAND: 3 (DEFAULT) THIS IS THE ACTUAL +/- VALUE Pass

Comment:

PARAMETER 117 CO2 DAMPER MAX OPEN: 50%

Pass

Comment:

PARAMETER 118 CO2 START OPEN PPM: 1500

Pass

Comment:

PARAMETER 119 CO2 MAX OPEN PPM: 1500

Pass

Comment:

PARAMETER 137 OCCHET SET POINT: 68 (BACK UP)

Pass

Comment:

PARAMETER 131 SET TO THE SAME % AS THE MINMIUM OA DAMPER SETPOINT

Pass

Comment:

PARAMETER 139 OCC COOLING SET POINT: 72 (BACK UP)

Pass

Comment:

PARAMETER 154 OCC BLOWER MODE: ON-CONTINUOUS 1

Pass

Comment:

CFM VALUES / MSAV FAN SPEEDS (AIR BALANCER TO DEFINE / IF APPLICABLE):

OA DAMPER SET TO SAME POSITION IN ALL FAN SPEEDS?

Pass

Comment:

ALL FAN SPEEDS SET TO THE SAME CFM VALUE (ENTER SETPOINTS BELOW)

Pass

Comment:

RTU 1: 76% RTU 2: 88% RTU 3: 63%

HEAT CFM VALUE: PER THE HVAC SCHEDULE

Pass

Comment:

RTU 1: 76% RTU 2: 88% RTU 3: 63%

HIGH COOL CFM VALUE: THE HIGH COOL CFM VALUE

Pass

Comment:

RTU 1: 76% RTU 2: 88% RTU 3: 63%

LOW COOL CFM VALUE: MATCH THE HIGH COOL CFM VALUE

Pass

Comment:

RTU 1: 76% RTU 2: 88% RTU 3: 63%

VENTILATION CFM VALUE: MATCH THE HIGH COOL CFM VALUE

Pass

Comment:

RTU 1: 76% RTU 2: 88% RTU 3: 63%



01-13-25 WAWA #6301 HINESVILLE, GA

CheckList Information

Name : 03: SENSOR WIRING (LENNOX) **Status :** Completed
Assigned Organization : National TAB **Asset :**
Requesting Organization : National TAB
Created Date : 01/10/2025 - Brianna Biggs - National TAB
Completed Date : 01/15/2025 - Kristopher Passley - National TAB

CheckList Item Details

COMBINATION TEMPERATURE/HUMIDITY SENSOR

Sensors are installed where shown on the drawing? Pass

Comment:

2 conductor shielded cable has one wire landed to Vin, one to GND, and the shield wire is not connected. Pass

Comment:

For second shielded cable, one wire is landed to Vout and the shield wire is not connected. Pass

Comment:

Verify that the CORE or Prodigy controller is sensing a relative humidity (record the reading) Pass

Comment:

RTU 1: 20% RTU 2: 14% RTU 3: 21%



01-13-25 WAWA #6301 HINESVILLE, GA

CheckList Information

Name : 04: EF'S **Status :** Completed

Assigned Organization : National TAB **Asset :**

Requesting Organization : National TAB

Created Date : 01/10/2025 - Brianna Biggs - National TAB

Completed Date : 01/15/2025 - Kristopher Passley - National TAB

CheckList Item Details

EF's

Rotation is correct?	Pass
----------------------	------

Comment:

Belts are tight (if applicable)?	N/A
----------------------------------	-----

Comment:

Speed controller installed and functional (if applicable)?	Pass
--	------

Comment:

There is no major leakage around base of fan?	Pass
---	------

Comment:

Is the motor operating below the motor FLA rating?	Pass
--	------

Comment:

Back draft damper installed and can it fully open?	Pass
--	------

Comment:

Unit free of noticeable noise and vibration?	Pass
--	------

Comment:

Total exhaust flow balanced within +/-5% and grilles are within +/-10%?

Pass

Comment:



01-13-25 WAWA #6301 HINESVILLE, GA

CheckList Information

Name : 05: CLOSEOUT CHECKS **Status :** Completed

Assigned Organization : National TAB **Asset :**

Requesting Organization : National TAB

Created Date : 01/10/2025 - Brianna Biggs - National TAB

Completed Date : 01/15/2025 - Kristopher Passley - National TAB

CheckList Item Details

SPACE COMFORT

Is space free of drafting? Pass

Comment:

Is space comfortable in all areas? Pass

Comment:

Is the space free of ventilation noise? Pass

Comment:

BUILDING PRESSURE

Do actual net building airflow, design net building airflow, and pressure coincide? If not why? (All three should either be positive or negative) Pass

Comment:

Front Door, 0.007" Back Door, .0.009" Side Door, 0.007"

AIR BALANCE SCHEDULE

UNIT	AREA SERVED	HVAC SUPPLY		HVAC RETURN		HVAC OUTDOOR		OA %		HOOD MAKE-UP		HOOD EXHAUST		GENERAL EXH.	
		DESIGN	ACTUAL	DESIGN	ACTUAL	DESIGN	ACTUAL	DESIGN	ACTUAL	DESIGN	ACTUAL	DESIGN	ACTUAL	DESIGN	ACTUAL
RTU-1	CORE	3400	3492	2900	2976	500	516	14.7%	14.8%						
RTU-2	DELI	5000	4975	4500	4444	500	531	10.0%	10.7%						
RTU-3	RETAIL	3000	3024	2700	2719	300	305	10.0%	10.1%						
EF-1	FOOD SVC/RR													800	802
EF-2	WATER SVC RM													60	63
TOTALS		11400	11491	10100	10139	1300	1352			0	0	0	0	860	865

NET BUILDING AIRFLOW CALCULATION

TOTALS	DESIGN	ACTUAL
TOTAL OA	1300	1352
TOTAL EXHAUST	860	865
NET AIRFLOW	440	487

DOOR TESTED	BUILDING PRESSURE MEASUREMENTS (IN. H2O)
FRONT	0.007
SIDE	0.007
REAR	0.009
AVERAGE	0.0077

FINAL CHECKS

- ACTUAL NET AIRFLOW COINCIDES WITH DESIGN: ✓
- MEASURED PRESSURES COINCIDES WITH ACTUAL NET AIRFLOW: ✓
- PRESSURE FALLS WITHIN IMC TOLERANCE OF +/-0.02" W.C. ✓

NOTES:

National TAB

Project: 01-13-25 WAWA #6301 HINESVILLE, GA

System/Unit: AHU/RTU



Asset: RTU1

AREA: RETAIL/OFFICE

Unit Data		
	Design	Actual
MFG	LENNOX ENLIGHT	LENNOX ENLIGHT
Serial Num	-	5624F02851
Model Num	LCT102H4E	LCT102H4EG1Y
Type	RTU	RTU
Configuration	VERTICAL	VERTICAL
Num OA Filters 1	-	1
OA Filter Size 1	-	16"X25"
Num Final Filter 1	-	4
Final Filter Size 1	-	20"X25"X2"

Motor Data		
	Design	Actual
Motor MFG	-	EBMPAPST
Frame	-	NL
Horsepower	3.75	3.8
Motor Rpm	-	2200
Phase	3	3
Rated Voltage	208	200-240
Rated Amperage	-	8.7
Service Factor	-	NL

Drive Data	
	Actual
Motor Sheave Size	DD
Motor Bore Size	DD
Motor Sheave SetPt	DD
Fan Sheave Size	DD
Fan Sheave Bore	DD
Belt CL Distance	DD
Num of Belts	DD
Belt Size	DD

Test Data		
	Design	Actual
SF CFM	3400	3492
SF RPM	-	1670
MOTOR RPM	-	1670
RA CFM	2900	2976
OA CFM	500	516
RL Voltage	-	214/214/213
RL Amperage	-	4.3/4.3/4.2
SF System SetPt	-	76%
RA Damper Type	-	NO DAMPER
OA Damper Position	-	35%
OA Damper Type	-	SINGLE BLADE

Performance Data		
	Design	Actual
MA Plenum SP	-	-0.583"
Fan Suction SP	-	-0.978"
Fan Discharge SP	-	0.279"
Total ESP	0.5"	0.862"
Fan Total SP	-	1.257"

Completed By: Kristopher Passley on 01/15/2025

Unit Data - PHOTO LOG



01/13/2025

Motor Data - PHOTO LOG



01/13/2025

National TAB

Project:01-13-25 WAWA #6301 HINESVILLE, GA

AHU/RTU



Diffuser Supply (GRD)

RTU1/ RETAIL/OFFICE

Asset									
Asset Name	Location	Type	Size	DESIGN CFM	AK	CFM(1)	CFM(2)	FINAL CFM	% to design
RTU1-SGRD1	CASHIER	LD-1	48"	300	1	404	316	324	108.0
RTU1-SGRD2	CASHIER	LD-1	48"	300	1	357	351	328	109.3
RTU1-SGRD3	CASHIER	LD-1	48"	300	1	371	288	295	98.3
RTU1-SGRD4	OFFICE	CD-1	24"	150	1	160	177	160	106.7
RTU1-SGRD5	OFFICE	CD-1	24"	150	1	209	176	162	108.0
RTU1-SGRD6	RETAIL	LD-1	48"	300	1	372	304	304	101.3
RTU1-SGRD7	RETAIL	LD-1	48"	310	1	371	315	315	101.6
RTU1-SGRD8	RETAIL	LD-1	48"	310	1	444	323	323	104.2
RTU1-SGRD9	RETAIL	LD-1	48"	285	1	392	281	281	98.6
RTU1-SGRD10	DELIVERY	CD-1	24"	200	1	140	196	195	97.5
RTU1-SGRD11	RETAIL	LD-1	48"	285	1	408	283	287	100.7
RTU1-SGRD12	RETAIL	LD-1	48"	285	1	198	274	280	98.2
RTU1-SGRD13	MENS RESTROOM	CD-3	12"	75	1	84	76	78	104.0
RTU1-SGRD14	WOMENS RESTROOMS	CD-3	12"	50	1	95	55	55	110.0
RTU1-SGRD15	VESTIBULE	CD-3	12"	100	1	100	105	105	105.0
Total				3400		4105	3520	3492	102.71%

Completed By: Kristopher Passley on 01/15/2025

National TAB

Project: 01-13-25 WAWA #6301 HINESVILLE, GA

System/Unit: AHU/RTU



Asset: RTU2

AREA:DELI

Unit Data		
	Design	Actual
MFG	LENNOX ENLIGHT	LENNOX ENLIGHT
Serial Num	-	5624F02852
Model Num	LCT150H4E	LCT150H4EN1Y
Type	RTU	RTU
Configuration	VERTICAL	VERTICAL
Num OA Filters 1	-	1
OA Filter Size 1	-	16"X25"
Num Final Filter 1	-	4
Final Filter Size 1	-	20"X25"X2"

Motor Data		
	Design	Actual
Motor MFG	-	EBMPAPST
Frame	-	NL
Horsepower	3.75	3.8
Motor Rpm	-	1750
Phase	3	3
Rated Voltage	208	200-240
Rated Amperage	-	8.7
Service Factor	-	NL

Drive Data	
	Actual
Motor Sheave Size	DD
Motor Bore Size	DD
Motor Sheave SetPt	DD
Fan Sheave Size	DD
Fan Sheave Bore	DD
Belt CL Distance	DD
Num of Belts	DD
Belt Size	DD

Test Data		
	Design	Actual
SF CFM	5000	4975
SF RPM	-	1934
MOTOR RPM	-	1934
RA CFM	4500	4444
OA CFM	500	531
RL Voltage	-	213/213/213
RL Amperage	-	6.9/7.0/7.1
SF System SetPt	-	88%
RA Damper Type	-	NO DAMPER
OA Damper Position	-	31%
OA Damper Type	-	SINGLE BLADE

Performance Data		
	Design	Actual
MA Plenum SP	-	-0.826
Fan Suction SP	-	-1.28"
Fan Discharge SP	-	0.952"
Total ESP	0.5"	1.77"
Fan Total SP	-	2.232"


Completed By: Kristopher Passley on 01/15/2025

Unit Data - PHOTO LOG



01/13/2025

Motor Data - PHOTO LOG



01/13/2025

National TAB

Project:01-13-25 WAWA #6301 HINESVILLE, GA

AHU/RTU



Diffuser Supply (GRD)

RTU2/DELI

Asset									
Asset Name	Location	Type	Size	DESIGN CFM	AK	CFM(1)	CFM(2)	FINAL CFM	% to design
RTU2-SGRD1	SERVER LINE	LD-1	48"	500	1	461	476	497	99.4
RTU2-SGRD2	SERVER LINE	LD-1	48"	500	1	340	506	527	105.4
RTU2-SGRD3	SERVER LINE	LD-1	48"	500	1	303	464	514	102.8
RTU2-SGRD4	COOK LINE	LD-1	48"	500	1	436	495	488	97.6
RTU2-SGRD5	COOK LINE	LD-1	48"	500	1	249	570	464	92.8
RTU2-SGRD6	COOK LINE	LD-1	48"	500	1	431	529	530	106.0
RTU2-SGRD7	ELECTRICAL ROOM	CD-1	24"	550	1	173	475	500	90.9
RTU2-SGRD8	STORAGE	CD-1	24"	500	1	455	581	515	103.0
RTU2-SGRD9	STORAGE	CD-1	24"	375	1	321	415	373	99.5
RTU2-SGRD10	WASHROOM	CD-1	24"	500	1	503	499	488	97.6
RTU2-SGRD11	STAGING	CD-1	24"	75	1	81	153	79	105.3
Total				5000		3753	5163	4975	99.5%

Completed By: Kristopher Passley on 01/15/2025

National TAB

Project: 01-13-25 WAWA #6301 HINESVILLE, GA

System/Unit: AHU/RTU



Asset: RTU3

AREA:RETAIL

Unit Data		
	Design	Actual
MFG	LENNOX ENLIGHT	LENNOX ENLIGHT
Serial Num	-	5624F02854
Model Num	LCT092H4E	LCT092H4EG1Y
Type	RTU	RTU
Configuration	VERTICAL	VERTICAL
Num OA Filters 1	-	1
OA Filter Size 1	-	16"X25"
Num Final Filter 1	-	4
Final Filter Size 1	-	20"X25"X2"

Motor Data		
	Design	Actual
Motor MFG	-	EBMPAPST
Frame	-	NL
Horsepower	3.75	3.8
Motor Rpm	-	2200
Phase	3	3
Rated Voltage	208	200-240
Rated Amperage	-	8.7
Service Factor	-	NL

Drive Data	
	Actual
Motor Sheave Size	DD
Motor Bore Size	DD
Motor Sheave SetPt	DD
Fan Sheave Size	DD
Fan Sheave Bore	DD
Belt CL Distance	DD
Num of Belts	DD
Belt Size	DD

Test Data		
	Design	Actual
SF CFM	3000	3024
SF RPM	-	1384
MOTOR RPM	-	1384
RA CFM	2700	2719
OA CFM	300	305
RL Voltage	-	213/214/213
RL Amperage	-	2.8/2.7/2.8
SF System SetPt	-	63%
RA Damper Type	-	NO DAMPER
OA Damper Position	-	37%
OA Damper Type	-	SINGLE BLADE

Performance Data		
	Design	Actual
MA Plenum SP	-	-0.443"
Fan Suction SP	-	-0.637"
Fan Discharge SP	-	0.496"
Total ESP	0.5"	0.939"
Fan Total SP	-	1.13"


Completed By: Kristopher Passley on 01/15/2025

Unit Data - PHOTO LOG



01/13/2025

Motor Data - PHOTO LOG



01/13/2025

National TAB

Project:01-13-25 WAWA #6301 HINESVILLE, GA

AHU/RTU



Diffuser Supply (GRD)

RTU3/RETAIL

Asset									
Asset Name	Location	Type	Size	DESIGN CFM	AK	CFM(1)	CFM(2)	FINAL CFM	% to design
RTU3-SGRD1	VESTIBULE	CD-2	24"	600	1	595	644	592	98.7
RTU3-SGRD2	RETAIL	LD-1	48"	300	1	349	319	293	97.7
RTU3-SGRD3	RETAIL	LD-1	48"	300	1	478	314	288	96.0
RTU3-SGRD4	COFFEE	LD-1	48"	300	1	250	317	291	97.0
RTU3-SGRD5	COFFEE	LD-1	48"	300	1	272	355	326	108.7
RTU3-SGRD6	COFFEE	LD-1	48"	300	1	289	336	309	103.0
RTU3-SGRD7	COFFEE	LD-1	48"	300	1	307	331	304	101.3
RTU3-SGRD8	COFFEE	LD-1	48"	300	1	460	347	319	106.3
RTU3-SGRD9	RETAIL	LD-1	48"	300	1	350	329	302	100.7
Total				3000		3350	3292	3024	100.8%

Completed By: Kristopher Passley on 01/15/2025

National TAB

Project: 01-13-25 WAWA #6301 HINESVILLE, GA

System/Unit: FAN - Exhaust



Asset: EF1

AREA:FOOD SERVICE/RR


Unit Data		
	Design	Actual
MFG	GREENHECK	GREENHECK
Model Num	G-120	G-120-4-VG-1-19-X
Serial Num	-	24925785 24G
Type	DOWNBLAST	DOWNBLAST
Configuration	VERTICAL	VERTICAL

Motor Data		
	Design	Actual
Motor MFG	-	VARI-GREEN
Frame	-	NL
Horsepower	1/4	1/4
Motor Rpm	-	1750
Phase	1	1
Voltage (rated)	120	115/208-230/277
Amperage (rated)	-	3.5/2.1/1.8
Service Factor	-	NL

Test Data		
	Design	Actual
CFM	800	802
Fan RPM	863	971
Fan Rotation	-	CORRECT
Motor RPM	-	971
System SetPt	-	9 Speed Dial
RL Voltage	-	110
RL Amperage	-	1.5
Total ESP	0.250"	0.273"
Fan Inlet SP	-	-0.273"
Fan Discharge SP	-	ATM

Completed By: Kristopher Passley on 01/15/2025

Unit Data - PHOTO LOG



01/13/2025

Motor Data - PHOTO LOG



01/13/2025

National TAB

Project:01-13-25 WAWA #6301 HINESVILLE, GA

FAN - Exhaust



Diffuser Ret/Exh (GRD)

EF1/FOOD SERVICE/RR

Asset								
Asset Name	Type	Size	DESIGN CFM	AK	CFM(1)	CFM(2)	FINAL CFM	% to design
EF1-EGRD1	G-1	24"	150	1	160	158	152	101.3
EF1-EGRD2	G-1	24"	150	1	220	135	147	98.0
EF1-EGRD3	G-1	24"	150	1	204	161	154	102.7
EF1-EGRD4	G-1	24"	100	1	107	100	100	100.0
EF1-EGRD5	G-3	12"	100	1	0	99	100	100.0
EF1-EGRD6	G-3	12"	50	1	0	55	54	108.0
EF1-EGRD7	G-3	12"	100	1	75	95	95	95.0
Total			800		766	803	802	100.25%

Completed By: Kristopher Passley on 01/15/2025

National TAB

Project: 01-13-25 WAWA #6301 HINESVILLE, GA

System/Unit: FAN - Exhaust



Asset: EF2

AREA:WATER SERVICE ROOM


Unit Data		
	Design	Actual
MFG	GREENHECK	GREENHECK
Model Num	CSP-B110	CSP-A110
Serial Num	-	24926093
Type	INLINE	INLINE
Configuration	HORIZONTAL	HORIZONTAL

Test Data		
	Design	Actual
CFM	60	63
Fan RPM	584	775
Fan Rotation	-	CORRECT
Motor RPM	-	775
System SetPt	-	LOW
RL Voltage	-	110
RL Amperage	-	0.13
Total ESP	0.125"	0.045"
Fan Inlet SP	-	-0.045"
Fan Discharge SP	-	ATM


Motor Data		
	Design	Actual
Motor MFG	-	GREENHECK
Frame	-	NL
Horsepower	21W	NL
Motor Rpm	-	950
Phase	1	1
Voltage (rated)	120	115
Amperage (rated)	-	0.19
Service Factor	-	NL

Completed By: Kristopher Passley on 01/15/2025

Unit Data - PHOTO LOG




01/15/2025



01/13/2025

Motor Data - PHOTO LOG



01/15/2025

