

**Report By:**

National TAB  
1329 E. KEMPER ROAD  
SUITE 4210  
CINCINNATI, OH 45246



**Report: TAB Report**  
**Function: Test, Adjust, & Balance**  
**Date: 05/13/2025**  
**Completed By: National TAB**

**PROJECT**  
**05-12-25 CHILI'S CLEARWATER FL**

25987 US Hwy 19 N

Clearwater, FL 33763

**Client**

Brinker  
3000 Olympus Blvd  
Coppell, TX 75019

# National TAB

Project: 05-12-25 CHILI'S CLEARWATER FL

## Table Of Contents

<b>Section</b>	<b>Page #</b>
Remarks	3
Balance Schedule	13
Checklist Data	14
AHU/RTU	26
FAN - Exhaust	31
FAN - Supply	37
Kitchen Hood Type I	41
Kitchen Hood Type II	49

## Issue List

- 0. Extra Info
- 1. Hood Filters Not Locked Into Hoods
- Grease Duct Dirty
- KEF-2 Pulley Seized
- KEF-3 Pulley Sized
- No Backdraft Dampers
- RTU-2 & RTU-3 Minor Rust Damage
- RTU-5 OA Damper



**05-12-25 CHILI'S CLEARWATER FL**

**Project Issue Information**

**Issue Name :** 0. Extra Info  
**Description :** On 5/14/2025 the MC (MID NIGHT CONTROL SERVICES) was on site. They cleaned all evaporator and condenser coils, replaced all final filters, and checked belt tensions. They also repaired MAU-3 by installing a new motor. All NTi tests were completed after this work was completed.  
**Created By :** National TAB                      **Assigned To :** National TAB - Dan Hertenstein  
**Status :** Open  
**Priority :** InfoOnly                                      **Asset Tag :**  
**Originated Date :** 05/15/2025 - Stephen Tassinaro - National TAB

**Project Issue File Details**



05/16/2025



05/16/2025



**05-12-25 CHILI'S CLEARWATER FL**

**Project Issue Information**

**Issue Name :** 1. Hood Filters Not Locked Into Hoods  
**Description :** The hood filters are not locked in place in the hoods, this is causing both safety issues and functional issues. If KEF-1 or KEF-2 turns off at any point, the filters can fall out of the hoods and into the cooking equipment/cooks. From a functional standpoint the filters do not seal well and the grease/air can bypass the filters.  
**Created By :** National TAB                      **Assigned To :** National TAB - Dan Hertenstein  
**Status :** Open  
**Priority :** Urgent                                      **Asset Tag :**  
**Originated Date :** 05/15/2025 - Stephen Tassinaro - National TAB

Project Issue File Details

- 1. [Open](#) IMG\_6107.mp4  
05/16/2025
- 2. [Open](#) IMG\_6107.mp4  
05/16/2025



05/16/2025



05/16/2025



05/16/2025

- 1. [Open](#) IMG\_6102\_1681371935.j..



05-12-25 CHILI'S CLEARWATER FL

Project Issue Information

**Issue Name :** Grease Duct Dirty  
**Description :** The grease ducts are dirty on Hood 1. This is not causing performance issues, but is a fire hazard.  
**Created By :** National TAB      **Assigned To :** National TAB - Dan Hertenstein  
**Status :** Open  
**Priority :** High      **Asset Tag :**  
**Originated Date :** 05/15/2025 - Stephen Tassinaro - National TAB

Project Issue File Details



05/16/2025



05/16/2025

Project Issue Response Details

- **05/16/2025 National TAB - Stephen Tassinaro**
  - There is also grease dripping out of the fans onto the rooftop.



05/16/2025

05/16/2025

05/16/2025



05-12-25 CHILI'S CLEARWATER FL

Project Issue Information

**Issue Name :** KEF-2 Pulley Seized  
**Description :** KEF-2, serving the right side of the main cookline hood, has a seized motor pulley that cannot be adjusted. It is recommended to replace the motor pulley with a 1VP34X7/8 and replace the fan pulley with a AK44X1-1/8. The existing belt size should be acceptable as there is significant tensioner adjustment available on this fan.  
**Created By :** National TAB      **Assigned To :** National TAB - Dan Hertenstein  
**Status :** Open  
**Priority :** Urgent      **Asset Tag :**  
**Originated Date :** 05/15/2025 - Stephen Tassinaro - National TAB

Project Issue File Details



05/16/2025



05/16/2025



**05-12-25 CHILI'S CLEARWATER FL**

**Project Issue Information**

**Issue Name :** KEF-3 Pulley Sized  
**Description :** EF-3, serving Hood 2, has a seized motor pulley that cannot be adjusted. Recommend changing motor pulley to a 1VP34X7/8. The existing belt should be acceptable as there is significant tensioner adjustment available on this fan.  
**Created By :** National TAB                      **Assigned To :** National TAB - Dan Hertenstein  
**Status :** Open  
**Priority :** Urgent                                      **Asset Tag :**  
**Originated Date :** 05/15/2025 - Stephen Tassinaro - National TAB

Project Issue File Details



05/16/2025



05-12-25 CHILI'S CLEARWATER FL

**Project Issue Information**

**Issue Name :** No Backdraft Dampers  
**Description :** There are no backdraft dampers installed on any of the fans in the space. It is recommended to install them on any non-grease fan. In this case the dishwasher fan and restroom exhaust fan.  
**Created By :** National TAB                      **Assigned To :** National TAB - Dan Hertenstein  
**Status :** Open  
**Priority :** Medium                                      **Asset Tag :**  
**Originated Date :** 05/16/2025 - Stephen Tassinaro - National TAB

Project Issue File Details



05/16/2025



05/16/2025



**05-12-25 CHILI'S CLEARWATER FL**

**Project Issue Information**

**Issue Name :** RTU-2 & RTU-3 Minor Rust Damage  
**Description :** There is some minor rust damage on the outside air hoods of RTU-2 & RTU-3. It is recommended to patch these rust holes to prevent foreign materials, bugs, or other small animals from entering the unit.  
**Created By :** National TAB                      **Assigned To :** National TAB - Dan Hertenstein  
**Status :** Open  
**Priority :** Low                                      **Asset Tag :**  
**Originated Date :** 05/16/2025 - Stephen Tassinaro - National TAB

Project Issue File Details



05/16/2025



05/16/2025



05/16/2025



**05-12-25 CHILI'S CLEARWATER FL**

**Project Issue Information**

**Issue Name :** RTU-5 OA Damper  
**Description :** The outside air damper in RTU-5 is broken and seized in its current position. Replacement recommend so that outside airflow can be increased. This will assist in pressurizing the space.  
**Created By :** National TAB                      **Assigned To :** National TAB - Dan Hertenstein  
**Status :** Open  
**Priority :** Urgent                                      **Asset Tag :**  
**Originated Date :** 05/15/2025 - Stephen Tassinaro - National TAB

Project Issue File Details



05/16/2025

### AIR BALANCE SCHEDULE

UNIT	AREA SERVED	HVAC SUPPLY		HVAC RETURN		HVAC OUTDOOR		OA %		HOOD MAKE-UP		HOOD EXHAUST		GENERAL EXH.	
		DESIGN	ACTUAL	DESIGN	ACTUAL	DESIGN	ACTUAL	DESIGN	ACTUAL	DESIGN	ACTUAL	DESIGN	ACTUAL	DESIGN	ACTUAL
RTU-1	KITCHEN	6000	6000	4500	4505	1500	1495	25.0%	24.9%						
RTU-2	DINING	5000	5000	3750	3860	1250	1140	25.0%	22.8%						
RTU-3	DINING	2000	2000	1500	1477	500	523	25.0%	26.2%						
RTU-4	DINING	2000	2000	1500	1493	500	507	25.0%	25.4%						
RTU-5	DINING	5000	5000	3750	4418	1250	582	25.0%	11.6%						
MAU-1	HOOD									1302	1302				
MAU-2	HOOD									1242	1242				
MAU-3	HOOD									1034	1034				
KEF-1	HOOD 1 - LEFT											2475	2493		
KEF-2	HOOD 1 - RIGHT											2138	3452		
KEF-3	HOOD 2											1650	2738		
KEF-4	DISH											800	866		
<b>TOTALS</b>		20000	20000	15000	15753	5000	4247			3578	3578	7063	9549	0	0

#### NET BUILDING AIRFLOW CALCULATION

TOTALS	DESIGN	ACTUAL
TOTAL OA	8578	7825
TOTAL EXHAUST	7063	9549
<b>NET AIRFLOW</b>	1515	-1724

DOOR TESTED	BUILDING PRESSURE MEASUREMENTS (IN. H2O)
FRONT	
SIDE	-0.024
REAR	
<b>AVERAGE</b>	<b>-0.024</b>

#### FINAL CHECKS

- ACTUAL NET AIRFLOW COINCIDES WITH DESIGN: ❌
- MEASURED PRESSURES COINCIDES WITH ACTUAL NET AIRFLOW: ✅
- PRESSURE FALLS WITHIN IMC TOLERANCE OF +/-0.02" W.C.: ❌

NOTES:

## CheckList List

- EF Evaluation
- Final Checks
- Hoods
- MUA Evaluation
- RTU Evaluation



05-12-25 CHILI'S CLEARWATER FL

CheckList Information

**Name :** EF Evaluation **Status :** Not Completed

**Assigned Organization :** National TAB **Asset :**

**Requesting Organization :** National TAB

**Created Date :** 05/13/2025 - Will Turnbough - National TAB

CheckList Item Details

Exhaust Fan

<b>Rotation is correct?</b>	Pass
-----------------------------	------

**Comment:**

<b>Belts are tight (if applicable)?</b>	Pass
---	------

**Comment:**

<b>Speed controller installed and functional (if applicable)?</b>	Pass
---	------

**Comment:**

<b>There is no major leakage around base of fan?</b>	Pass
--	------

**Comment:**

<b>Back draft damper installed for non grease fans and can it fully open?</b>	Fail
---	------

**Comment:**

Restroom EF and Dish EF do not have backdraft dampers

<b>No abnormal noise and vibration?</b>	Pass
---	------

**Comment:**



Owner representative name / Firm (if Applicable)

Comment:

N/A

Video record smoke capture

Comment:

N/A

**BUILDING PRESSURE**

Do actual net building airflow, design net building airflow, and pressure coincide? If not why? (All three should either be positive or negative) Fail

Comment:

Design net airflow is positive, current net airflow & building pressure is negative. This is because of a broken outside air damper on RTU-5 and seized pulleys on KEF-2 & KEF-3. With these items resolved it is expected the space will swing to a positive pressure.

**PROGRAM THERMOSTAT SCHEDULE**

Confirm the time is correct on each thermostat Pass

Comment:

Occupied = 7:30am Pass

Comment:

Occupied fan = ON Pass

Comment:

Occupied temperature = 72 cooling / 68 heating Yes

Comment:

Unoccupied = 1am Yes

Comment:

Unoccupied fan = Auto Yes

Comment:

Unoccupied temperature = 77 cooling / 63 heating Yes

Comment:



## 05-12-25 CHILI'S CLEARWATER FL

### CheckList Information

**Name :** Hoods **Status :** Not Completed  
**Assigned Organization :** National TAB **Asset :**  
**Requesting Organization :** National TAB  
**Created Date :** 05/13/2025 - Will Turnbough - National TAB

### CheckList Item Details

#### HOODS

**All hood filters installed and accounted for?** Fail

**Comment:**

Hood 1 right - filters are not staying in place and are being pulled into the grease trap. Hood 3 there is a 3" gap in the filters.

**Hoods are wired and have power?** Pass

**Comment:**

**Hood is free of alarms?** N/A

**Comment:**

Hoods do not have alarm function.

**Hood is free of damage?** Fail

**Comment:**

Some denting on the supply air grilles, hood filters missing handles.

**Quarter or full vertical end panels are installed?** Fail

**Comment:**

No end panels

**If PSP's are installed do they appear to be clean** Fail

**Comment:**

Dirty.



05-12-25 CHILI'S CLEARWATER FL

CheckList Information

**Name :** MUA Evaluation **Status :** Not Completed  
**Assigned Organization :** National TAB **Asset :**  
**Requesting Organization :** National TAB  
**Created Date :** 05/13/2025 - Will Turnbough - National TAB

CheckList Item Details

MUA

<b>Rotation is correct?</b>	Pass
-----------------------------	------

**Comment:**

<b>Gas piping is installed and valves are in on position?</b>	N/A
---	-----

**Comment:**

Non-heated units.

<b>Internal motorized damper is fully opening?</b>	N/A
--	-----

**Comment:**

No motorized or gravity dampers on any MAUs

<b>Motor is operating below the FLA rating?</b>	Pass
---	------

**Comment:**

<b>Unit free of noticeable noise and vibration?</b>	Pass
---	------

**Comment:**

<b>Blower wheel is clean</b>	Fail
------------------------------	------

**Comment:**

All blower wheels dirty.

**Intake air filters are clean and not damaged (if dirty, remove temporarily for testing)**

Pass

**Comment:**

**Cooling**

**Does unit have cooling? If so, check the following items**

N/A

**Comment:**

Non-conditioned units.

**Evaporator coil clean and free of damage**

N/A

**Comment:**

**Pleated filters are installed and clean**

N/A

**Comment:**

**Condenser coil is free of damage**

N/A

**Comment:**

**Temporarily turn cooling down and confirm it is functional**

N/A

**Comment:**

**Cooling setpoint = 78**

N/A

**Comment:**



## 05-12-25 CHILI'S CLEARWATER FL

### CheckList Information

**Name :** RTU Evaluation **Status :** Not Completed  
**Assigned Organization :** National TAB **Asset :** RTU  
**Requesting Organization :** National TAB  
**Created Date :** 05/13/2025 - Will Turnbough - National TAB

### CheckList Item Details

#### RTU Inspection

**Unit is free of damage** Fail

**Comment:**

Some rust on RTUs 3 and 4. Near Outside air intakes.

**No abnormal noise or vibration** Pass

**Comment:**

**Evaporator coil is clean and free of damage** Pass

**Comment:**

Cleaned on 5/14/2025 by MID NIGHT CONTROL SERVICES.

**Filters are clean** Pass

**Comment:**

Replaced on 5/14/2025 by MID NIGHT CONTROL SERVICES.

**Blower wheel is clean** Pass

**Comment:**

**Belt is tight** Pass

**Comment:**

Belt tensions adjusted on 5/14/2025 by MID NIGHT CONTROL SERVICES.

**Outside air damper is functional**

Fail

**Comment:**

RTU 1 - Yes / RTU 2 - Manual slider / RTU 3 - Manual slider / RTU 4 - Manual slider / RTU 5 - Motorized damper broken & seized

**Condenser coil is clean and free of damage**

Pass

**Comment:**

Cleaned on 5/14/2025 by MID NIGHT CONTROL SERVICES.

**Condensate drain is installed**

Pass

**Comment:**

**Water is draining properly from the unit and is not pooling up**

Pass

**Comment:**

**Dehumidification**

**Does RTU have dehumidification? If so answer the questions below.**

Fail

**Comment:**

None of the RTUs have dehumidification functions.

**If yes, is the humidity sensor wired properly at the RTU?**

N/A

**Comment:**

**What RH % is the unit displaying?**

N/A

**Comment:**

**Increase the RH setpoint to force the unit into dehumidification and confirm that it goes into dehumidification mode**

N/A

**Comment:**

**Set the dehumidification setpoint to 60%**

N/A

**Comment:**

**Cooling**

**Turn the thermostat down to force the unit into cooling and confirm that all compressors and condenser fans stage on**

Pass

Comment:



# National TAB

Project: 05-12-25 CHILI'S CLEARWATER FL

System/Unit: AHU/RTU

Asset: RTU1

AREA:

Unit Data		
	Design	Actual
MFG	NA	LENNOX
Serial Num	-	5612A03512
Model Num	NA	LCH180H4BJ2Y
Num OA Filters 1	-	3
OA Filter Size 1	-	23X13
Num Final Filter 1	-	6
Final Filter Size 1	-	24X24X2

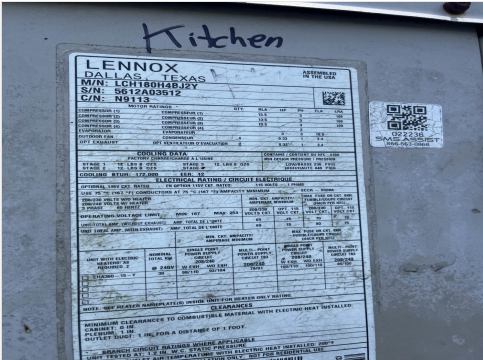
Test Data		
	Design	Actual
SF RPM	-	861
OA CFM	1500	1495
RL Voltage	-	210/210/212
RL Amperage	-	9.1/9.3/9.6
SF Rotation	-	CCW
RA Damper Position	-	5.5"
OA Damper Position	-	0.5"
OA Damper Type	-	ECONOMIZER
OA Enthalpy Setpt	-	D

Motor Data		
	Design	Actual
Motor MFG	-	INTERLINK
Frame	-	56HZ
Horsepower	-	3.0
Motor Rpm	-	1750
Phase	-	3
Rated Voltage	-	200-230
Rated Amperage	-	8.0-7.8
Service Factor	-	1.15

Performance Data		
	Design	Actual
Return Duct SP	-	-0.31"
MA Plenum SP	-	-0.39"
Fan Suction SP	-	-0.68"
Fan Discharge SP	-	0.47"
Supply Duct SP	-	0.45"
Total ESP	-	0.76"
Fan Total SP	-	1.15"

Completed By: Stephen Tassinaro on 05/16/2025

## Unit Data - PHOTO LOG



05/16/2025



05/16/2025



05/16/2025

# National TAB

Project: 05-12-25 CHILI'S CLEARWATER FL  
System/Unit: AHU/RTU



Asset: RTU2

AREA:

Unit Data		
	Design	Actual
MFG	NA	LENNOX
Serial Num	-	5618C00970
Model Num	NA	LCH150H4BN1Y
Num OA Filters 1	-	1
OA Filter Size 1	-	23X14
Num Final Filter 1	-	4
Final Filter Size 1	-	20X25X2

Test Data		
	Design	Actual
OA CFM	1250	1140
RL Voltage	-	213/213/215
RL Amperage	-	6.2/5.9/5.6
SF Rotation	-	CCW
RA Damper Position	-	FULL OPEN
RA Damper Type	-	NONE
OA Damper Position	-	5.0"
OA Damper Type	-	MANUAL
OA Enthalpy Setpt	-	N/A

Motor Data		
	Design	Actual
Motor MFG	-	INTERLINK
Frame	-	56HZ
Horsepower	-	3.0
Motor Rpm	-	1750
Phase	-	3
Rated Voltage	-	200-230
Rated Amperage	-	8.0-7.8
Service Factor	-	1.15

Performance Data		
	Design	Actual
Return Duct SP	-	-0.40"
MA Plenum SP	-	-0.43"
Fan Suction SP	-	-0.82"
Fan Discharge SP	-	0.32"
Supply Duct SP	-	0.21"
Total ESP	-	0.61"
Fan Total SP	-	1.14"

Completed By: Stephen Tassinaro on 05/15/2025

### Unit Data - PHOTO LOG



05/16/2025



05/16/2025



05/16/2025

# National TAB

Project: 05-12-25 CHILI'S CLEARWATER FL  
System/Unit: AHU/RTU



Asset: RTU3

AREA:

Unit Data		
	Design	Actual
MFG	NA	LENNOX
Serial Num	-	5603K00611
Model Num	NA	LCA060H2BB1Y
Num OA Filters 1	-	1
OA Filter Size 1	-	23X14
Num Final Filter 1	-	2
Final Filter Size 1	-	16X25X2

Test Data		
	Design	Actual
SF RPM	-	1046
OA CFM	500	523
RL Voltage	-	212/212/214
RL Amperage	-	2.8/2.8/2.9
SF Rotation	-	CCW
RA Damper Position	-	FULL OPEN
RA Damper Type	-	NONE
OA Damper Position	-	2.0"
OA Damper Type	-	MANUAL
OA Enthalpy Setpt	-	N/A

Motor Data		
	Design	Actual
Motor MFG	-	EMERSON
Frame	-	56 HZ
Horsepower	-	1.5
Motor Rpm	-	1725
Phase	-	3
Rated Voltage	-	200-230/460
Rated Amperage	-	5.0/2.5
Service Factor	-	1.15

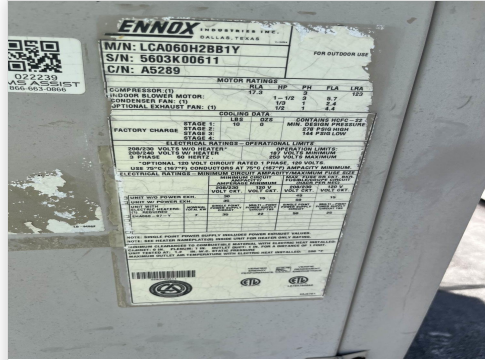
Performance Data		
	Design	Actual
Return Duct SP	-	-0.16"
MA Plenum SP	-	-0.24"
Fan Suction SP	-	-0.64"
Fan Discharge SP	-	0.19"
Supply Duct SP	-	0.13"
Total ESP	-	0.29"
Fan Total SP	-	0.83"

Completed By: Stephen Tassinaro on 05/15/2025

## Unit Data - PHOTO LOG



05/16/2025



05/16/2025

# National TAB

Project: 05-12-25 CHILI'S CLEARWATER FL  
System/Unit: AHU/RTU



Asset: RTU4

AREA:

Unit Data		
	Design	Actual
MFG	NA	LENNOX
Serial Num	-	5603K01336
Model Num	NA	LCA060H2BB1Y
Num OA Filters 1	-	1
OA Filter Size 1	-	23X14
Num Final Filter 1	-	2
Final Filter Size 1	-	16X25X2

Test Data		
	Design	Actual
SF RPM	-	996
OA CFM	500	507
RL Voltage	-	212/209/210
RL Amperage	-	3.2/2.9/2.8
SF Rotation	-	CCW
RA Damper Position	-	FULL OPEN
RA Damper Type	-	NONE
OA Damper Position	-	2.75"
OA Damper Type	-	MANUAL
OA Enthalpy Setpt	-	N/A

Motor Data		
	Design	Actual
Motor MFG	-	EMERSON
Frame	-	56 HZ
Horsepower	-	1.5
Motor Rpm	-	1725
Phase	-	3
Rated Voltage	-	200-230/460
Rated Amperage	-	5.0/2.5
Service Factor	-	1.15

Performance Data		
	Design	Actual
Return Duct SP	-	-0.11"
MA Plenum SP	-	-0.18"
Fan Suction SP	-	-0.48"
Fan Discharge SP	-	0.30"
Supply Duct SP	-	0.33"
Total ESP	-	0.44"
Fan Total SP	-	0.78"

Completed By: Stephen Tassinaro on 05/16/2025

## Unit Data - PHOTO LOG



05/16/2025



05/16/2025

# National TAB

Project: 05-12-25 CHILI'S CLEARWATER FL  
System/Unit: AHU/RTU



Asset: RTU5

AREA:

Unit Data		
	Design	Actual
MFG	NA	LENNOX
Serial Num	-	5610D00382
Model Num	NA	LGH150S4BS1Y
Num OA Filters 1	-	1
OA Filter Size 1	-	23X14
Num Final Filter 1	-	4
Final Filter Size 1	-	20X25X2

Test Data		
	Design	Actual
SF RPM	-	NOT ACCESSIBLE
OA CFM	1250	582
RL Voltage	-	214/213/213
RL Amperage	-	9.2/9.5/8.8
SF Rotation	-	CCW
RA Damper Position	-	FULL OPEN
RA Damper Type	-	NONE
OA Damper Position	-	1.75" [1]
OA Damper Type	-	OBD
OA Enthalpy Setpt	-	N/A

Motor Data		
	Design	Actual
Motor MFG	-	BALDOR RELIANCE
Frame	-	56HZ
Horsepower	-	3.0
Motor Rpm	-	1725
Phase	-	3
Rated Voltage	-	200-230
Rated Amperage	-	9.6-9.0
Service Factor	-	1.15

Performance Data		
	Design	Actual
Return Duct SP	-	-0.35"
MA Plenum SP	-	-0.42"
Fan Suction SP	-	-1.17"
Fan Discharge SP	-	0.70"
Supply Duct SP	-	0.20"
Total ESP	-	0.55"
Fan Total SP	-	1.87"


Completed By: Stephen Tassinaro on 05/15/2025

Notes:

[1] Distance between blades. Damper is not functional.

Written By: Stephen Tassinaro on 05/14/2025

### Unit Data - PHOTO LOG



05/16/2025



05/16/2025

# National TAB

Project: 05-12-25 CHILI'S CLEARWATER FL  
System/Unit: FAN - Exhaust



Asset: EF1

AREA:

Unit Data		
	Design	Actual
MFG	NA	CAPTIVE AIRE
Model Num	NA	DU180HFA
Serial Num	-	5923519
Type	-	CENTRIFUGAL
Configuration	-	UPBLAST

Test Data		
	Design	Actual
CFM	2475	2493
Fan Rotation	-	CORRECT
Motor RPM	-	44Hz
RL Voltage	-	91V VFD
RL Amperage	-	3.6A VFD
Suction ESP	-	-0.29"
Discharge ESP	-	ATM
Total ESP	-	0.29"

Motor Data		
	Design	Actual
Motor MFG	-	N/L
Frame	-	182T
Horsepower	-	1.5
Motor Rpm	-	N/L
Phase	-	3
Voltage (rated)	-	208
Amperage (rated)	-	6.5
Service Factor	-	N/L

Drive Data	
	Actual
Motor Sheave SetPt	DIRECT DRIVE

Completed By: Stephen Tassinaro on 05/16/2025

## Unit Data - PHOTO LOG



05/16/2025



05/16/2025

# National TAB

Project: 05-12-25 CHILI'S CLEARWATER FL  
System/Unit: FAN - Exhaust



Asset: EF2

AREA:

Unit Data		
	Design	Actual
MFG	NA	NOT LEGIBLE
Model Num	NA	N/L
Serial Num	-	N/L
Type	-	CENTRIFUGAL
Configuration	-	UPBLAST

Test Data		
	Design	Actual
CFM	2138	3452
Fan RPM	-	1060
Fan Rotation	-	CORRECT
RL Voltage	-	[1]
RL Amperage	-	[1]
Suction ESP	-	[2]
Discharge ESP	-	ATM
Total ESP	-	[2]

Motor Data		
	Design	Actual
Motor MFG	-	A.O. SMITH
Frame	-	145T
Horsepower	-	1.5
Motor Rpm	-	1725
Phase	-	3
Voltage (rated)	-	208-230/460
Amperage (rated)	-	4.6/2.3
Service Factor	-	1.15

Drive Data	
	Actual
Motor Sheave Size	4.0"
Motor Bore Size	7/8"
Motor Sheave SetPt	1.5 TURNS OUT
Fan Sheave Size	AK51
Fan Sheave Bore	1 1/8"
Num of Belts	1
Belt Size	AX26

Completed By: Stephen Tassinaro on 05/16/2025

Notes:

[1] ALL WIRING INSIDE CONDUIT. LIGHT SWITCH STYLE DISCONNECT NEEDS TO BE DISASSEMBLED FOR AMPERAGE DRAW READING. //

[2] UNABLE TO TILT FAN WHILE RUNNING. FAN HOUSING TOO FLEXIBLE AND BLADES STARTED TO RUB.

Written By: Stephen Tassinaro on 05/16/2025

**Unit Data - PHOTO LOG**



**05/16/2025**



**05/16/2025**



**05/16/2025**

# National TAB

Project: 05-12-25 CHILI'S CLEARWATER FL  
System/Unit: FAN - Exhaust



Asset: EF3

AREA:HD-2

Unit Data		
	Design	Actual
MFG	NA	NOT LEGIBLE
Model Num	NA	N/L
Serial Num	-	N/L
Type	-	CENTRIFUGAL
Configuration	-	UPBLAST

Test Data		
	Design	Actual
CFM	1650	2738
Fan RPM	-	1308
Fan Rotation	-	CORRECT
Motor RPM	-	1765
RL Voltage	-	[1]
RL Amperage	-	[1]
Suction ESP	-	[2]
Discharge ESP	-	ATM
Total ESP	-	[2]

Motor Data		
	Design	Actual
Motor MFG	-	TECO WESTINGHOUSE
Frame	-	145T
Horsepower	-	1.5
Motor Rpm	-	1740
Phase	-	3
Voltage (rated)	-	230/460
Amperage (rated)	-	4.03/2.02
Service Factor	-	1.15

Drive Data	
	Actual
Motor Sheave Size	4.75"
Motor Bore Size	7/8"
Motor Sheave SetPt	MINIMIZED
Fan Sheave Size	AK51
Fan Sheave Bore	0.75"
Belt CL Distance	5 3/8"
Num of Belts	1
Belt Size	AX22

Completed By: Stephen Tassinaro on 05/16/2025

Notes:

[1] ALL WIRING INSIDE CONDUIT. LIGHT SWITCH STYLE DISCONNECT NEEDS TO BE DISASSEMBLED FOR AMPERAGE DRAW READING. //

[2] UNABLE TO TILT FAN WHILE RUNNING. FAN HOUSING TOO FLEXIBLE AND BLADES STARTED TO RUB.

Written By: Stephen Tassinaro on 05/16/2025

**Unit Data - PHOTO LOG**



**05/16/2025**



**05/16/2025**



**05/16/2025**

# National TAB

Project: 05-12-25 CHILI'S CLEARWATER FL  
System/Unit: FAN - Exhaust



Asset: EF4

AREA:

Unit Data		
	Design	Actual
MFG	NA	CAPTIVE AIRE
Model Num	NA	DU30HFA
Serial Num	-	5561387
Type	-	CENTRIFUGAL
Configuration	-	UPBLAST

Test Data		
	Design	Actual
CFM	800	866
Fan RPM	-	DD
Fan Rotation	-	CORRECT
Motor RPM	-	DD
RL Voltage	-	[1]
RL Amperage	-	[1]
Suction ESP	-	-0.77"
Discharge ESP	-	ATM
Total ESP	-	0.77"

Motor Data		
	Design	Actual
Horsepower	-	0.25
Phase	-	1
Voltage (rated)	-	115
Amperage (rated)	-	3.0

Drive Data	
	Actual
Motor Sheave SetPt	DIRECT DRIVE / SPEED CONTROLLER

Completed By: Stephen Tassinaro on 05/16/2025

### Unit Data - PHOTO LOG



05/16/2025

# National TAB

Project: 05-12-25 CHILI'S CLEARWATER FL  
System/Unit: FAN - Supply



Asset: SF1

AREA:

Unit Data		
	Design	Actual
MFG	NA	N/L
Model Num	NA	N/L
Serial Num	-	N/L
Type	-	MAU
Configuration	-	VERTICAL

Test Data		
	Design	Actual
CFM	-	1302
SF RPM	-	627
RL Voltage	-	[1]
RL Amperage	-	[1]

Motor Data		
	Design	Actual
Motor MFG	-	A.O. SMITH
Frame	-	56
Horsepower	-	0.75
Motor Rpm	-	1725
Phase	-	1
Voltage (rated)	-	115/208-230
Amperage (rated)	-	10.5/5.3
Service Factor	-	1.0

General	
	Actual
Fan Rotation Correct	YES

Gas Heat		
	Design	Actual
Heater Operates (y/n)	-	NOT HEATED

Completed By: Stephen Tassinaro on 05/15/2025

Notes:  
[1] ALL WIRING INSIDE CONDUIT. LIGHT SWITCH STYLE DISCONNECT NEEDS TO BE DISASSEMBLED FOR AMPERAGE DRAW READING.

Written By: Stephen Tassinaro on 05/15/2025

### Unit Data - PHOTO LOG



05/16/2025



05/16/2025



05/16/2025

# National TAB

Project: 05-12-25 CHILI'S CLEARWATER FL  
System/Unit: FAN - Supply



Asset: SF2

AREA:

Unit Data		
	Design	Actual
MFG	NA	N/L
Model Num	NA	N/L
Serial Num	-	N/L
Type	-	MAU
Configuration	-	VERTICAL

Test Data		
	Design	Actual
CFM	-	1242
SF RPM	-	689
RL Voltage	-	[1]
RL Amperage	-	[1]

Motor Data		
	Design	Actual
Motor MFG	-	MARATHON
Frame	-	56
Horsepower	-	0.75
Motor Rpm	-	1725
Phase	-	1
Voltage (rated)	-	115/208-230
Amperage (rated)	-	12.0/6.0
Service Factor	-	1.25

General	
	Actual
Fan Rotation Correct	YES

Gas Heat		
	Design	Actual
Heater Operates (y/n)	-	NOT HEATED

Completed By: Stephen Tassinaro on 05/15/2025

Notes:

[1] ALL WIRING INSIDE CONDUIT. LIGHT SWITCH STYLE DISCONNECT NEEDS TO BE DISASSEMBLED FOR AMPERAGE DRAW READING.

Written By: Stephen Tassinaro on 05/15/2025

### Unit Data - PHOTO LOG



05/16/2025



05/16/2025



05/16/2025

# National TAB

Project: 05-12-25 CHILI'S CLEARWATER FL

## System/Unit: FAN - Supply



Asset: SF3

AREA:

Unit Data		
	Design	Actual
MFG	NA	COOK
Model Num	NA	150KSP 150KSP-B
Serial Num	-	008S758490- 00/0000701
Type	-	MAU
Configuration	-	VERTICAL

Test Data		
	Design	Actual
CFM	-	1034
SF RPM	-	474
RL Voltage	-	124
RL Amperage	-	9.5 [2]

General	
	Actual
Fan Rotation Correct	YES

Motor Data		
	Design	Actual
Motor MFG	-	CENTURY
Frame	-	56
Horsepower	-	0.75
Motor Rpm	-	1725
Phase	-	1
Voltage (rated)	-	115/230
Amperage (rated)	-	10.4/5.2
Service Factor	-	1.25

Gas Heat		
	Design	Actual
Heater Operates (y/n)	-	NOT HEATED

Completed By: Stephen Tassinaro on 05/15/2025

Notes:

[1] ALL WIRING INSIDE CONDUIT. LIGHT SWITCH STYLE DISCONNECT NEEDS TO BE DISASSEMBLED FOR AMPERAGE DRAW READING. //

[2] READING TAKEN BY INSTALLING MC.

[3] NEW MOTOR INSTALLED 5/14/2025 WHILE NTi WAS ON SITE.

Written By: Stephen Tassinaro on 05/15/2025



# National TAB

Project: 05-12-25 CHILI'S CLEARWATER FL

System/Unit: Kitchen Hood Type I



Asset: HD2

AREA:

Unit Data		
	Design	Actual
MFG	NA	N/L
Model Num	NA	N/L
Job / Serial Num	-	N/L
Type	-	TYPE I CANOPY
Hood length	-	132"
Hood Width	-	50"
Supply Plenum Type	-	SHORT CYCLE
Supply Plenum Width	-	9"
Supply Plenum Length	-	132"

Test Data Supply		
	Design	Actual
CFM	-	1302

Test Data Exhaust		
	Design	Actual
Filter Type	-	BAFFLE
Filter Size 1	-	20X16
Filter Size 2	-	25X16
Filter Qty 1	-	5
Filter Qty 2	-	1
Filter AK factor size 1	-	2.66
Filters AK factor size 2	-	2.08
Filter Total AK Area	-	15.38
Filter1 FPM	-	174
Filter2 FPM	-	174
Filter3 FPM	-	189
Filter4 FPM	-	189
Filter5 FPM	-	172
Filter6 FPM	-	170
Filter Ave FPM(corr)	-	178
CFM	-	2738

Cooking Equipment	
	Actual
Item 1	OVEN

Completed By: Stephen Tassinaro on 05/15/2025

**Unit Data - PHOTO LOG**



**05/16/2025**



**05/16/2025**

# National TAB

Project: 05-12-25 CHILI'S CLEARWATER FL

## System/Unit: Kitchen Hood Type I



Asset: HD3

AREA:

Unit Data		
	Design	Actual
MFG	NA	N/L
Model Num	NA	N/L
Job / Serial Num	-	N/L
Type	-	TYPE I CANOPY
Hood length	-	48"
Hood Width	-	45"

Test Data Exhaust		
	Design	Actual
Filter Type	-	BAFFLE
Filter Size 1	-	20X16
Filter Size 2	-	25X16
Filter Qty 1	-	1
Filter Qty 2	-	1
Filter AK factor size 1	-	2.08
Filters AK factor size 2	-	2.66
Filter Total AK Area	-	4.74
Filter1 FPM	-	0
Filter2 FPM	-	0
Filter Ave FPM(corr)	-	0
CFM	-	0

Cooking Equipment	
	Actual
Item 1	COOLER

Completed By: Stephen Tassinaro on 05/15/2025

Notes:  
ABANDONED

Written By: Stephen Tassinaro on 05/15/2025

## Unit Data - PHOTO LOG



05/16/2025

# National TAB

Project: 05-12-25 CHILI'S CLEARWATER FL

## System/Unit: Kitchen Hood Type I



Asset: LEFT HD1

AREA:

Unit Data		
	Design	Actual
MFG	NA	N/L
Model Num	NA	N/L
Job / Serial Num	-	N/L
Type	-	TYPE I CANOPY
Hood length	-	132"
Hood Width	-	50"
Supply Plenum Type	-	SHORT CYCLE
Supply Plenum Width	-	9"
Supply Plenum Length	-	132"

Test Data Supply		
	Design	Actual
CFM	-	1242

Test Data Exhaust		
	Design	Actual
Filter Type	-	BAFFLE
Filter Size 1	-	[1]
Filter Qty 1	-	6
Filter AK factor size 1	-	[1]
Filter Total AK Area	-	12.72
Filter1 FPM	-	183
Filter2 FPM	-	177
Filter3 FPM	-	260
Filter4 FPM	-	209
Filter5 FPM	-	182
Filter6 FPM	-	162
Filter Ave FPM(corr)	-	196
CFM	-	2493

Cooking Equipment	
	Actual
Item 1	FRYERS

Completed By: Stephen Tassinaro on 05/15/2025

Notes:

[1] Filters: 2 - 25x16, 2 - 20x16, 2 - 16x16 = 12.72 AK Area // MAU read on roof.

Written By: Stephen Tassinaro on 05/14/2025

**Unit Data - PHOTO LOG**



**05/16/2025**

# National TAB

Project: 05-12-25 CHILI'S CLEARWATER FL

## System/Unit: Kitchen Hood Type I



Asset: RIGHT HD1

AREA:

Unit Data		
	Design	Actual
MFG	NA	N/L
Model Num	NA	N/L
Job / Serial Num	-	N/L
Type	-	TYPE I CANOPY
Hood length	-	114"
Hood Width	-	50"
Supply Plenum Type	-	SUPPLY GRILLES
Supply Plenum Width	-	9"
Supply Plenum Length	-	114"

Test Data Supply		
	Design	Actual
CFM	-	1034

Test Data Exhaust		
	Design	Actual
Filter Type	-	BAFFLE
Filter Size 1	-	16X16
Filter Size 2	-	20X16
Filter Qty 1	-	3
Filter Qty 2	-	3
Filter AK factor size 1	-	1.62
Filters AK factor size 2	-	2.08
Filter Total AK Area	-	11.1
Filter1 FPM	-	204
Filter2 FPM	-	256
Filter3 FPM	-	698
Filter4 FPM	-	307
Filter5 FPM	-	210
Filter6 FPM	-	188
Filter Ave FPM(corr)	-	311
CFM	-	3452

Cooking Equipment	
	Actual
Item 1	GRILL

Completed By: Stephen Tassinaro on 05/15/2025

Notes:  
MAU read from rooftop. / Hood filters not staying in place.

Written By: Stephen Tassinaro on 05/15/2025

**Unit Data - PHOTO LOG**



**05/16/2025**

# National TAB

Project: 05-12-25 CHILI'S CLEARWATER FL

## System/Unit: Kitchen Hood Type II



Asset: HD(Type2)1

AREA:

Unit Data		
	Design	Actual
MFG	NA	NA
Model Num	NA	NA
Type	-	DISH HOOD / EXHAUST

Test Data		
	Design	Actual
Exhaust CFM	800	866

Completed By: Stephen Tassinaro on 05/15/2025

### Unit Data - PHOTO LOG



05/16/2025