

Report By:

National TAB
1329 E. KEMPER ROAD
SUITE 4210
CINCINNATI, OH 45246

NATIONAL

TAB

Comfort. Under control.

Report: TAB REPORT
Function: Test, Adjust, & Balance
Date: 09/13/2022

PROJECT

09-12 GERBES #615-124 - COLUMBIA, MO

1729 W Broadway

Columbia, MO 65203

Client

KROGER (DILLONS) 615
KPS LLC
2620 ELM HILL PIKE
NASHVILLE, TN 37214

National TAB

Project: 09-12 GERBES #615-124 - COLUMBIA, MO

Table Of Contents

| Section | Page # |
|----------------|--------|
| Checklist Data | 3 |
| AHU/RTU | 7 |



Comfort. Under control.

09-12 GERBES #615-124 - COLUMBIA, MO

CheckList Information

Name : EVALUATION **Status :** NotSubmitted
Assigned Organization : National TAB **Asset :**
Requesting Organization : National TAB

CheckList Item Details

Date of the testing 09/14/2022

National TAB Representative: Will Turnbough / 314-954-6244 / will@nationaltab.com

What is a description of the issues they are experiencing?

Any exterior damage to the unit?

Does the ductwork appear to be intact?

Any noticeable leakage?

Is the condenser on the roof in good condition?

Are the filters clean?

Is the evaporator coil clean?

Is there any loose insulation?

Does building pressure appear to be positive or negative?
Get a building pressure if possible.

Notes/Comments :



Comfort. Under control.

09-12 GERBES #615-124 - COLUMBIA, MO

CheckList Information

Name : PICTURES **Status :** NotSubmitted
Assigned Organization : National TAB **Asset :**
Requesting Organization : National TAB

CheckList Item Details

PICTURES

Store front



Storefront.jpeg

Ductwork



Maintrunk.jpeg



Typicaldiffuser.jpeg


Oa intake and return air damper were closed and opened up by Adil recently prior to TAB. There is also a tunnel return.



Return.jpeg



Returntunnel.jpeg



Outsideair.jpeg

Ductwork vibrating and noisy at 60hz. Setting to 40hz greatly reduced. Appears to be due to high CFM and velocity at 60hz.

- [Open](#) Before.MOV
- [Open](#) After.MOV

Per facility tech, when the vfd was slowed down to 50hz, the motor overheated and the breaker tripped. The vfd wiring was checked and loose, burnt wire was found (repaired)



Burntwire.jpeg

Vfd display

Blower compartment (blower cleaned recently)




FuseIT1a711db6ceab470...




FuseITf8cf54baf372494...


Supply ductwork



Fandischarge.jpeg



Abovecooler.jpeg



Abovecooler2.jpeg

.

.

.

.

Notes/Comments :

National TAB

Project: 09-12 GERBES #615-124 - COLUMBIA, MO

System/Unit: AHU/RTU



Comfort. Under control.

Asset: AHU1

AREA:MAIN SALES FLOOR

| Unit Data | | |
|--------------------|---------|--------------|
| | Design | Actual |
| MFG | CARRIER | CARRIER |
| Serial Num | - | 2583D11044 |
| Model Num | NA | NA |
| Inventory Tag ID | - | 4017535 |
| Type | - | AHU |
| Configuration | - | VERTICAL |
| Num OA Filters 1 | - | N/A |
| OA Filter Size 1 | - | N/A |
| Num Final Filter 1 | - | FILTER MEDIA |

| Motor Data | | |
|----------------|--------|--------|
| | Design | Actual |
| Motor MFG | - | GOULD |
| Frame | - | 286T |
| Horsepower | - | 30 |
| Motor Rpm | - | 1760 |
| Phase | - | 3 |
| Rated Voltage | - | 200 |
| Rated Amperage | - | 79.4 |
| Service Factor | - | 1.15 |
| Efficiency | - | 92.4 |
| Power Factor | - | 88.9 |

| Drive Data | | |
|--------------------|--------|----------------|
| | Design | Actual |
| Motor Sheave Size | - | 6.5" |
| Motor Sheave SetPt | - | FIXED |
| Fan Sheave Size | - | 22.25 (APPROX) |
| Num of Belts | - | 1 |
| Belt Size | - | 3VX1180 |

| Test Data | | |
|------------------------|--------|------------------------|
| | Design | Actual |
| SF CFM (Initial) | - | 36970 |
| SF CFM | - | 25317 |
| SF RPM (Initial) | - | 514 APPROX |
| SF RPM | - | 344 APPROX |
| RA CFM | - | |
| OA CFM | - | |
| RL Amperage | - | |
| SF Rotation | - | |
| VFD Max SetPt | - | 40 |
| VFD Min SetPt | - | 40 |
| RA Damper Position | - | N/A |
| Min OA Damper Position | - | 25% |
| Min OA Damper Type | - | MANUAL BLADE/LOUVER |
| OA Enthalpy Setpt | - | N/A |
| Brake Horse Power | - | |

| Performance Data | | |
|------------------------|--------|---------------------|
| | Design | Actual |
| Fan Suction SP | - | -0.52" |
| Fan Discharge SP | - | 0.28" |
| Supply Duct SP | - | 0.16" @ TRAVERSE |
| Total ESP | - | 0.36" |
| Fan Total SP | - | 0.80" |
| Pre-Filter Delta SP | - | 0.03" |
| PreHeat Coil Delta SP | - | 0.21" |
| DX Coil Delta SP | - | 0.31" |
| Final Filters Delta SP | - | 0.02" |
| OA Temp (db/wb) | - | 89.4 F / 37% |
| RA Temp (db/wb) | - | 72 F / 46.3% |
| MA Temp (db/wb) | - | 79 F / 39% |
| SA Temp (db/wb) | - | 60 F / 60.4% |
| Coil Delta T | - | 19 F |

Completed By: Will Turnbough

Notes: