

**Report By:**

National TAB  
1329 E. KEMPER ROAD  
SUITE 4210  
CINCINNATI, OH 45246



**Report: EVALUATION**  
**Function: Test, Adjust, & Balance**  
**Date: 10/31/2024**  
**Completed By: National TAB**

**PROJECT**  
**Chili's - Lady Lake, FL**

1206 Avenida Central

Lady Lake, FL 32159

**Client**

Brinker  
3000 Olympus Blvd  
Coppell, TX 75019

# National TAB

Project: Chili's - Lady Lake, FL

## Table Of Contents

<b>Section</b>	<b>Page #</b>
Summary	3
Remarks	4
Balance Schedule	19
AHU/RTU	20
FAN - Exhaust	26
FAN - Supply	36
Kitchen Hood Type I	38
Kitchen Hood Type II	42

## Summary

The purpose of this building evaluation at Chili's in Lady Lake, FL was to provide an overall evaluation of the HVAC systems and balance of the space. There have been concerns about humidity issues within the building as well as balance concerns.

Mechanical drawings were not available so original design values are unknown. Design airflows were determined based on application of equipment and nominal size of units. This restaurant has Powerhouse Dynamics installed on it.

Building pressure was initially found to be very negative (-0.0518") and measured as net -1148 CFM. Condensation was observed on the exposed ductwork over the bar and general dining areas. Controls are set up to have the fans run in auto mode. The fans should be set to fan on while the restaurant is occupied to ensure a neutral building pressure.

Airflow for the RTU's was measured. Based on a target airflow of 400 CFM/ton, RTU's 1 and 3 are both low on flow. RTU-3 is especially low. The outside air for the RTU's is also low and needs to be increased to ensure positive building pressure. RTU-1 has humidity control listed on it's options sticker but the humidity sensor is not wired. Therefore the unit is not dehumidifying currently. Both RTU's 1 and 3 have active compressor alarms that need to be addressed. s

Exhaust airflow for the hoods was measured as is. The fryer and oven hood are both having capture and containment issues. The MUA for the hoods is a non-conditioned unit which is not recommended for Florida. During final TAB, if possible without worsening hood capture, it would be ideal to turn this unit off to avoid introducing more humidity into the space.

## Recommendations / Next Steps

In order to resolve the humidity and pressurization issues in the space, the following is recommended:

1. Humidity sensor needs to be wired for RTU-1 per the manufacturers recommendations. This requires two separate shielded twisted pairs.
2. Alarms on RTU's 1 and 3 need to be resolved. It appears that they may be preventing 1<sup>st</sup> stage of cooling from operating.
3. Powerhouse Dynamics needs to adjust their controls so that the RTU's are operating in fan ON mode while the restaurant is occupied and not fan auto.
4. Review observations on the following pages. There are some maintenance related issues that need to be resolved that don't necessarily impact the balance of the space but will affect the HVAC/Kitchen hood performance.
5. Would be determined during a final TAB if it is feasible, but ideally the non-conditioned MUA would be completely turned off to avoid adding additional humidity into the space.
6. After completion of items 1 to 4, National TAB should return to perform the TAB to adjust RTU airflows, further investigate hood performance issues, set OA, and ensure positive building pressure.

## Issue List

- EF#2 is dirty
- Evaporator coils are dirty on RTU#2 and RTU#3
- Fryer hood and Oven hood have smoke capture issues
- Makeup air pulleys are not alligned
- MUA outside air filters are dirty and slightly damaged
- Outside air filter not secure on RTU#1
- RTU#1 alarm 22: Low Pressure Switch Compressor 1
- RTU#1 humidity sensor is not wired
- RTU#2 blower wheel is dirty
- RTU#3 alarm 32: Comp 1 FRZSTAT
- RTU#3 has dirty final filters
- RTU#3 thermostat display is not functional
- RTUs are on auto mode all day
- Smoke detector dust plug caps need to be removed

**Chili's - Lady Lake, FL**

**Project Issue Information**

**Issue Name :** EF#2 is dirty  
**Description :** EF#2 servicing the left grill hood is full of grease and does not seem to be draining properly. Fan needs to be cleaned and made sure it properly drains grease.  
**Created By :** National TAB                      **Assigned To :** National TAB - Ian Fuller  
**Status :** Open  
**Priority :** Medium                                      **Asset Tag :**  
**Originated Date :** 11/04/2024 - Ian Fuller - National TAB

Project Issue Response Details

- **11/04/2024 National TAB - Ian Fuller**



11/04/2024



11/04/2024

**Chili's - Lady Lake, FL**

**Project Issue Information**

**Issue Name :** Evaporator coils are dirty on RTU#2 and RTU#3  
**Description :** Evaporator coils are dirty on RTU-2 and 3. Recommend cleaning.  
**Created By :** National TAB                      **Assigned To :** National TAB - Ian Fuller  
**Status :** Open  
**Priority :** High                                      **Asset Tag :**  
**Originated Date :** 11/04/2024 - Ian Fuller - National TAB

Project Issue Response Details

- **11/04/2024 National TAB - Ian Fuller**



11/04/2024



11/04/2024

**Chili's - Lady Lake, FL**

**Project Issue Information**

**Issue Name :** Fryer hood and Oven hood have smoke capture issues  
**Description :** Both fryer hood and oven hood do not capture all the smoke and is released into the kitchen. There is very little overhang of the hood on both the fryers and the oven.  
**Created By :** National TAB                      **Assigned To :** National TAB - Ian Fuller  
**Status :** Open  
**Priority :** High                                      **Asset Tag :**  
**Originated Date :** 11/04/2024 - Ian Fuller - National TAB

Project Issue Response Details

- **11/04/2024 National TAB - Ian Fuller**



11/04/2024

### Chili's - Lady Lake, FL

#### Project Issue Information

**Issue Name :** Makeup air pulleys are not alligned  
**Description :** Pulleys need to be alligned to lengthen the lifespan of belts and the motor.  
**Created By :** National TAB                      **Assigned To :** National TAB - Ian Fuller  
**Status :** Open  
**Priority :** Medium                                      **Asset Tag :**  
**Originated Date :** 11/04/2024 - Ian Fuller - National TAB

#### Project Issue Response Details

- **11/04/2024**      **National TAB - Ian Fuller**



11/04/2024

**Chili's - Lady Lake, FL**

**Project Issue Information**

**Issue Name :** MUA outside air filters are dirty and slightly damaged  
**Description :** Recommended to clean or replace filters in order to help airflow of the makeup air unit.  
**Created By :** National TAB                      **Assigned To :** National TAB - Ian Fuller  
**Status :** Open  
**Priority :** Medium                                      **Asset Tag :**  
**Originated Date :** 11/04/2024 - Ian Fuller - National TAB

Project Issue Response Details

- **11/04/2024 National TAB - Ian Fuller**



11/04/2024



11/04/2024

**Chili's - Lady Lake, FL**

**Project Issue Information**

**Issue Name :** Outside air filter not secure on RTU#1  
**Description :** Outside air filter found laying on roof. Filter was put back into place. Recommended to secure OA filter to the unit.  
**Created By :** National TAB                      **Assigned To :** National TAB - Ian Fuller  
**Status :** Open  
**Priority :** Medium                                      **Asset Tag :**  
**Originated Date :** 11/04/2024 - Ian Fuller - National TAB

Project Issue Response Details

- **11/04/2024**    **National TAB - Ian Fuller**



11/04/2024

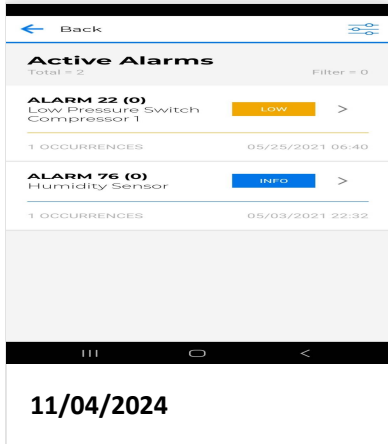
**Chili's - Lady Lake, FL**

**Project Issue Information**

**Issue Name :** RTU#1 alarm 22: Low Pressure Switch Compressor 1  
**Description :** Alarm has shut down use of Compressor 1. Unit is unable to fully cool space.  
**Created By :** National TAB                      **Assigned To :** National TAB - Ian Fuller  
**Status :** Open  
**Priority :** Urgent                                      **Asset Tag :**  
**Originated Date :** 11/04/2024 - Ian Fuller - National TAB

Project Issue Response Details

- **11/04/2024 National TAB - Ian Fuller**



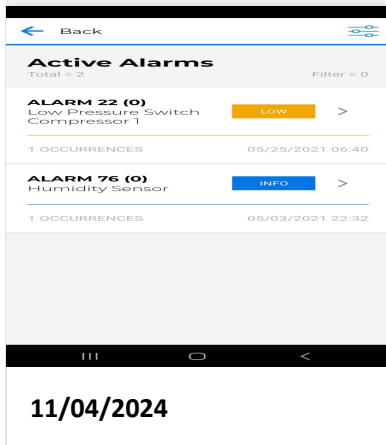
**Chili's - Lady Lake, FL**

**Project Issue Information**

**Issue Name :** RTU#1 humidity sensor is not wired  
**Description :** RTU#1 has humidtrol on its package details, however, there is no humidity sensor wired to unit in order to control humidity of space it services. Recommended to wire humidity sensor to unit in order to dehumidify space.  
**Created By :** National TAB                      **Assigned To :** National TAB - Ian Fuller  
**Status :** Open  
**Priority :** **Urgent**                                      **Asset Tag :**  
**Originated Date :** 11/04/2024 - Ian Fuller - National TAB

Project Issue Response Details

- **11/04/2024 National TAB - Ian Fuller**



**Chili's - Lady Lake, FL**

**Project Issue Information**

**Issue Name :** RTU#2 blower wheel is dirty  
**Description :** Recommended to clean blower wheel in order to prevent air flow issues.  
**Created By :** National TAB                      **Assigned To :** National TAB - Ian Fuller  
**Status :** Open  
**Priority :** High                                      **Asset Tag :**  
**Originated Date :** 11/04/2024 - Ian Fuller - National TAB

Project Issue Response Details

- **11/04/2024**      **National TAB - Ian Fuller**



11/04/2024

**Chili's - Lady Lake, FL**

**Project Issue Information**

**Issue Name :** RTU#3 alarm 32: Comp 1 FRZSTAT  
**Description :** Alarm has shutdown use of compressor 1. Unit is unable to fully cool space.  
**Created By :** National TAB                      **Assigned To :** National TAB - Ian Fuller  
**Status :** Open  
**Priority :** Urgent                                      **Asset Tag :**  
**Originated Date :** 11/04/2024 - Ian Fuller - National TAB

Project Issue Response Details

- **11/04/2024 National TAB - Ian Fuller**



11/04/2024

Chili's - Lady Lake, FL

**Project Issue Information**

**Issue Name :** RTU#3 has dirty final filters  
**Description :** Final filters are compacted with dirt. Filters need to be replaced.  
**Created By :** National TAB                      **Assigned To :** National TAB - Ian Fuller  
**Status :** Open  
**Priority :** High                                      **Asset Tag :**  
**Originated Date :** 11/04/2024 - Ian Fuller - National TAB

Project Issue Response Details

- **11/04/2024 National TAB - Ian Fuller**



11/04/2024

**Chili's - Lady Lake, FL**

**Project Issue Information**

**Issue Name :** RTU#3 thermostat display is not functional  
**Description :** Thermostat display does not work. Staff is unable to control temperature in space. Recommended to replace thermostat.  
**Created By :** National TAB                      **Assigned To :** National TAB - Ian Fuller  
**Status :** Open  
**Priority :** High                                      **Asset Tag :**  
**Originated Date :** 11/04/2024 - Ian Fuller - National TAB

Project Issue Response Details

- **11/04/2024 National TAB - Ian Fuller**



**11/04/2024**


**Chili's - Lady Lake, FL**

**Project Issue Information**

**Issue Name :** RTUs are on auto mode all day  
**Description :** Fans only run to reach temperature inside of space. Fans should run all day to keep pressure of building in order to not bring in humidity.  
**Created By :** National TAB                      **Assigned To :** National TAB - Ian Fuller  
**Status :** Open  
**Priority :** Urgent                                      **Asset Tag :**  
**Originated Date :** 11/04/2024 - Ian Fuller - National TAB

Project Issue Response Details

- **11/04/2024 National TAB - Ian Fuller**



**11/04/2024**

**Chili's - Lady Lake, FL**

**Project Issue Information**

**Issue Name :** Smoke detector dust plug caps need to be removed  
**Description :** Dust plug caps need to be removed from RTU#1 and RTU#2  
**Created By :** National TAB                      **Assigned To :** National TAB - Ian Fuller  
**Status :** Open  
**Priority :** Medium                                      **Asset Tag :**  
**Originated Date :** 11/04/2024 - Ian Fuller - National TAB

Project Issue Response Details

- **11/04/2024 National TAB - Ian Fuller**



11/04/2024

### AIR BALANCE SCHEDULE

UNIT	AREA SERVED	HVAC SUPPLY		HVAC RETURN		HVAC OUTDOOR		OA %		HOOD MAKE-UP		HOOD EXHAUST		GENERAL EXH.	
		DESIGN	ACTUAL	DESIGN	ACTUAL	DESIGN	ACTUAL	DESIGN	ACTUAL	DESIGN	ACTUAL	DESIGN	ACTUAL	DESIGN	ACTUAL
AC-1	BAR		5044	0	4553		491	#DIV/0!	9.7%						
AC-2	DINING		5430	0	4720		710	#DIV/0!	13.1%						
AC-3	KITCHEN		4409	0	3469		940	#DIV/0!	21.3%						
MUA-1	HOOD2 & HOOD3										585				
EF-1	FRYER HOOD												1075		
EF-2	GRILL HOOD LEFT												1042		
EF-3	GRILL HOOD RIGHT												1028		
EF-4	OVEN HOOD												617		
EF-5	RESTROOM														112
EF-6	DISHWASHER FAN														396
<b>TOTALS</b>		0	14883	0	12742	0	2141			0	585	0	3762	0	112

#### NET BUILDING AIRFLOW CALCULATION

TOTALS	DESIGN	ACTUAL
TOTAL OA	0	2726
TOTAL EXHAUST	0	3874
<b>NET AIRFLOW</b>	<b>0</b>	<b>-1148</b>

DOOR TESTED	BUILDING PRESSURE MEASUREMENTS (IN. H2O)
FRONT	-0.0259
SIDE	
REAR	-0.0777
<b>AVERAGE</b>	<b>-0.0518</b>

#### FINAL CHECKS

- ACTUAL NET AIRFLOW COINCIDES WITH DESIGN: ❌
- MEASURED PRESSURES COINCIDES WITH ACTUAL NET AIRFLOW: ✅
- PRESSURE FALLS WITHIN IMC TOLERANCE OF +/- 0.02" W.C.: ❌

NOTES:



# National TAB

Project: Chili's - Lady Lake, FL  
System/Unit: AHU/RTU



Asset: RTU1

AREA:

Unit Data		
	Design	Actual
MFG	NA	LENNOX
Serial Num	-	5623M05435
Model Num	NA	LGT180H4MS1Y
Type	-	RTU
Configuration	-	VERTICAL
Num OA Filters 1	-	2
OA Filter Size 1	-	23X14
Num Final Filter 1	-	6
Final Filter Size 1	-	24X24X2

Motor Data		
	Design	Actual
Motor MFG	-	US MOTORS
Frame	-	184TZ
Horsepower	-	5.0
Motor Rpm	-	1765
Phase	-	3
Rated Voltage	-	208-230
Rated Amperage	-	13.8-13.0
Service Factor	-	1.15

Drive Data	
	Actual
Motor Sheave Size	4.75"
Motor Bore Size	1.0"
Motor Sheave SetPt	2.5 TURNS OUT
Fan Sheave Size	9.5"
Fan Sheave Bore	1.1875"
Belt CL Distance	20.5"
Num of Belts	1
Belt Size	BX61

Test Data		
	Design	Actual
SF CFM	-	5044
RA CFM	-	4553
OA CFM	-	491
SF Rotation	-	CCW
SF System SetPt	-	60 HZ
RA Damper Position	-	71%
Min OA Damper Position	-	29%
Min OA Damper Type	-	MOTORIZED DAMPER
OA Enthalpy Setpt	-	12

Performance Data		
	Design	Actual
MA Plenum SP	-	-0.30"
Fan Suction SP	-	-0.67"
Total ESP	-	0.42"
Fan Total SP	-	0.79"
OA Temp (db/wb)	-	87 F / 74 F
SA Temp (db/wb)	-	62 F / 58 F

Completed By: Ian Fuller on 11/04/2024

Notes:  
BAR RTU  
INDOOR THERMOSTAT READING(DB/WB): 73 F / 65 F TAKEN AT 4:16 PM

Written By: Ian Fuller on 11/04/2024

# Unit Data - PHOTO LOG



11/04/2024



11/04/2024



# National TAB

Project: Chili's - Lady Lake, FL  
System/Unit: AHU/RTU



Asset: RTU2

AREA:

Unit Data		
	Design	Actual
MFG	NA	LENNOX
Serial Num	-	5620G02771
Model Num	NA	LGH180H4BS4Y
Type	-	RTU
Configuration	-	VERTICAL\
Num OA Filters 1	-	3
OA Filter Size 1	-	23X13
Num Final Filter 1	-	6
Final Filter Size 1	-	24X24X2

Test Data		
	Design	Actual
SF CFM	-	5430
RA CFM	-	4720
OA CFM	-	710
SF Rotation	-	CCW
SF System SetPt	-	ONE SPEED
RA Damper Position	-	75%
Min OA Damper Position	-	25%
Min OA Damper Type	-	ECONOMIZER
OA Enthalpy Setpt	-	12

Motor Data		
	Design	Actual
Motor MFG	-	INTERLINK
Frame	-	56HZ
Horsepower	-	3.0
Motor Rpm	-	1750
Phase	-	3
Rated Voltage	-	200-230
Rated Amperage	-	8.0-7.8
Service Factor	-	1.15

Performance Data		
	Design	Actual
MA Plenum SP	-	-0.28"
Fan Suction SP	-	0.53
Total ESP	-	0.44"
Fan Total SP	-	0.69"
OA Temp (db/wb)	-	87 F / 74 F
SA Temp (db/wb)	-	54 F / 51 F

Drive Data	
	Actual
Motor Sheave Size	3.75"
Motor Bore Size	0.875"
Motor Sheave SetPt	2.5 TURNS OUT
Fan Sheave Size	6.75"
Fan Sheave Bore	1.1875"
Belt CL Distance	21.5"
Num of Belts	1
Belt Size	BX55

Completed By: Ian Fuller on 11/04/2024

Notes:  
DINING RTU  
INDOOR THERMOSTAT READING(DB/WB): 73 F / 66 F TAKEN AT 4:21 PM

Written By: Ian Fuller on 11/04/2024





# National TAB

Project: Chili's - Lady Lake, FL  
System/Unit: AHU/RTU



Asset: RTU3

AREA:

Unit Data		
	Design	Actual
MFG	NA	LENNOX
Serial Num	-	5617H06093
Model Num	NA	LGH180H4BS3Y
Type	-	RTU
Configuration	-	VERTICAL
Num OA Filters 1	-	3
OA Filter Size 1	-	23X13
Num Final Filter 1	-	6
Final Filter Size 1	-	24X24X2

Test Data		
	Design	Actual
SF CFM	-	4409
RA CFM	-	3469
OA CFM	-	940
SF Rotation	-	CCW
SF System SetPt	-	ONE SPEED
RA Damper Position	-	80%
Min OA Damper Position	-	20%
Min OA Damper Type	-	ECONOMIZER
OA Enthalpy Setpt	-	12

Motor Data		
	Design	Actual
Motor MFG	-	INTERLINK
Frame	-	56HZ
Horsepower	-	3.0
Motor Rpm	-	1750
Phase	-	3
Rated Voltage	-	200-230
Rated Amperage	-	8.0-7.8
Service Factor	-	1.15

Performance Data		
	Design	Actual
MA Plenum SP	-	-0.24"
Fan Suction SP	-	-0.40"
Total ESP	-	0.29"
Fan Total SP	-	0.45"
OA Temp (db/wb)	-	87 F / 74 F
SA Temp (db/wb)	-	57 F / 53 F

Drive Data	
	Actual
Motor Sheave Size	3.75"
Motor Bore Size	0.875"
Motor Sheave SetPt	2.5 TURNS OUT
Fan Sheave Size	6.5"
Fan Sheave Bore	1.375"
Belt CL Distance	20.5"
Num of Belts	1
Belt Size	BX55

Completed By: Ian Fuller on 11/04/2024

Notes:  
KITCHEN RTU  
INDOOR THERMOSTAT READING(DB/WB): 74 F / 66 F TAKEN AT 4:26 PM

Written By: Ian Fuller on 11/04/2024





# National TAB

Project: Chili's - Lady Lake, FL

## System/Unit: FAN - Exhaust



Asset: EF1

AREA:

Unit Data		
	Design	Actual
MFG	NA	NA
Model Num	NA	NA
Serial Num	-	NA
Type	-	UPBLAST
Configuration	-	VERTICAL

Test Data		
	Design	Actual
CFM	-	1075
Fan Rotation	-	CW

Motor Data		
	Design	Actual
Motor MFG	-	A.O. SMITH
Frame	-	56
Horsepower	-	0.75
Motor Rpm	-	1725
Phase	-	3
Voltage (rated)	-	208-230
Amperage (rated)	-	3.1
Service Factor	-	1.25

Drive Data	
	Actual
Motor Sheave Size	4.25
Motor Bore Size	0.625"
Motor Sheave SetPt	NA
Fan Sheave Size	4.0"
Fan Sheave Bore	0.75"
Belt CL Distance	4.75"
Num of Belts	1
Belt Size	AX20

Completed By: Ian Fuller on 11/04/2024

Notes:  
FRYER EF

Written By: Ian Fuller on 10/31/2024

## Unit Data - PHOTO LOG



11/04/2024



# National TAB

Project: Chili's - Lady Lake, FL

## System/Unit: FAN - Exhaust



Asset: EF2

AREA:

Unit Data		
	Design	Actual
MFG	NA	CAPTIVEAIRE
Model Num	NA	DU50HFA
Serial Num	-	5545687
Type	-	UPBLAST
Configuration	-	VERTICAL

Test Data		
	Design	Actual
CFM	-	1042
Fan RPM	-	1693
Fan Rotation	-	CCW
Motor RPM	-	58.9 HZ

Motor Data		
	Design	Actual
Motor MFG	-	HSSA
Frame	-	N/A
Horsepower	-	0.5
Motor Rpm	-	1725
Phase	-	3
Voltage (rated)	-	208-230
Amperage (rated)	-	2.0-2.1
Service Factor	-	1.25

Drive Data	
	Actual
Motor Sheave Size	DD
Motor Bore Size	DD
Motor Sheave SetPt	DD
Fan Sheave Size	DD
Fan Sheave Bore	DD
Belt CL Distance	DD
Num of Belts	DD
Belt Size	DD

Completed By: Ian Fuller on 11/04/2024

Notes:  
GRILL EXHAUST LEFT

Written By: Ian Fuller on 10/31/2024

## Unit Data - PHOTO LOG



11/04/2024



# National TAB

Project: Chili's - Lady Lake, FL

## System/Unit: FAN - Exhaust



Asset: EF3

AREA:

Unit Data		
	Design	Actual
MFG	NA	NA
Model Num	NA	NA
Serial Num	-	NA
Type	-	UTILITY SET
Configuration	-	VERTICAL

Test Data		
	Design	Actual
CFM	-	1028
Fan Rotation	-	CW

Motor Data		
	Design	Actual
Motor MFG	-	MARATHON
Frame	-	145T
Horsepower	-	1.5
Motor Rpm	-	1750
Phase	-	3
Voltage (rated)	-	208-230
Amperage (rated)	-	4.6-4.4
Service Factor	-	1.15

Drive Data	
	Actual
Motor Sheave Size	5.0"
Motor Bore Size	0.875"
Motor Sheave SetPt	0 TURNS OUT
Fan Sheave Size	6.25"
Fan Sheave Bore	1.25"
Belt CL Distance	23.0"
Num of Belts	1
Belt Size	A60

Completed By: Ian Fuller on 11/04/2024

Notes:  
GRILL HOOD RIGHT

Written By: Ian Fuller on 10/31/2024

## Unit Data - PHOTO LOG



11/04/2024



# National TAB

Project: Chili's - Lady Lake, FL

## System/Unit: FAN - Exhaust



Asset: EF4

AREA:

Unit Data		
	Design	Actual
MFG	NA	NA
Model Num	NA	NA
Serial Num	-	NA
Type	-	UPBLAST
Configuration	-	VERTICAL

Test Data		
	Design	Actual
CFM	-	617
Fan Rotation	-	CW

Motor Data		
	Design	Actual
Motor MFG	-	MARATHON
Frame	-	56
Horsepower	-	0.5
Motor Rpm	-	1725
Phase	-	1
Voltage (rated)	-	115
Amperage (rated)	-	8.8
Service Factor	-	1.25

Drive Data	
	Actual
Motor Sheave Size	4.25"
Motor Bore Size	0.625"
Motor Sheave SetPt	4.0 TURNS OUT
Fan Sheave Size	4.0"
Fan Sheave Bore	0.75"
Belt CL Distance	5.25"
Num of Belts	1
Belt Size	AX20

Completed By: Ian Fuller on 11/04/2024

Notes:  
OVEN EXHAUST

Written By: Ian Fuller on 10/31/2024

## Unit Data - PHOTO LOG



11/04/2024



# National TAB

Project: Chili's - Lady Lake, FL

## System/Unit: FAN - Exhaust



Asset: EF5

AREA:

Unit Data		
	Design	Actual
MFG	N/A	N/A
Model Num	N/A	N/A
Serial Num	-	N/A
Type	-	DOWNBLAST
Configuration	-	VERTICAL

Test Data		
	Design	Actual
CFM	-	112
Fan RPM	-	MAX
Fan Rotation	-	CCW

Completed By: Ian Fuller on 11/04/2024

Notes:  
RESTROOM EXHAUST FAN  
UNABLE TO READ MOTOR STICKER DATA

Written By: Ian Fuller on 11/04/2024

### Unit Data - PHOTO LOG



11/04/2024



Asset: EF6

AREA:

Unit Data		
	Design	Actual
MFG	N/A	N/A
Model Num	N/A	N/A
Serial Num	-	N/A
Type	-	UPBLAST
Configuration	-	VERTICAL

Test Data		
	Design	Actual
CFM	-	396
Fan RPM	-	1140
Fan Rotation	-	CCW
System SetPt	-	MAX

Motor Data		
	Design	Actual
Motor MFG	-	US MOTORS
Frame	-	N/A
Horsepower	-	0.2
Motor Rpm	-	1140
Phase	-	1
Voltage (rated)	-	115
Amperage (rated)	-	2.2
Service Factor	-	N/A

Completed By: Ian Fuller on 11/04/2024

Notes:  
GREEN UPBLAST FAN

Written By: Ian Fuller on 10/31/2024

### Unit Data - PHOTO LOG



11/04/2024



# National TAB

Project: Chili's - Lady Lake, FL

## System/Unit: FAN - Supply



Asset: MUA1

AREA:

Unit Data		
	Design	Actual
MFG	NA	NA
Model Num	NA	NA
Serial Num	-	NA
Type	-	MUA
Configuration	-	VERTICAL

Test Data		
	Design	Actual
CFM	-	585
SF System SetPt	-	ONE SPEED
RL Amperage	-	3

Motor Data		
	Design	Actual
Motor MFG	-	MARATHON
Frame	-	56
Horsepower	-	0.75
Motor Rpm	-	1725
Phase	-	3
Voltage (rated)	-	208-230
Amperage (rated)	-	3.3-3.0
Service Factor	-	1.25

General	
	Actual
Fan Rotation Correct	YES

Drive Data	
	Actual
Motor Sheave Size	MVL44B
Motor Bore Size	0.625"
Fan Sheave Size	6.5"
Fan Sheave Bore	0.875"
Belt CL Distance	13.5"
Num of Belts	1
Belt Size	A41
Belt Alignment Verified	NOT ALLIGNED

Gas Heat		
	Design	Actual
Heater Operates (y/n)	-	N/A
Flame Status (pass/fail)	-	N/A
Inlet Air Temp SetPt	-	N/A
Discharge Air Temp SetPt	-	N/A
Air Flow Switch SP Actual	-	N/A

Completed By: Ian Fuller on 11/04/2024

Notes:  
AVG VEL: 141 FPM AT INTAKE

Written By: Ian Fuller on 11/04/2024

## Unit Data - PHOTO LOG



11/04/2024

## System/Unit: Kitchen Hood Type I

Asset: HD1

AREA:FRYER

Unit Data		
	Design	Actual
MFG	NA	HALTON
Model Num	NA	NA
Type	-	TYPE II LOW PROXIMITY

Test Data Exhaust		
	Design	Actual
Filter Type	-	BAFFLE
Filter Size 1	-	19.5X13.5
Filter Qty 1	-	4
Filter AK factor size 1	-	1.67
Filter Total AK Area	-	6.68
Filter1 FPM	-	180
Filter2 FPM	-	130
Filter3 FPM	-	142
Filter4 FPM	-	192
Filter Ave FPM(corr)	-	161
CFM	-	1075

Cooking Equipment	
	Actual
Item 1	FRYER

Completed By: Ian Fuller on 11/04/2024

### Unit Data - PHOTO LOG



11/04/2024



Asset: HD2

AREA:GRILL HOOD LEFT

Unit Data		
	Design	Actual
MFG	NA	HALTON
Model Num	NA	NA
Job / Serial Num	-	NA
Type	-	TYPE II LOW PROXIMITY
Supply Plenum Type	-	SHORT CYCLE

Test Data Exhaust		
	Design	Actual
Filter Type	-	K.S.A. FILTERS
Filter Size 1	-	19.5X13.5
Filter Qty 1	-	3
Filter AK factor size 1	-	1.67
Filter Total AK Area	-	5.01
Filter1 FPM	-	217
Filter2 FPM	-	218
Filter3 FPM	-	191
Filter Ave FPM(corr)	-	208
CFM	-	1042

Cooking Equipment	
	Actual
Item 1	GRILL

Completed By: Ian Fuller on 11/04/2024

### Unit Data - PHOTO LOG



11/04/2024



Asset: HD3

AREA:GRILL HOOD RIGHT

Unit Data		
	Design	Actual
MFG	NA	HALTON
Model Num	NA	NA
Job / Serial Num	-	NA
Type	-	TYPE II LOW PROXIMITY
Supply Plenum Type	-	SHORT CYCLE

Test Data Exhaust		
	Design	Actual
Filter Type	-	KSA FILTERS
Filter Size 1	-	19.5X13.5
Filter Qty 1	-	4
Filter AK factor size 1	-	1.67
Filter Total AK Area	-	6.68
Filter1 FPM	-	147
Filter2 FPM	-	153
Filter3 FPM	-	160
Filter4 FPM	-	158
Filter Ave FPM(corr)	-	154
CFM	-	1028

Cooking Equipment	
	Actual
Item 1	ROASTER

Completed By: Ian Fuller on 11/04/2024

### Unit Data - PHOTO LOG



11/04/2024

Asset: HD4

AREA:OVEN HOOD

Unit Data		
	Design	Actual
MFG	N/A	HALTON
Model Num	N/A	N/A
Job / Serial Num	-	N/A
Type	-	TYPE II LOW PROXIMITY

Test Data Exhaust		
	Design	Actual
Filter Type	-	BAFFLE
Filter Size 1	-	20X16
Filter Qty 1	-	3
Filter AK factor size 1	-	2.08
Filter Total AK Area	-	6.24
Filter1 FPM	-	94
Filter2 FPM	-	107
Filter3 FPM	-	96
Filter Ave FPM(corr)	-	99
CFM	-	617

Cooking Equipment	
	Actual
Item 1	OVEN

Completed By: Ian Fuller on 11/04/2024

Notes:  
5.5" overhang

Written By: Will Turnbough on 11/15/2024

### Unit Data - PHOTO LOG



11/04/2024

