

Report By:

National TAB
1329 E. KEMPER ROAD
SUITE 4210
CINCINNATI, OH 45246



Report: TAB Report
Function: Test, Adjust, & Balance
Date: 05/06/2025
Completed By: National TAB

PROJECT
04-21-25 CHUY'S DALLAS, TX

1520 GREENVILLE AVE

DALLAS, TX 75206

Client

Chuys Restaurants

National TAB

Project: 04-21-25 CHUY'S DALLAS, TX

Table Of Contents

Section	Page #
Checklist Data	3
AHU/RTU	14
FAN - Exhaust	41
FAN - Supply	52
Kitchen Hood Type I	57

CheckList List

- 01: RTU'S/AHU'S
- 02: EF'S
- 03: MUA
- 04: HOODS
- 05: FINAL TESTS



04-21-25 CHUY'S DALLAS, TX

CheckList Information

Name : 01: RTU'S/AHU'S **Status :** Not Completed

Assigned Organization : National TAB **Asset :**

Requesting Organization : National TAB

Created Date : 04/24/2025 - Nicole Seever - National TAB

CheckList Item Details

RTU's/AHU's

Thermostats installed and have power?	Pass
---------------------------------------	------

Comment:

All diffusers and grilles are installed and match design?	Pass
---	------

Comment:

Economizer blank plate is installed below the outside air intake (Trane only) (N/A = not applicable)	Pass
--	------

Comment:

Economizers are assembled and functional?	Pass
---	------

Comment:

ALL ARE ASSEMBLED AND FUCNTIONAL EXCEPT FOR (EX)RTU-9.

Free cooling enthalpy set point set for lowest setting (Typically "D")	Pass
--	------

Comment:

Motors are all operating below the FLA rating?	Pass
--	------

Comment:

Are belts tight?	Pass
------------------	------

Comment:

If direct drive unit is the speed controller working?

Pass

Comment:

Is gas piping installed and valves turned on?

Pass

Comment:

Unit free of noticeable noise and vibration

Pass

Comment:

Final outside air damper position is marked with permanent marker?

Pass

Comment:



04-21-25 CHUY'S DALLAS, TX

CheckList Information

Name : 02: EF'S **Status :** Not Completed
Assigned Organization : National TAB **Asset :**
Requesting Organization : National TAB
Created Date : 04/24/2025 - Nicole Seever - National TAB

CheckList Item Details

EF's

Rotation is correct?

Comment:

Belts are tight?

Comment:

Hinge kit installed installed on hood fan?

Comment:

Lean any hood fans back. Is grease duct installation adequate and is duct ran all the way to the base of the fan?

Comment:

Flex conduit is long enough so that fan can be completely tilted back?

Comment:

There is no major leakage around base of fans?

Comment:

Is the motor operating below the motor FLA rating?

Comment:

For restroom fan(s) is the back draft damper installed if specified and can it fully open?

Comment:

Unit free of noticeable noise and vibration?

Comment:

For direct drive fans, mark the final setting on the speed controller with permanent marker

Comment:



04-21-25 CHUY'S DALLAS, TX

CheckList Information

Name : 03: MUA **Status :** Not Completed
Assigned Organization : National TAB **Asset :**
Requesting Organization : National TAB
Created Date : 04/24/2025 - Nicole Seever - National TAB

CheckList Item Details

MUA

Rotation is correct? Pass

Comment:

Gas piping is installed and valves are in on position? Pass

Comment:

Internal motorized damper is fully opening? Pass

Comment:

Motor is operating below the FLA rating? Pass

Comment:

Unit free of noticeable noise and vibration? Pass

Comment:

If unit is heated is the heater functional? (If not heated put N/A) Pass

Comment:

If unit has cooling, is cooling functional (If no cooling installed put N/A) Pass

Comment:



04-21-25 CHUY'S DALLAS, TX

CheckList Information

Name : 04: HOODS **Status :** Not Completed
Assigned Organization : National TAB **Asset :**
Requesting Organization : National TAB
Created Date : 04/24/2025 - Nicole Seever - National TAB

CheckList Item Details

HOODS

All hood filters installed and accounted for? Pass

Comment:

Hoods are wired and have power? Pass

Comment:

Hood is free of alarms? Pass

Comment:

Hood is free of damage? Pass

Comment:

Quarter or full vertical end panels are installed if specified? Pass

Comment:



04-21-25 CHUY'S DALLAS, TX

CheckList Information

Name : 05: FINAL TESTS **Status :** Completed

Assigned Organization : National TAB **Asset :**

Requesting Organization : National TAB

Created Date : 04/24/2025 - Nicole Seever - National TAB

Completed Date : 05/02/2025 - Bayley Morvant - National TAB

CheckList Item Details

FINAL CHECKS

Is space free of drafting? Yes

Comment:

Is space comfortable in all areas? Yes

Comment:

Managers have noticed bar area gets verry warm. Both RTU's are operating at desgin CFM.

Is the space free of ventilation noise? Yes

Comment:

List kitchen equipment turned on for testing

Comment:

Gas stove pilots, flat top grille

List smoke candle type used

Comment:

45 SECOND CARTRIDGE

HOOD CAPTURE TEST

- [Open](#) HOOD_1_SMOKE_TEST_1355951473.mp4
05/02/2025
- [Open](#) HOOD_2_SMOKE_TEST_34411741.mp4
05/02/2025
- [Open](#) HOOD_3_SMOKE_TEST_23671089.mp4
05/02/2025

Smoke test capture % - Perimeter of hood

Comment:

HD-1: 100% HD-2:100% HD-3:100% HD-4:100% HD-5:100% HD-6:100%

- [Open](#) HOOD_4_SMOKE_TEST_1907211206.mp4
05/02/2025
- [Open](#) HOOD_5_SMOKE_TEST_286657568.mp4
05/02/2025
- [Open](#) HOOD_6_SMOKE_TEST_1046778826.mp4
05/02/2025

Smoke test capture % - Top of cooking surface

Comment:

HD-1: 100% HD-2:100% HD-3:100% HD-4:100% HD-5:100% HD-6:100%

WITNESS

Date test was completed

05/02/2025

Comment:

TAB tech name / Firm

Comment:

Bayley Morvant / National TAB Intelligence

Site super name / Firm

Comment:

NA / NA

Owner representative name / Firm (if Applicable)

Comment:

NA / NA

BUILDING PRESSURE

Do actual net building airflow, design net building airflow, and pressure coincide? If not why? (All three should either be positive or negative)

N/A

Comment:

Unable to take final building pressure at end of job due to RTU-1 being shut off and having a leak in the cooling coil. This was discovered by Mechanical after unit was balanced and completed.

National TAB

Project: 04-21-25 CHUY'S DALLAS, TX

System/Unit: AHU/RTU



Asset: RTU1

AREA: KITCHEN

Unit Data		
	Design	Actual
MFG	CARRIER	CARRIER
Serial Num	-	0825P72442
Model Num	48FEDN12	48FEDN12K2M5A8L4C0
Type	RTU	RTU
Configuration	VERTICAL	VERTICAL
Num OA Filters 1	-	1
OA Filter Size 1	-	35"X19"
Num Final Filter 1	-	4
Final Filter Size 1	-	20X20X2

Motor Data		
	Design	Actual
Motor MFG	-	NA
Frame	-	NA
Horsepower	-	2.4
Motor Rpm	-	NA
Phase	3	3
Rated Voltage	208	208
Rated Amperage	-	6.4

Drive Data	
	Actual
Motor Sheave Size	DIRECT DRIVE
Motor Bore Size	DIRECT DRIVE
Motor Sheave SetPt	DIRECT DRIVE
Fan Sheave Size	DIRECT DRIVE
Fan Sheave Bore	DIRECT DRIVE
Belt CL Distance	DIRECT DRIVE
Num of Belts	DIRECT DRIVE
Belt Size	DIRECT DRIVE
Belt Alignment	DIRECT DRIVE

Test Data		
	Design	Actual
SF CFM	4000	4101
SF RPM	-	DIRECT DRIVE
RA CFM	3200	3239
OA CFM	800	862
RL Voltage	208	208
RL Amperage	6.4	5.8
SF Rotation	-	CCW
SF System SetPt	-	SETTING C 50%
RA Damper Position	-	72% OPEN
Min OA Damper Position	-	28% OPEN
Min OA Damper Type	-	OPOSED BLADE
OA Enthalpy Setpt	-	53

Performance Data		
	Design	Actual
MA Plenum SP	-	-0.72
Fan Suction SP	-	-1.23
Fan Discharge SP	-	0.61
Total ESP	0.60"	1.33
Fan Total SP	-	1.84

General	
	Actual
Fan Rotation Correct	YES
Unit Filters Clean	YES
Condensate Drain Installed	YES

Completed By: Bayley Morvant on 04/29/2025

Notes:
 UNIT HAS TWO EXTRA SUPPLY DIFFUSERS IN KITCHEN AREA. IN ORDER TO KEEP TOTAL CFM AT DESIGN, ORIGINAL CFM DIFFUSER DESIGNS WERE ADJUSTED.

Written By: Bayley Morvant on 04/29/2025

Unit Data - PHOTO LOG



04/29/2025

National TAB

Project:04-21-25 CHUY'S DALLAS, TX

AHU/RTU



Diffuser Supply (GRD)

RTU1/KITCHEN

Asset							
Asset Name	Location	Type	Size	DESIGN CFM	CFM(1)	FINAL CFM	% to design
SGRD1	KITCHEN	CD-1	10"	400	444	400	100.0
SGRD2	KITCHEN	KD-1	10"	450	386	415	92.2
SGRD3	KITCHEN	KD-1	12"	450	574	491	109.1
SGRD4	KITCHEN	KD-1	12"	450	514	457	101.6
SGRD5	KITCHEN	CD-1	12"	450	588	489	108.7
SGRD6	KITCHEN	CD-1	12"	450	81	433	96.2
SGRD7	KITCHEN	CD-1	12"	450	382	484	107.6
SGRD8	KITCHEN	CD-1	12"	450	732	441	98.0
SGRD9	KITCHEN	CD-1	12"	450	215	491	109.1
Total				4000	3916	4101	102.52%

National TAB

Project: 04-21-25 CHUY'S DALLAS, TX

System/Unit: AHU/RTU



Asset: RTU2

AREA: KITCHEN

Unit Data		
	Design	Actual
MFG	CARRIER	CARRIER
Serial Num	-	0825P72443
Model Num	48FEDN12	48FEDN12K2M5A8L4C0
Type	RTU	RTU
Configuration	VERTICAL	VERTICAL
Num OA Filters 1	-	1
OA Filter Size 1	-	35"X19"
Num Final Filter 1	-	4
Final Filter Size 1	-	20X20X2

Motor Data		
	Design	Actual
Motor MFG	-	NA
Frame	-	NA
Horsepower	-	2.4
Motor Rpm	-	NA
Phase	3	3
Rated Voltage	208	208
Rated Amperage	-	6.4

Drive Data	
	Actual
Motor Sheave Size	DIRECT DRIVE
Motor Bore Size	DIRECT DRIVE
Motor Sheave SetPt	DIRECT DRIVE
Fan Sheave Size	DIRECT DRIVE
Fan Sheave Bore	DIRECT DRIVE
Belt CL Distance	DIRECT DRIVE
Num of Belts	DIRECT DRIVE
Belt Size	DIRECT DRIVE
Belt Alignment	DIRECT DRIVE

Test Data		
	Design	Actual
SF CFM	4000	3729
SF RPM	-	DIRECT DRIVE
RA CFM	3200	2914
OA CFM	800	815
RL Voltage	208	206
RL Amperage	6.4	5.2
SF Rotation	-	CCW
SF System SetPt	-	SETTING C 50%
RA Damper Position	-	72% OPEN
Min OA Damper Position	-	28% OPEN
Min OA Damper Type	-	OPOSED BLADE
OA Enthalpy Setpt	-	53

Performance Data		
	Design	Actual
MA Plenum SP	-	-0.66
Fan Suction SP	-	-1.17
Fan Discharge SP	-	0.71
Total ESP	0.60"	1.37
Fan Total SP	-	1.88

General	
	Actual
Fan Rotation Correct	YES
Unit Filters Clean	YES
Condensate Drain Installed	YES

Completed By: Bayley Morvant on 04/29/2025

Unit Data - PHOTO LOG



04/29/2025

National TAB
 Project:04-21-25 CHUY'S DALLAS, TX
AHU/RTU



Diffuser Supply (GRD)

RTU2/KITCHEN

Asset									
Asset Name	Location	Type	Size	DESIGN CFM	AK	CFM(1)	CFM(2)	FINAL CFM	% to design
SGRD1	KITCHEN	KD-1	10"	400	0	378	378	378	94.5
SGRD2	KITCHEN	KD-1	10"	400	0	370	370	370	92.5
SGRD3	KITCHEN	KD-1	12"	700	0	633	633	633	90.4
SGRD4	KITCHEN	KD-1	12"	700	0	648	648	648	92.6
SGRD5	KITCHEN	KD-1	12"	700	0	645	645	645	92.1
SGRD6	KITCHEN	KD-1	12"	700	0	643	643	643	91.9
SGRD7	KITCHEN	KD-1	12"	400	0	412	412	412	103.0
Total				4000		3729	3729	3729	93.22%

National TAB

Project: 04-21-25 CHUY'S DALLAS, TX

System/Unit: AHU/RTU



Asset: RTU3

AREA: KITCHEN/OUTDOOR RR

Unit Data		
	Design	Actual
MFG	CARRIER	CARRIER
Serial Num	-	0825P72444
Model Num	48FEDN12	48FEDN12K2M5A8L4C0
Type	RTU	RTU
Configuration	VERTICAL	VERTICAL
Num OA Filters 1	-	1
OA Filter Size 1	-	35X20
Num Final Filter 1	-	4
Final Filter Size 1	-	20X20X2

Motor Data		
	Design	Actual
Motor MFG	-	NA
Frame	-	NA
Horsepower	-	2.4
Motor Rpm	-	NA
Phase	-	3
Rated Voltage	-	208
Rated Amperage	-	6.4

Drive Data	
	Actual
Motor Sheave Size	DIRECT DRIVE
Motor Bore Size	DIRECT DRIVE
Motor Sheave SetPt	DIRECT DRIVE
Fan Sheave Size	DIRECT DRIVE
Fan Sheave Bore	DIRECT DRIVE
Belt CL Distance	DIRECT DRIVE
Num of Belts	DIRECT DRIVE
Belt Size	DIRECT DRIVE
Belt Alignment	DIRECT DRIVE

Test Data		
	Design	Actual
SF CFM	4000	3676
SF RPM	-	DIRECT DRIVE
RA CFM	3200	2813
OA CFM	800	863
RL Voltage	208	211/211/211
RL Amperage	6.4	6.4/6.5/6.5
SF Rotation	-	CW
SF System SetPt	-	SETTING C 100%
RA Damper Position	-	65% OPEN
Min OA Damper Position	-	35% OPEN
Min OA Damper Type	-	OPOSED BLADE
OA Enthalpy Setpt	-	53

Performance Data		
	Design	Actual
MA Plenum SP	-	-0.72
Fan Suction SP	-	-1.17
Fan Discharge SP	-	0.97
Total ESP	-	1.69
Fan Total SP	-	2.14

General	
	Actual
Fan Rotation Correct	YES
Unit Filters Clean	YES
Condensate Drain Installed	YES

Completed By: Bayley Morvant on 05/01/2025

Unit Data - PHOTO LOG



05/01/2025

National TAB
 Project:04-21-25 CHUY'S DALLAS, TX
AHU/RTU



Diffuser Supply (GRD)

RTU3/KITCHEN/OUTDOOR RR

Asset									
Asset Name	Location	Type	Size	DESIGN CFM	AK	CFM(1)	CFM(2)	FINAL CFM	% to design
SGRD1	KITCHEN	KD-1	12"	700	0	937	654	654	93.4
SGRD2	KITCHEN	KD-1	10"	400	0	174	368	368	92.0
SGRD3	KITCHEN	KD-1	10"	400	0	283	364	364	91.0
SGRD4	KITCHEN	KD-1	12'	700	0	598	649	649	92.7
SGRD5	KITCHEN	KD-1	12"	700	0	527	636	636	90.9
SGRD6	KITCHEN	KD-1	12'	700	0	419	641	641	91.6
SGRD7	OUTDOOR RR	CD-2.	6"	50	0	235	46	46	92.0
SGRD8	OUTDOOR RR	CD-2	6"	50	0	93	45	45	90.0
SGRD9	MECHANICAL	SG-1	10"X10"	300	-	36	-	273	91.0
Total				4000		3302	3439	3676	91.9%

National TAB

Project: 04-21-25 CHUY'S DALLAS, TX

System/Unit: AHU/RTU



Asset: RTU4

AREA: DINING AREA

Unit Data		
	Design	Actual
MFG	CARRIER	CARRIER
Serial Num	-	0625C09626
Model Num	48FEDB06	48FEDB06K2M5A8L4C0
Type	RTU	RTU
Configuration	VERTICAL	VERTICAL
Num OA Filters 1	-	1
OA Filter Size 1	-	30X15
Num Final Filter 1	-	2
Final Filter Size 1	-	16X25X2

Motor Data		
	Design	Actual
Motor MFG	-	NA
Frame	-	NA
Horsepower	-	1.4
Motor Rpm	-	NA
Phase	3	1
Rated Voltage	208	208
Rated Amperage	-	9.2

Drive Data	
	Actual
Motor Sheave Size	DIRECT DRIVE
Motor Bore Size	DIRECT DRIVE
Motor Sheave SetPt	DIRECT DRIVE
Fan Sheave Size	DIRECT DRIVE
Fan Sheave Bore	DIRECT DRIVE
Belt CL Distance	DIRECT DRIVE
Num of Belts	DIRECT DRIVE
Belt Size	DIRECT DRIVE
Belt Alignment	DIRECT DRIVE

Test Data		
	Design	Actual
SF CFM	2000	1949
SF RPM	-	DIRECT DRIVE
RA CFM	1600	1511
OA CFM	400	438
RL Voltage	-	212
RL Amperage	-	8.4
SF Rotation	-	CCW
SF System SetPt	-	SETTING C 80%
RA Damper Position	-	65% OPEN
Min OA Damper Position	-	35% OPEN
Min OA Damper Type	-	OPOSED BLADE
OA Enthalpy Setpt	-	53

Performance Data		
	Design	Actual
MA Plenum SP	-	-0.68
Fan Suction SP	-	-1.15
Fan Discharge SP	-	0.60
Total ESP	0.60"	1.28
Fan Total SP	-	1.75

General	
	Actual
Fan Rotation Correct	YES
Unit Filters Clean	YES
Condensate Drain Installed	YES

Completed By: Bayley Morvant on 05/01/2025

Unit Data - PHOTO LOG



05/01/2025

National TAB

Project: 04-21-25 CHUY'S DALLAS, TX

System/Unit: AHU/RTU



Asset: RTU5

AREA: DINING AREA

Unit Data		
	Design	Actual
MFG	CARRIER	CARRIER
Serial Num	-	0625C09625
Model Num	48FEDB06	48FEDB06K2M5A8L4C0
Type	RTU	RTU
Configuration	VERTICAL	VERTICAL
Num OA Filters 1	-	1
OA Filter Size 1	-	30X16
Num Final Filter 1	-	2
Final Filter Size 1	-	16X25X2

Motor Data		
	Design	Actual
Motor MFG	-	NA
Frame	-	NA
Horsepower	-	1.4
Motor Rpm	-	NA
Phase	3	1
Rated Voltage	208	208
Rated Amperage	-	9.2

Drive Data	
	Actual
Motor Sheave Size	DIRECT DRIVE
Motor Bore Size	DIRECT DRIVE
Motor Sheave SetPt	DIRECT DRIVE
Fan Sheave Size	DIRECT DRIVE
Fan Sheave Bore	DIRECT DRIVE
Belt CL Distance	DIRECT DRIVE
Num of Belts	DIRECT DRIVE
Belt Size	DIRECT DRIVE
Belt Alignment	DIRECT DRIVE

Test Data		
	Design	Actual
SF CFM	2000	1980
SF RPM	-	DIRECT DRIVE
RA CFM	1600	1544
OA CFM	400	436
RL Voltage	-	212
RL Amperage	-	8.4
SF Rotation	-	CW
SF System SetPt	-	SETTING C 80%
RA Damper Position	-	87% OPEN
Min OA Damper Position	-	13% OPEN
Min OA Damper Type	-	OPOSED BLADE
OA Enthalpy Setpt	-	53

Performance Data		
	Design	Actual
MA Plenum SP	-	-0.80
Fan Suction SP	-	-1.20
Fan Discharge SP	-	0.97
Total ESP	0.60"	1.77
Fan Total SP	-	2.17

General	
	Actual
Fan Rotation Correct	YES
Unit Filters Clean	YES
Condensate Drain Installed	YES

Completed By: Bayley Morvant on 05/01/2025

Unit Data - PHOTO LOG



05/01/2025

National TAB

Project: 04-21-25 CHUY'S DALLAS, TX

System/Unit: AHU/RTU



Asset: RTU6

AREA:BAR AREA/FRONT ENTRY

Unit Data		
	Design	Actual
MFG	TRANE	TRANE
Serial Num	-	181514340L
Model Num	YSC090H3EMA	YSC090H3EMA
Type	RTU	RTU
Configuration	VERTICAL	VERTICAL
Num OA Filters 1	-	1
OA Filter Size 1	-	36X15
Num Final Filter 1	-	4
Final Filter Size 1	-	16X25X2

Motor Data		
	Design	Actual
Motor MFG	-	MARATHON
Frame	-	56
Horsepower	-	1.0
Motor Rpm	-	1725
Phase	3	3
Rated Voltage	208	208
Rated Amperage	-	3.3

Drive Data	
	Actual
Motor Sheave Size	1VL40
Motor Bore Size	5/8"
Motor Sheave SetPt	2 TURNS OUT
Fan Sheave Size	5.75"
Fan Sheave Bore	1"
Belt CL Distance	9.75"
Num of Belts	1
Belt Size	AX32
Belt Alignment	GOOD

Test Data		
	Design	Actual
SF CFM	3150	3027
SF RPM	3402	936
RA CFM	-	2340
OA CFM	630	687
RL Voltage	-	212/218/212
RL Amperage	-	3.2/3.3/3.3
SF Rotation	-	CW
RA Damper Position	-	90% OPEN
Min OA Damper Position	-	10% OPEN
Min OA Damper Type	-	SINGLE BLADE
OA Enthalpy Setpt	-	D

Performance Data		
	Design	Actual
MA Plenum SP	-	-0.28
Fan Suction SP	-	-0.65
Fan Discharge SP	-	0.14
Total ESP	-	0.42
Fan Total SP	-	0.79

General	
	Actual
Fan Rotation Correct	YES
Unit Filters Clean	YES
Condensate Drain Installed	YES

Completed By: Bayley Morvant on 05/02/2025

Unit Data - PHOTO LOG



05/01/2025

National TAB

Project: 04-21-25 CHUY'S DALLAS, TX

System/Unit: AHU/RTU



Asset: RTU7

AREA:BAR AREA/FRONT ENTRY

Unit Data		
	Design	Actual
MFG	TRANE	TRANE
Serial Num	-	181514363L
Model Num	YSC090H3MA	YSC090H3EMA
Type	RTU	RTU
Configuration	VERTICAL	VERTICAL
Num OA Filters 1	-	1
OA Filter Size 1	-	36X15
Num Final Filter 1	-	4
Final Filter Size 1	-	16X25X2

Motor Data		
	Design	Actual
Motor MFG	-	MARATHON
Frame	-	56
Horsepower	-	1.0
Motor Rpm	-	1725
Phase	3	3
Rated Voltage	208	208
Rated Amperage	-	3.3

Drive Data	
	Actual
Motor Sheave Size	1VL40
Motor Bore Size	5/8
Motor Sheave SetPt	2 TURNS OUT
Fan Sheave Size	AK59
Fan Sheave Bore	1"
Belt CL Distance	9.75"
Num of Belts	1
Belt Size	AX32
Belt Alignment	GOOD

Test Data		
	Design	Actual
SF CFM	3150	3014
SF RPM	-	928
RA CFM	2520	2340
OA CFM	630	660
RL Voltage	-	213/212/213
RL Amperage	-	3.1/3.2/3.2
SF Rotation	-	CW
RA Damper Position	-	85% OPEN
Min OA Damper Position	-	15% OPEN
Min OA Damper Type	-	SINGLE BLADE
OA Enthalpy Setpt	-	D

Performance Data		
	Design	Actual
MA Plenum SP	-	-0.15
Fan Suction SP	-	-0.53
Fan Discharge SP	-	0.33
Total ESP	-	0.48
Fan Total SP	-	0.86

General	
	Actual
Fan Rotation Correct	YES
Unit Filters Clean	YES
Condensate Drain Installed	YES

Completed By: Bayley Morvant on 05/02/2025

Unit Data - PHOTO LOG



05/01/2025

National TAB

Project: 04-21-25 CHUY'S DALLAS, TX

System/Unit: AHU/RTU



Asset: RTU8

AREA: DINING ROOM

Unit Data		
	Design	Actual
MFG	TRANE	DAIKIN
Serial Num	-	1808111936
Model Num	DSG0600901D	DSG0600901DXXXAA
Type	RTU	RTU
Configuration	VERTICAL	VERTICAL
Num OA Filters 1	-	1
OA Filter Size 1	-	8.25X12
Num Final Filter 1	-	4
Final Filter Size 1	-	16X20X2

Test Data		
	Design	Actual
SF CFM	2100	2232
SF RPM	-	DIRECT DRIVE
RA CFM	1680	1956
OA CFM	420	276 [1]
RL Voltage	-	212/213/211
RL Amperage	-	6.6/6.6/6.7
SF Rotation	-	CW
Min OA Damper Position	-	100%
Min OA Damper Type	-	MANUAL SLIDE

Motor Data		
	Design	Actual
Motor MFG	-	US MOTORS
Frame	-	NA
Horsepower	-	NA
Motor Rpm	-	NA
Phase	1	1
Rated Voltage	208	230
Rated Amperage	-	6.9

Performance Data		
	Design	Actual
MA Plenum SP	-	-0.19
Fan Suction SP	-	-0.61
Fan Discharge SP	-	0.50
Total ESP	-	0.69
Fan Total SP	-	1.11

Drive Data	
	Actual
Motor Sheave Size	DIRECT DRIVE
Motor Bore Size	DIRECT DRIVE
Motor Sheave SetPt	DIRECT DRIVE
Fan Sheave Size	DIRECT DRIVE
Fan Sheave Bore	DIRECT DRIVE
Belt CL Distance	DIRECT DRIVE
Num of Belts	DIRECT DRIVE
Belt Size	DIRECT DRIVE
Belt Alignment	DIRECT DRIVE

General	
	Actual
Fan Rotation Correct	YES
Unit Filters Clean	YES
Condensate Drain Installed	YES

Completed By: Bayley Morvant on 05/02/2025

Notes:
 [1] OUTSIDE AIR DAMPER IS 100% OPEN. OUTSIDE AIR OPENING IS ONLY 8.25"X12".

Written By: Bayley Morvant on 05/01/2025

Unit Data - PHOTO LOG



05/01/2025

National TAB

Project: 04-21-25 CHUY'S DALLAS, TX

System/Unit: AHU/RTU



Asset: RTU9

AREA: DINING ROOM

Unit Data		
	Design	Actual
MFG	CARRIER	CARRIER
Serial Num	-	2716P67330
Model Num	48TCDD08A2A50A0A0	48TCDD08A2A50A0A0
Type	RTU	RTU
Configuration	VERTICAL	VERTICAL
Num Final Filter 1	-	4
Final Filter Size 1	-	16X20X2

Test Data		
	Design	Actual
SF CFM	3150	3248
SF RPM	2520	712
RA CFM	2520	3248
OA CFM	630	0 [1]
RL Voltage	-	213/212/213
RL Amperage	-	4.4/4.4/4.3
SF Rotation	-	CCW

Motor Data		
	Design	Actual
Motor MFG	-	MARATHON
Frame	-	56HZ
Horsepower	-	NA
Motor Rpm	-	1725
Phase	3	3
Rated Voltage	208	208
Rated Amperage	-	8.4

Performance Data		
	Design	Actual
MA Plenum SP	-	-0.17
Fan Suction SP	-	-0.52
Fan Discharge SP	-	0.29
Total ESP	-	0.46
Fan Total SP	-	0.98

Drive Data	
	Actual
Motor Sheave Size	1VM50
Motor Bore Size	7/8"
Motor Sheave SetPt	4 TURNS OUT
Fan Sheave Size	AFD84
Fan Sheave Bore	1"
Belt CL Distance	17.75"
Num of Belts	1
Belt Size	A52
Belt Alignment	GOOD

General	
	Actual
Fan Rotation Correct	YES
Unit Filters Clean	YES
Condensate Drain Installed	YES

Completed By: Bayley Morvant on 05/01/2025

Notes:
[1] EXISTING UNIT NOT EQUIPPED WITH OUTSIDE AIR INTAKE.

Written By: Bayley Morvant on 04/30/2025

Unit Data - PHOTO LOG



05/01/2025

National TAB

Project: 04-21-25 CHUY'S DALLAS, TX

System/Unit: AHU/RTU



Asset: RTU10

AREA: DINING AREA

Unit Data		
	Design	Actual
MFG	DAIKIN	DAIKIN
Serial Num	-	1808393247
Model Num	DSG0600903D	DSG06009U3DXXXAA
Type	RTU	RTU
Configuration	VERTICAL	VERTICAL
Num OA Filters 1	-	1
OA Filter Size 1	-	8.5X12
Num Final Filter 1	-	4
Final Filter Size 1	-	14X20X2

Motor Data		
	Design	Actual
Motor MFG	-	US MOTORS
Frame	-	NA
Horsepower	-	NA
Motor Rpm	-	NA
Phase	1	1
Rated Voltage	208	230
Rated Amperage	-	6.9

Drive Data	
	Actual
Motor Sheave Size	DIRECT DRIVE
Motor Bore Size	DIRECT DRIVE
Motor Sheave SetPt	DIRECT DRIVE
Fan Sheave Size	DIRECT DRIVE
Fan Sheave Bore	DIRECT DRIVE
Belt CL Distance	DIRECT DRIVE
Num of Belts	DIRECT DRIVE
Belt Size	DIRECT DRIVE
Belt Alignment	DIRECT DRIVE

Test Data		
	Design	Actual
SF CFM	2100	1705
SF RPM	-	DIRECT DRIVE
RA CFM	1680	1364
OA CFM	420	341 [1]
RL Voltage	230	211
RL Amperage	6.9	7.0
SF Rotation	-	CW
SF System SetPt	-	HIGH SPEED
Min OA Damper Position	-	100% OPEN
Min OA Damper Type	-	MANUAL SINGLE BLADE

Performance Data		
	Design	Actual
MA Plenum SP	-	-0.19
Fan Suction SP	-	-0.69
Fan Discharge SP	-	0.46
Total ESP	-	0.65
Fan Total SP	-	1.15

General	
	Actual
Fan Rotation Correct	YES
Unit Filters Clean	YES
Condensate Drain Installed	YES

Completed By: Bayley Morvant on 05/02/2025

Notes:
 [1] MANUAL SLIDE OUTSIDE AIR DAMPER IS 100% OPEN. OUTSIDE AIR OPENING IS ONLY 8.5"X12".
 [2] UNIT IS OPERATING AT HIGHEST POSSIBLE SPEED. UNIT IS AT 81% OF DESIGN.

Written By: Bayley Morvant on 05/02/2025

Unit Data - PHOTO LOG



05/01/2025

National TAB

Project: 04-21-25 CHUY'S DALLAS, TX

System/Unit: AHU/RTU



Asset: RTU11

AREA: DRY STORAGE ROOM

Unit Data		
	Design	Actual
MFG	DAIKIN	DAIKIN
Serial Num	-	[2]
Model Num	DSG0360901D	[2]
Type	RTU	RTU
Configuration	VERTICAL	VERTICAL
Num OA Filters 1	-	1
OA Filter Size 1	-	8.5X12
Num Final Filter 1	-	4
Final Filter Size 1	-	14X20X2

Motor Data		
	Design	Actual
Motor MFG	-	BROAD-OCEAN
Frame	-	NA
Horsepower	-	1/3
Motor Rpm	-	910
Phase	1	1
Rated Voltage	208	230
Rated Amperage	-	2.46

Drive Data	
	Actual
Motor Sheave Size	DIRECT DRIVE
Motor Bore Size	DIRECT DRIVE
Motor Sheave SetPt	DIRECT DRIVE
Fan Sheave Size	DIRECT DRIVE
Fan Sheave Bore	DIRECT DRIVE
Belt CL Distance	DIRECT DRIVE
Num of Belts	DIRECT DRIVE
Belt Size	DIRECT DRIVE
Belt Alignment	DIRECT DRIVE

Test Data		
	Design	Actual
SF CFM	2100	1335
SF RPM	1064	DIRECT DRIVE
RA CFM	1680	1047
OA CFM	420	288 [1]
RL Voltage	230	211
RL Amperage	2.46	2.1
SF Rotation	-	CW
SF System SetPt	-	HIGH SPEED
Min OA Damper Position	-	100% OPEN
Min OA Damper Type	-	MANUAL SLIDE

Performance Data		
	Design	Actual
MA Plenum SP	-	-0.11
Fan Suction SP	-	-0.36
Fan Discharge SP	-	0.44
Total ESP	-	0.55
Fan Total SP	-	0.8

General	
	Actual
Fan Rotation Correct	YES
Unit Filters Clean	YES
Condensate Drain Installed	YES

Completed By: Bayley Morvant on 05/02/2025

Notes:
UNIT SERVES DRY STORAGE ROOM.

- [1] OUTSIDE AIR DAMPER IS 100% OPEN. OUTSIDE AIR INTAKE IS ONLY 8.5"X12".
- [2] DATA TAG NOT LEGIBLE.
- [3] UNIT IS OPERATING AT HIGHEST POSSIBLE SPEED. UNIT IS AT 63% OF DESIGN.

Written By: Bayley Morvant on 05/02/2025

Unit Data - PHOTO LOG



05/01/2025

National TAB

Project: 04-21-25 CHUY'S DALLAS, TX

System/Unit: AHU/RTU



Asset: RTU12

AREA:OFFICE, FIRE RISER ROOM, MES RR, WOMENS RR

Unit Data		
	Design	Actual
MFG	CARRIER	CARRIER
Serial Num	-	0916C88531
Model Num	48TCDA04A2A5	48TCDA04A2A5A0A0A0
Type	RTU	RTU
Configuration	-	VERTICAL
Num Final Filter 1	-	2
Final Filter Size 1	-	16X25X2

Test Data		
	Design	Actual
SF CFM	1260	1284
SF RPM	-	1032
RA CFM	1008	1284
OA CFM	252	0 [1]
RL Voltage	-	210/211/211
RL Amperage	-	1.8/1.9/2.0
SF Rotation	-	CCW

Motor Data		
	Design	Actual
Motor MFG	-	MARATHON
Frame	-	56Y
Horsepower	-	1.5
Motor Rpm	-	1725
Phase	3	3
Rated Voltage	208	208
Rated Amperage	-	5.2

Performance Data		
	Design	Actual
MA Plenum SP	-	-0.31
Fan Suction SP	-	-0.58
Fan Discharge SP	-	0.36
Total ESP	-	0.67
Fan Total SP	-	0.94

Drive Data	
	Actual
Motor Sheave Size	3 1/4"
Motor Bore Size	5/8"
Motor Sheave SetPt	1 TURN OUT
Fan Sheave Size	AFD44
Fan Sheave Bore	1 3/16"
Belt CL Distance	14 3/4"
Num of Belts	1
Belt Size	AX38
Belt Alignment	GOOD

General	
	Actual
Fan Rotation Correct	YES
Unit Filters Clean	YES
Condensate Drain Installed	YES

Completed By: Bayley Morvant on 05/01/2025

Notes:
[1] EXISTING UNIT NOT EQUIPPED WITH OUTSIDE AIR INTAKE.

Written By: Bayley Morvant on 04/30/2025

Unit Data - PHOTO LOG



05/01/2025

National TAB

Project: 04-21-25 CHUY'S DALLAS, TX

System/Unit: FAN - Exhaust



Asset: EF1

AREA: LEFT OUTDOOR RESTROOM

Unit Data		
	Design	Actual
MFG	GREENHECK	COOK
Model Num	SP-8150	GEMINI 140
Serial Num	-	NA
Type	CEILING	CEILING
Configuration	VERTICAL	VERTICAL

Test Data		
	Design	Actual
CFM	75	81
Fan RPM	-	DIRECT DRIVE
Fan Rotation	-	CCW
Motor RPM	-	DIRECT DRIVE
RL Voltage	-	120
RL Amperage	-	0.4
Total ESP	0.25"	0.06
Fan Inlet SP	-	-0.06
Fan Discharge SP	-	[1]

Motor Data		
	Design	Actual
Motor MFG	-	QUEACE
Frame	-	NA
Horsepower	128W	NA
Motor Rpm	-	1550
Phase	1	1
Voltage (rated)	115	115
Amperage (rated)	-	.40
Service Factor	-	NA


Completed By: Bayley Morvant on 04/28/2025

Notes:
 [1] NO ACCESS TO DISCHARGE DUCT DUE TO SHEET ROCK CEILING.

FAN IS NOT EQUIPPED WITH FAN SPEED CONTROLLER. PLANS DO NOT SPECIFY REQUIRING SPEED CONTROLLER.

Written By: Bayley Morvant on 04/28/2025

Unit Data - PHOTO LOG



05/02/2025

National TAB

Project: 04-21-25 CHUY'S DALLAS, TX

System/Unit: FAN - Exhaust



Asset: EF2

AREA:MENS INDOOR RESTROOM

Unit Data		
	Design	Actual
MFG	NA	HAMPTON-BAY
Model Num	NA	BPT18-54A-1
Serial Num	-	140088821
Type	-	CEILING MOUNT
Configuration	-	VERTICAL

Test Data		
	Design	Actual
CFM	75	65
Fan RPM	-	DIRECT DRIVE
Fan Rotation	-	CCW
Motor RPM	-	DIRECT DRIVE
RL Voltage	-	120
RL Amperage	-	0.2
Total ESP	-	0.04
Fan Inlet SP	-	-0.04
Fan Discharge SP	-	[1]


Motor Data		
	Design	Actual
Motor MFG	-	NA
Frame	-	NA
Horsepower	-	NA
Motor Rpm	-	NA
Phase	-	1
Voltage (rated)	-	115
Amperage (rated)	-	0.4
Service Factor	-	NA

Completed By: Bayley Morvant on 04/28/2025

Notes:
[1] NO ACCESS TO DISCHARGE DUCT DUE TO SHEET ROCK CEILING.

Written By: Bayley Morvant on 04/28/2025

Unit Data - PHOTO LOG



National TAB

Project: 04-21-25 CHUY'S DALLAS, TX
System/Unit: FAN - Exhaust



Asset: EFA1

AREA:RIGHT OUTDOOR RESTROOM

Unit Data		
	Design	Actual
MFG	GREENHECK	COOK
Model Num	SP-8150	GEMINI 140
Serial Num	-	NA
Type	CEILING	CEILING
Configuration	VERTICAL	VERTICAL

Test Data		
	Design	Actual
CFM	75	68
Fan RPM	-	DIRECT DRIVE
Fan Rotation	-	CCW
Motor RPM	-	DIRECT DRIVE
RL Voltage	-	120
RL Amperage	-	0.4
Total ESP	0.25"	0.05
Fan Inlet SP	-	-0.05
Fan Discharge SP	-	[1]

Motor Data		
	Design	Actual
Motor MFG	-	QUEACE
Frame	-	NA
Horsepower	128W	NA
Motor Rpm	-	1550
Phase	1	1
Voltage (rated)	115	115
Amperage (rated)	-	0.4
Service Factor	-	NA

Completed By: Bayley Morvant on 04/28/2025

Notes:
[1] NO ACCESS TO DISCHARGE DUCT DUE TO SHEET ROCK CEILING.

FAN IS NOT EQUIPPED WITH FAN SPEED CONTROLLER. PLANS DO NOT SPECIFY REQUIRING SPEED CONTROLLER.

Written By: Bayley Morvant on 04/28/2025

Unit Data - PHOTO LOG



National TAB

Project: 04-21-25 CHUY'S DALLAS, TX
System/Unit: FAN - Exhaust



Asset: EFA2

AREA: WOMANS INDOOR RESTROOM

Unit Data		
	Design	Actual
MFG	NA	HAMPTON-BAY
Model Num	NA	BPT18-54A-1
Serial Num	-	140090738
Type	-	CEILING MOUNT
Configuration	-	VERTICAL

Test Data		
	Design	Actual
CFM	75	115
Fan RPM	-	DIRECT DRIVE
Fan Rotation	-	CCW
Motor RPM	-	DIRECT DRIVE
RL Voltage	-	121
RL Amperage	-	0.3
Total ESP	-	0.06
Fan Inlet SP	-	-0.06
Fan Discharge SP	-	[1]

Motor Data		
	Design	Actual
Motor MFG	-	NA
Frame	-	NA
Horsepower	-	NA
Motor Rpm	-	NA
Phase	-	1
Voltage (rated)	-	115
Amperage (rated)	-	0.4
Service Factor	-	NA


Completed By: Bayley Morvant on 04/28/2025

Notes:

- [1] NO ACCESS TO DISCHARGE DUCT DUE TO SHEET ROCK CEILING.
- [1] EXISTING EXHAUST FAN NOT EQUIPT WITH A SPEED CONTROLLER. UNIT OPERATING AT 153% OF DESIGN.

Written By: Bayley Morvant on 04/28/2025

Unit Data - PHOTO LOG



05/02/2025

National TAB

Project: 04-21-25 CHUY'S DALLAS, TX
System/Unit: FAN - Exhaust



Asset: KEF1

AREA:HD-2 & HD-3

Unit Data		
	Design	Actual
MFG	CAPTIVEAIRE	CAPTIVEAIRE
Model Num	USB124DD-RM	USB124DD-RM
Serial Num	-	3562806
Type	UTILITY	UTILITY
Configuration	VERTICAL	VERTICAL

Test Data		
	Design	Actual
CFM	4339	4411
Fan RPM	-	DIRECT DRIVE
Fan Rotation	-	CCW
Motor RPM	-	DIRECT DRIVE
System SetPt	-	40Hz
RL Voltage	230	210/211/210
RL Amperage	19.1	11.3/12.1/11.4
Total ESP	1.75"	[1]
Fan Inlet SP	-	[1]
Fan Discharge SP	-	ATM

Motor Data		
	Design	Actual
Motor MFG	-	TECO
Frame	-	213T
Horsepower	7.5	7.5
Motor Rpm	-	1755
Phase	3	3
Voltage (rated)	208	230
Amperage (rated)	-	19.1
Service Factor	-	1.15

Completed By: Bayley Morvant on 04/28/2025

Notes:
SERVES HD-2 & HD-3

[1] UNABLE TO ACCESS DUCT TO OBTAIN SUCTION STATIC PRESSURE.

Written By: Bayley Morvant on 04/28/2025

Unit Data - PHOTO LOG



04/29/2025

National TAB

Project: 04-21-25 CHUY'S DALLAS, TX
System/Unit: FAN - Exhaust



Asset: KEF2

AREA:

Unit Data		
	Design	Actual
MFG	CAPTIVEAIRE	NA
Model Num	NCA16FA	NA
Serial Num	-	[1]
Type	UPBLAST	[1]
Configuration	VERTICAL	[1]

Motor Data		
	Design	Actual
Motor MFG	-	[1]
Frame	-	[1]
Horsepower	1.5	[1]
Motor Rpm	-	[1]
Phase	3	[1]
Voltage (rated)	208	[1]
Amperage (rated)	-	[1]
Service Factor	-	[1]

Test Data		
	Design	Actual
CFM	2870	[1]
Fan RPM	-	[1]
Fan Rotation	-	[1]
Motor RPM	-	[1]
System SetPt	-	[1]
RL Voltage	-	[1]
RL Amperage	-	[1]
Total ESP	1.10"	[1]
Fan Inlet SP	-	[1]
Fan Discharge SP	-	[1]

Completed By: Bayley Morvant on 05/01/2025

Notes:

[1] FAN NO LONGER EXISTS

Written By: Bayley Morvant on 04/25/2025

National TAB

Project: 04-21-25 CHUY'S DALLAS, TX
System/Unit: FAN - Exhaust



Asset: KEF3

AREA:(EX)HD-6

Unit Data		
	Design	Actual
MFG	CAPTIVEAIRE	CAPTIVEAIRE
Model Num	DU85HFA	DU85HFA
Serial Num	-	3562806
Type	UPBLAST	UPBLAST
Configuration	VERTICAL	VERTICAL

Test Data		
	Design	Actual
CFM	1500	1456
Fan RPM	1800	DIRECT DRIVE
Fan Rotation	-	CCW
Motor RPM	-	DIRECT DRIVE
System SetPt	-	60%
RL Voltage	120	120
RL Amperage	8.8	3.8
Total ESP	0.85"	0.31"
Fan Inlet SP	-	-0.31"
Fan Discharge SP	-	ATM

Motor Data		
	Design	Actual
Motor MFG	-	US MOTORS
Frame	-	48Y
Horsepower	0.75	3/4
Motor Rpm	-	1800
Phase	1	1
Voltage (rated)	115	120
Amperage (rated)	-	8.8
Service Factor	-	NA

Completed By: Bayley Morvant on 04/28/2025

Notes:
SERVES (EX)HD-6

Written By: Bayley Morvant on 04/25/2025

Unit Data - PHOTO LOG



National TAB

Project: 04-21-25 CHUY'S DALLAS, TX
System/Unit: FAN - Exhaust



Asset: KEF4

AREA:HD-1

Unit Data		
	Design	Actual
MFG	CAPTIVEAIRE	CAPTIVEAIRE
Model Num	DU85HFA	DU85HFA
Serial Num	-	7226039
Type	UPBLAST	UPBLAST
Configuration	VERTICAL	VERTICAL

Test Data		
	Design	Actual
CFM	1050	1081
Fan RPM	-	DIRECT DRIVE
Fan Rotation	-	CCW
Motor RPM	-	DIRECT DRIVE
System SetPt	-	50.7Hz
RL Voltage	208-230	180/182/181
RL Amperage	2.6-2.5	2.5/2.5/2.5
Total ESP	1.2"	1.71"
Fan Inlet SP	-	1.71"
Fan Discharge SP	-	ATM

Motor Data		
	Design	Actual
Motor MFG	-	HSSA
Frame	-	NA
Horsepower	0.75	3/4
Motor Rpm	-	1725
Phase	3	3
Voltage (rated)	208	208-230
Amperage (rated)	-	2.6-2.5
Service Factor	-	1.15

Completed By: Bayley Morvant on 04/28/2025

Notes:
SERVES HD-1

Written By: Bayley Morvant on 04/25/2025

Unit Data - PHOTO LOG



04/29/2025

National TAB

Project: 04-21-25 CHUY'S DALLAS, TX

System/Unit: FAN - Exhaust



Asset: KEF5

AREA: DISHWASHER

Unit Data		
	Design	Actual
MFG	CAPTIVEAIRE	CAPTIVEAIRE
Model Num	DU85HFA	DU85HFA
Serial Num	-	7226039
Type	UPBLAST	UPBLAST
Configuration	VERTICAL	VERTICAL

Test Data		
	Design	Actual
CFM	1488	1526
Fan RPM	-	1078
Fan Rotation	-	CCW
Motor RPM	-	1078
System SetPt	-	53%
RL Voltage	-	119
RL Amperage	-	3.6
Total ESP	0.35"	0.68
Fan Inlet SP	-	-0.68"
Fan Discharge SP	-	ATM

Motor Data		
	Design	Actual
Motor MFG	-	INTERTEK
Frame	-	NA
Horsepower	0.75	3/4
Motor Rpm	-	1800
Phase	1	1
Voltage (rated)	115	115
Amperage (rated)	-	8.9
Service Factor	-	NA

Completed By: Bayley Morvant on 04/28/2025

Notes:
SERVES DISHWASHER HOOD

Written By: Bayley Morvant on 04/28/2025

Unit Data - PHOTO LOG



04/29/2025

National TAB

Project: 04-21-25 CHUY'S DALLAS, TX
System/Unit: FAN - Exhaust



Asset: KEF6

AREA:HOOD #4

Unit Data		
	Design	Actual
MFG	CAPTIVEAIRE	CAPTIVEAIRE
Model Num	DU85HFA	DU85HFA
Serial Num	-	7226039
Type	UPBLAST	UPBALST
Configuration	VERTICAL	VERTICAL

Test Data		
	Design	Actual
CFM	1706	1732
Fan RPM	1800	DIRECT DRIVE
Fan Rotation	-	CCW
Motor RPM	-	DIRECT DRIVE
System SetPt	-	74%
RL Voltage	115	118
RL Amperage	8.9	7.4
Total ESP	1.10"	1.37"
Fan Inlet SP	-	-1.37"
Fan Discharge SP	-	ATM

Motor Data		
	Design	Actual
Motor MFG	-	INTERTEK
Frame	-	NA
Horsepower	0.75	3/4
Motor Rpm	-	1800
Phase	1	1
Voltage (rated)	115	115
Amperage (rated)	-	8.9
Service Factor	-	NA

Completed By: Bayley Morvant on 04/28/2025

Notes:
SERVES HD-4

Written By: Bayley Morvant on 04/25/2025

Unit Data - PHOTO LOG



National TAB

Project: 04-21-25 CHUY'S DALLAS, TX
System/Unit: FAN - Exhaust



Asset: KEF7

AREA:HOOD #5

Unit Data		
	Design	Actual
MFG	CAPTIVEAIRE	CAPTIVEAIRE
Model Num	DU85HFA	DU85HFA
Serial Num	-	7226039
Type	UPBLAST	UPBLAST
Configuration	VERTICAL	VERTICAL

Test Data		
	Design	Actual
CFM	1706	1674
Fan RPM	1800	DIRECT DRIVE
Fan Rotation	-	CCW
Motor RPM	-	DIRECT DRIVE
System SetPt	-	74%
RL Voltage	115	119
RL Amperage	8.9	7.2
Total ESP	1.10"	1.21"
Fan Inlet SP	-	-1.21"
Fan Discharge SP	-	ATM

Motor Data		
	Design	Actual
Motor MFG	-	INTERTEK
Frame	-	NA
Horsepower	-	3/4
Motor Rpm	-	1800
Phase	-	1
Voltage (rated)	-	115
Amperage (rated)	-	8.9
Service Factor	-	NA

Completed By: Bayley Morvant on 04/28/2025

Notes:
SERVES HD-5

Written By: Bayley Morvant on 04/25/2025

Unit Data - PHOTO LOG



04/29/2025

National TAB

Project: 04-21-25 CHUY'S DALLAS, TX
System/Unit: FAN - Supply



Asset: MAU1

AREA:HD-4 & HD-5

Unit Data		
	Design	Actual
MFG	CAPTIVEAIRE	CAPTIVEAIRE
Model Num	A2-D.250-20D-MPU	A2-D.250-20D-MPU
Serial Num	-	7084534
Type	MAU	MAU
Configuration	HORIZONTAL	HORIZONTAL

Motor Data		
	Design	Actual
Motor MFG	-	TECO
Frame	-	184T
Horsepower	2	2.00
Motor Rpm	-	1165
Phase	3	3
Voltage (rated)	208	230
Amperage (rated)	-	7.51
Service Factor	-	1.15

Gas Heat		
	Design	Actual
Heater Operates (y/n)	-	YES
Flame Status (pass/fail)	-	PASS
Inlet Air Temp SetPt	55	55
Discharge Air Temp SetPt	60	60
Air Flow Switch SP Actual	-	0.36"

Test Data		
	Design	Actual
CFM	2505	2552
SF RPM	-	DIRECT DRIVE
Motor RPM	-	DIRECT DRIVE
SF System SetPt	-	72Hz
RL Voltage	230	222/222/223
RL Amperage	7.51	5.7/5.6/5.7
Total ESP	-	1.15"
Fan Discharge SP	-	1.15"

General	
	Actual
Fan Rotation Correct	YES

Completed By: Bayley Morvant on 04/29/2025

Notes:
SERVES HD-4 & HD-5

Written By: Bayley Morvant on 04/25/2025

Unit Data - PHOTO LOG



04/29/2025

National TAB

Project: 04-21-25 CHUY'S DALLAS, TX
System/Unit: FAN - Supply



Asset: MAU2

AREA:HD-2 & HD-3

Unit Data		
	Design	Actual
MFG	CAPTIVEAIRE	CAPTIVEAIRE
Model Num	A3-D.500-24D-MPU	A3-D.500-24D-MPU
Serial Num	-	3384093
Type	MAU	MAU
Configuration	HORIZONTAL	HORIZONTAL

Motor Data		
	Design	Actual
Motor MFG	-	TECO
Frame	-	215T
Horsepower	5	1.0
Motor Rpm	-	1756
Phase	3	3
Voltage (rated)	208	230
Amperage (rated)	-	24.3
Service Factor	-	1.15

Gas Heat		
	Design	Actual
Heater Operates (y/n)	-	YES
Flame Status (pass/fail)	-	PASS
Inlet Air Temp SetPt	55	50
Discharge Air Temp SetPt	60	55
Air Flow Switch SP Actual	-	0.31"

Test Data		
	Design	Actual
CFM	2630	2669
SF RPM	-	DIRECT DIRVE
Motor RPM	-	1756
SF System SetPt	-	42Hz
RL Voltage	230	208/208/206
RL Amperage	24.3	13.4/13.1/13.3
Total ESP	-	1.50"
Fan Discharge SP	-	1.50"

General	
	Actual
Fan Rotation Correct	YES

Completed By: Bayley Morvant on 04/29/2025

Notes:
SERVES HD-2 & HD-3

Written By: Bayley Morvant on 04/29/2025

Unit Data - PHOTO LOG



04/29/2025

National TAB

Project: 04-21-25 CHUY'S DALLAS, TX
System/Unit: FAN - Supply



Asset: MAU3

AREA:HD-6

Unit Data		
	Design	Actual
MFG	CAPTIVEAIRE	CAPTIVEAIRE
Model Num	A1-G10	A1-G10
Serial Num	-	3562806
Type	MAU	MAU
Configuration	HORIZONTAL	HORIZONTAL

Test Data		
	Design	Actual
CFM	1210	1164
SF RPM	-	DIRECT DRIVE
Motor RPM	-	DIRECT DRIVE
SF System SetPt	-	79%
RL Voltage	120	121
RL Amperage	10.2	8.6
Total ESP	-	[1]
Fan Discharge SP	-	[1]

Motor Data		
	Design	Actual
Motor MFG	-	US MOTORS
Frame	-	NA
Horsepower	1	NA
Motor Rpm	-	NA
Phase	1	1
Voltage (rated)	115	120
Amperage (rated)	-	10.2
Service Factor	-	NA

General	
	Actual
Fan Rotation Correct	YES

Completed By: Bayley Morvant on 04/29/2025

Notes:
SERVES HD-6

[1] NO ACCESS TO DISCHARGE DUCT TO OBTAIN DISCHARGE STATIC PRESSURE READING.

Written By: Bayley Morvant on 04/29/2025

Unit Data - PHOTO LOG



04/29/2025

National TAB

Project: 04-21-25 CHUY'S DALLAS, TX

System/Unit: Kitchen Hood Type I



Asset: HD1

AREA:

Unit Data		
	Design	Actual
MFG	CAPTIVEAIRE	CAPTIVEAIRE
Model Num	4824 ND-2	4824 ND-2
Job / Serial Num	-	7226039
Type	CANOPY	CANOPY
Hood length	72"	72"
Hood Width	48"	48"

Test Data Exhaust		
	Design	Actual
Filter Type	CAPTRATE SOLO FILTER	CAPTRATE SOLO
Filter Size 1	20X16"	20"X16"
Filter Qty 1	4	4
Filter AK factor size 1	2.08	2.08
Filter Total AK Area	8.32	8.32
Filter1 FPM	-	115
Filter2 FPM	-	143
Filter3 FPM	-	150
Filter4 FPM	-	114
Filter Ave FPM(corr)	-	130
CFM	1050	1081


Cooking Equipment	
	Actual
Item 1	DOUBLE STACK PIZZA OVEN

Completed By: Bayley Morvant on 04/25/2025

Notes:
SERVED BY KEF-4

Written By: Bayley Morvant on 04/25/2025

Unit Data - PHOTO LOG



05/02/2025

National TAB

Project: 04-21-25 CHUY'S DALLAS, TX

System/Unit: Kitchen Hood Type I



Asset: HD2

AREA:

Unit Data		
	Design	Actual
MFG	CAPTIVEAIRE	CAPTIVEAIRE
Model Num	5424 ND-2-PSP-F	5424 ND-2
Job / Serial Num	-	7226039
Type	CANOPY	CANOPY
Hood length	117"	117"
Hood Width	54"	54"
Supply Plenum Type	-	PSP
Supply Plenum Width	12"	12"
Supply Plenum Length	129"	129"

Test Data Supply		
	Design	Actual
Total Area	10.75	10.75
Kv factor (Vel)	9.35	0.87
Num of Readings	-	10
Reading1 FPM	-	201
Reading2 FPM	-	132
Reading3 FPM	-	164
Reading4 FPM	-	141
Reading5 FPM	-	173
Reading6 FPM	-	144
Reading7 FPM	-	122
Reading8 FPM	-	100
Reading9 FPM	-	130
Reading10 FPM	-	144
Ave FPM(corr)	-	145
CFM	1365	1355

Test Data Exhaust		
	Design	Actual
Filter Type	CAPTRATE SOLO FILTERS	CAPTRATE SOLO
Filter Size 1	20X16"	20"X16"
Filter Qty 1	7	7
Filter AK factor size 1	2.08	2.08
Filter Total AK Area	14.56	14.56
Filter1 FPM	-	119
Filter2 FPM	-	142
Filter3 FPM	-	137
Filter4 FPM	-	162
Filter5 FPM	-	145
Filter6 FPM	-	151
Filter7 FPM	-	146
Filter Ave FPM(corr)	-	143
CFM	1950	2082


Cooking Equipment	
	Actual
Item 1	FRYER
Item 2	DOUBLE STACK OVEN
Item 3	STEAMER
Item 4	FRYER

Completed By: Bayley Morvant on 04/25/2025

Notes:
SERVED BY (EX)KEF-1 & (EX)MAU-2

Written By: Bayley Morvant on 04/25/2025

Unit Data - PHOTO LOG



05/02/2025

National TAB

Project: 04-21-25 CHUY'S DALLAS, TX

System/Unit: Kitchen Hood Type I



Asset: HD3

AREA:

Unit Data		
	Design	Actual
MFG	CAPTIVEAIRE	CAPTIVEAIRE
Model Num	5424 ND-2-PSP-F	5424 ND-2
Job / Serial Num	-	7226039
Type	CANOPY	CANOPY
Hood length	117"	117"
Hood Width	54"	54"
Supply Plenum Type	-	PSP
Supply Plenum Width	12"	12"
Supply Plenum Length	118"	117"

Test Data Supply		
	Design	Actual
Total Area	9.83"	9.75
Kv factor (Vel)	8.48	0.87
Num of Readings	-	10
Reading1 FPM	-	145
Reading2 FPM	-	153
Reading3 FPM	-	134
Reading4 FPM	-	138
Reading5 FPM	-	156
Reading6 FPM	-	171
Reading7 FPM	-	156
Reading8 FPM	-	191
Reading9 FPM	-	158
Reading10 FPM	-	148
Ave FPM(corr)	-	155
CFM	1266	1314

Test Data Exhaust		
	Design	Actual
Filter Type	CAPTRATE SOLO FILTERS	CAPTRATE SOLO
Filter Size 1	20x16"	20"X16"
Filter Qty 1	7	7
Filter AK factor size 1	2.08	2.08
Filter Total AK Area	14.56"	14.56
Filter1 FPM	-	151
Filter2 FPM	-	172
Filter3 FPM	-	169
Filter4 FPM	-	184
Filter5 FPM	-	162
Filter6 FPM	-	154
Filter7 FPM	-	126
Filter Ave FPM(corr)	-	160
CFM	2386	2329

Cooking Equipment	
	Actual
Item 1	CHAR BROIL GRILLE
Item 2	FLAT TOP GRILLE

Completed By: Bayley Morvant on 04/25/2025

Notes:
SERVED BY (EX)KEF-1 & (EX)MAU-2

Written By: Bayley Morvant on 04/25/2025

Unit Data - PHOTO LOG



05/02/2025

National TAB

Project: 04-21-25 CHUY'S DALLAS, TX

System/Unit: Kitchen Hood Type I



Asset: HD4

AREA:

Unit Data		
	Design	Actual
MFG	CAPTIVEAIRE	CAPTIVEAIRE
Model Num	5424 ND-2-PSP-F	5424 ND-2
Job / Serial Num	-	7226039
Type	CANOPY	CANOPY
Hood length	1117"	117"
Hood Width	54"	54"
Supply Plenum Type	-	PSP
Supply Plenum Width	14"	14"
Supply Plenum Length	117"	117"

Test Data Supply		
	Design	Actual
Total Area	-	11.37
Kv factor (Vel)	-	0.89
Num of Readings	-	10
Reading1 FPM	-	139
Reading2 FPM	-	120
Reading3 FPM	-	130
Reading4 FPM	-	152
Reading5 FPM	-	143
Reading6 FPM	-	135
Reading7 FPM	-	64
Reading8 FPM	-	93
Reading9 FPM	-	163
Reading10 FPM	-	172
Ave FPM(corr)	-	131
CFM	1252	1325

Test Data Exhaust		
	Design	Actual
Filter Type	CAPTRATE SOLO FILTERS	CAPTRATE SOLO
Filter Size 1	20x16"	20"X16"
Filter Qty 1	7	7
Filter AK factor size 1	2.08	2.08
Filter Total AK Area	14.56"	14.56
Filter1 FPM	-	101
Filter2 FPM	-	118
Filter3 FPM	-	122
Filter4 FPM	-	144
Filter5 FPM	-	135
Filter6 FPM	-	113
Filter7 FPM	-	100
Filter Ave FPM(corr)	-	119
CFM	1706	1732

Cooking Equipment	
	Actual
Item 1	BEAN POT
Item 2	TILT SKILLET

Completed By: Bayley Morvant on 04/28/2025

Notes:
SERVED BY KEF-6 & MAU-1

Written By: Bayley Morvant on 04/25/2025

Unit Data - PHOTO LOG



05/02/2025

National TAB

Project: 04-21-25 CHUY'S DALLAS, TX

System/Unit: Kitchen Hood Type I



Asset: HD5

AREA:

Unit Data		
	Design	Actual
MFG	CAPTIVEAIRE	CAPTIVEAIRE
Model Num	5424 ND-2-PSP-F	5424 ND-2
Job / Serial Num	-	7226039
Type	CANOPY	CANOPY
Hood length	1117"	117"
Hood Width	54"	54"
Supply Plenum Type	-	PSP
Supply Plenum Width	14"	14"
Supply Plenum Length	129"	129"

Test Data Supply		
	Design	Actual
Total Area	-	12.54
Kv factor (Vel)	-	0.89
Num of Readings	-	10
Reading1 FPM	-	148
Reading2 FPM	-	134
Reading3 FPM	-	104
Reading4 FPM	-	80
Reading5 FPM	-	111
Reading6 FPM	-	107
Reading7 FPM	-	84
Reading8 FPM	-	97
Reading9 FPM	-	106
Reading10 FPM	-	134
Ave FPM(corr)	-	110
CFM	1253	1227

Test Data Exhaust		
	Design	Actual
Filter Type	CAPTRATE SOLO FILTERS	CAPTRATE SOLO
Filter Size 1	20x16"	20"X16"
Filter Qty 1	7	7
Filter AK factor size 1	2.08	2.08
Filter Total AK Area	14.56	14.56
Filter1 FPM	-	91
Filter2 FPM	-	104
Filter3 FPM	-	125
Filter4 FPM	-	130
Filter5 FPM	-	129
Filter6 FPM	-	115
Filter7 FPM	-	112
Filter Ave FPM(corr)	-	115
CFM	1706	1674

Cooking Equipment	
	Actual
Item 1	DOUBLE STACK OVEN
Item 2	GAS STOVE

Completed By: Bayley Morvant on 04/28/2025

Notes:
SERVED BY KEF-7 & MAU-1

Written By: Bayley Morvant on 04/25/2025

Unit Data - PHOTO LOG



05/02/2025

National TAB

Project: 04-21-25 CHUY'S DALLAS, TX

System/Unit: Kitchen Hood Type I



Asset: HD6

AREA:

Unit Data		
	Design	Actual
MFG	CAPTIVEAIRE	CAPTIVEAIRE
Model Num	7230 ND-2-PSP-F	[1]
Job / Serial Num	-	[1]
Type	CANOPY	CANOPY
Hood length	-	90"
Hood Width	-	72"
Supply Plenum Type	-	PSP
Supply Plenum Width	-	14"
Supply Plenum Length	-	102"

Test Data Supply		
	Design	Actual
Total Area	-	9.92
Kv factor (Vel)	-	0.89
Num of Readings	-	8
Reading1 FPM	-	172
Reading2 FPM	-	139
Reading3 FPM	-	111
Reading4 FPM	-	149
Reading5 FPM	-	166
Reading6 FPM	-	122
Reading7 FPM	-	110
Reading8 FPM	-	91
Ave FPM(corr)	-	132
CFM	1210	1164

Test Data Exhaust		
	Design	Actual
Filter Type	-	Baffle
Filter Size 1	-	20"x16"
Filter Qty 1	-	5
Filter AK factor size 1	-	2.08
Filter Total AK Area	-	10.4
Filter1 FPM	-	123
Filter2 FPM	-	135
Filter3 FPM	-	155
Filter4 FPM	-	155
Filter5 FPM	-	133
Filter Ave FPM(corr)	-	140
CFM	1500	1456

Cooking Equipment	
	Actual
Item 1	FLAT TOP GRILLE
Item 2	TORTILLA PRESS
Item 3	TOTILLA COOKER

Completed By: Bayley Morvant on 04/28/2025

Notes:
SERVED BY (EX)KEF-3 & MAU-3

[1] UNIT DATA TAG NOT LEGIBLE.

HOOD IS SET UP TO MODULATE AIRFLOW BASED ON TEMPERATURE OFFSET. THIS IS SET TO 15 DEGREES, HOWEVER, THE HOOD IS NOT GOING TO MAX AIR EVEN WITH TH E OFFSET BEING 18 OR MORE DEGREES. THE LOW SPEED PERCENTAGE OF THE EXHAUST ECM WAS CHANGED TO MATCH THE HIGH SPEED PERCENTAGE TO KEEP THE HOOD OPERATING AT DESIGN AIRFLOW FOR THE TIME BEING.

Written By: Bayley Morvant on 04/28/2025

Unit Data - PHOTO LOG



05/02/2025