

# Proposed Interior Alterations for:

# RED LEPRECHAUN

22 W. FREEDOM WAY CINCINNATI, OH 45202

ARCHITECT:

INTERIOR DESIGN:



(P) 513-752-7800  
(F) 513-752-7833  
29 High Street  
Milford, OH 45150

COREY RINEAR DESIGNS, LLC  
(216) 308-4101  
COREY@COREYRINEAR.COM

MEP:



Cain Thomas Associates, Inc.  
(P) 937-361-4581  
4215 White Bear Parkway Ste. 100  
Saint Paul, MN 55110



## SHEET INDEX

NO	COVER SHEET		
<b>ARCHITECTURAL</b>			
A0.1	LIFE SAFETY PLAN		
ADA.1	ADA		
D1.1	DEMO PLAN		
A1.1	FLOOR PLAN		
A1.2	REFLECTED CEILING PLAN		
A1.3	ENLARGED BAR PLANS		
A2.1	ELEVATIONS		
A3.1	DOOR SCHEDULE		
A3.2	INTERIOR ELEVATIONS		
A3.3	INTERIOR ELEVATIONS		
A3.4	INTERIOR ELEVATIONS		
A4.1	WALL SECTIONS		
A4.2	WALL SECTIONS		
<b>INTERIOR DRAWINGS - FOR REFERENCE</b>			
ID	INTERIOR FINISH SCHEDULE		
ID1	FLOOR PLAN		
ID2	FURNITURE PLAN		
ID3A	FLOOR FINISH PLAN		
ID3B	WALL FINISH PLAN		
ID4	REFLECTED CEILING PLAN		
<b>MECHANICAL</b>			
M0.0	MECHANICAL TITLE SHEET		
M1.0	HVAC PLAN		
M2.0	MECHANICAL SCHEDULES & DETAILS		
M3.0	MECHANICAL SPECIFICATIONS		
<b>ELECTRICAL - FOR REFERENCE</b>			
E0.0	ELECTRICAL TITLE SHEET		
E1.0	ELECTRICAL LIGHTING PLAN		
E2.0	ELECTRICAL POWER PLAN		
E3.0	ELECTRICAL DETAILS		
E4.0	ELECTRICAL SCHEDULES		
E5.0	ELECTRICAL SPECIFICATIONS		
<b>PLUMBING - FOR REFERENCE</b>			
P0.0	PLUMBING TITLE SHEET		
P1.0	PLUMBING PLAN - BELOW SLAB		
P1.1	PLUMBING PLAN - ABOVE SLAB		
P2.0	PLUMBING DETAILS & SCHEDULES		
P3.0	PLUMBING SPECIFICATIONS		
<b>EQUIPMENT - FOR REFERENCE</b>			
ES-01	EQUIPMENT LAYOUT		

PERMIT & BIDDING ISSUE 10-18-22

## ABBREVIATIONS

ACT	ACOUSTICAL CEILING TILE	FRP	FIBERGLASS REINFORCED PANEL	REV	REVISION
AFF	ABOVE FINISHED FLOOR	GL	GLASS	SC	SEALED CONCRETE
B.O.	BOTTOM OF	GYP	GYPSPUM	SCH	SCHEDULE
CLS	CEILING	H	HEIGHT	SCM	SOLID CORE WOOD
CLR	CLEAR	HCM	HOLLOW CORE WOOD	SF	SQUARE FOOT
CONT	CONTINUOUS	HM	HOLLOW METAL	SM	SIMILAR
D	DEPTH	L	LENGTH	T	TEMPERED
DET	DETAIL	MAX	MAXIMUM	T.O.	TOP OF
DIM	DIMENSION	MIN	MINIMUM	TY	TYPICAL
DWG	DRAWING	NAF	NO APPLIED FINISH	VT	VINYL TILE
EQ	EQUAL	OC	ON CENTER	W	WIDTH
EX	EXISTING			WD	WOOD

## BUILDING & CODE INFORMATION

PROJECT DESCRIPTION - A 3,140 SF, FIRST FLOOR, INTERIOR ALTERATION FOR A BAR & RESTAURANT  
TENANT FINISH IN FOOD SERVICE SHALL BE PROVIDED IN THIS BAR.

APPLICABLE BUILDING CODE  
2011 OHIO BUILDING CODE  
2011 OHIO MECHANICAL CODE  
2011 OHIO PLUMBING CODE  
2011 NFPA 70 NATIONAL ELECTRIC CODE  
ICC A111.1 2009 ACCESSIBLE AND USABLE BUILDING AND FACILITIES

USE GROUP  
R-2 & A-2 & M & B  
TENANT - A-2 USE OBC 303.3

### GENERAL BUILDING HEIGHT AND AREAS

- HEIGHT.....(UNCHANGED)
- STORIES...6 (UNCHANGED)
- AREA.....(UNCHANGED)
- TENANT AREA - FIRST FLOOR - 3,140 SF

### TYPE OF CONSTRUCTION - 1A (UNCHANGED)

- A. OBC 603.1 COMBUSTIBLE MATERIALS IN TYPE I CONSTRUCTION SHALL BE PERMITTED FOR:
- MILLWORK SUCH AS DOORS, DOOR FRAMES, WINDOW SHAS AND FRAMES
  - INTERIOR WALL FINISHES
  - BLOCKING SUCH AS FOR HANDRAILS, MILLWORK, CABINETS AND WINDOW AND DOOR FRAMES

### INTERIOR FINISHES

USE	FINISH REQUIREMENTS - SPRINKLERED			
	WALL & CEILING	FLOOR	Vertical exits, exit passageways, exit access corridors and other exitways	Rooms and enclosed spaces
A-2	B	C	FF-1 DOC PILL TEST	FF-1 DOC PILL TEST

### FIRE PROTECTION

903 AUTOMATIC SPRINKLER SYSTEM - EXISTING BUILDING IS SPRINKLERED THROUGH-OUT  
906 FIRE EXTINGUISHERS SHALL BE LOCATED UPON CONSULTATION WITH FIRE MARSHAL. SEE LOCATIONS ON FLOOR PLAN  
907 FIRE ALARM / DETECTION SYSTEMS - EXISTING BUILDING HAS FIRE ALARM SYSTEM THROUGH- OUT  
ANY MODIFICATIONS TO THE EXISTING SPRINKLER AND FIRE ALARM SYSTEMS SHALL BE PERFORMED BY A STATE OF OHIO LICENSED SPRINKLER / FIRE ALARM PROFESSIONAL SELECTED BY THE GENERAL CONTRACTOR

OCCUPANT LOAD - SEE SHEET A0.1 FOR COUNT BREAK DOWN  
TOTAL OCCUPANCY.....131

EXITS: SEE SHEET A0.1 FOR EGRESS PLAN  
REQUIRED EGRESS WIDTH (131 X 0.2)= 26.2' CLEAR PROVIDED  
# OF EXITS REQUIRED .....2

COMMON PATH OF EGRESS TRAVEL DOES NOT EXCEED 75 FEET  
EXIT ACCESS TRAVEL DISTANCE DOES NOT EXCEED 250 FEET

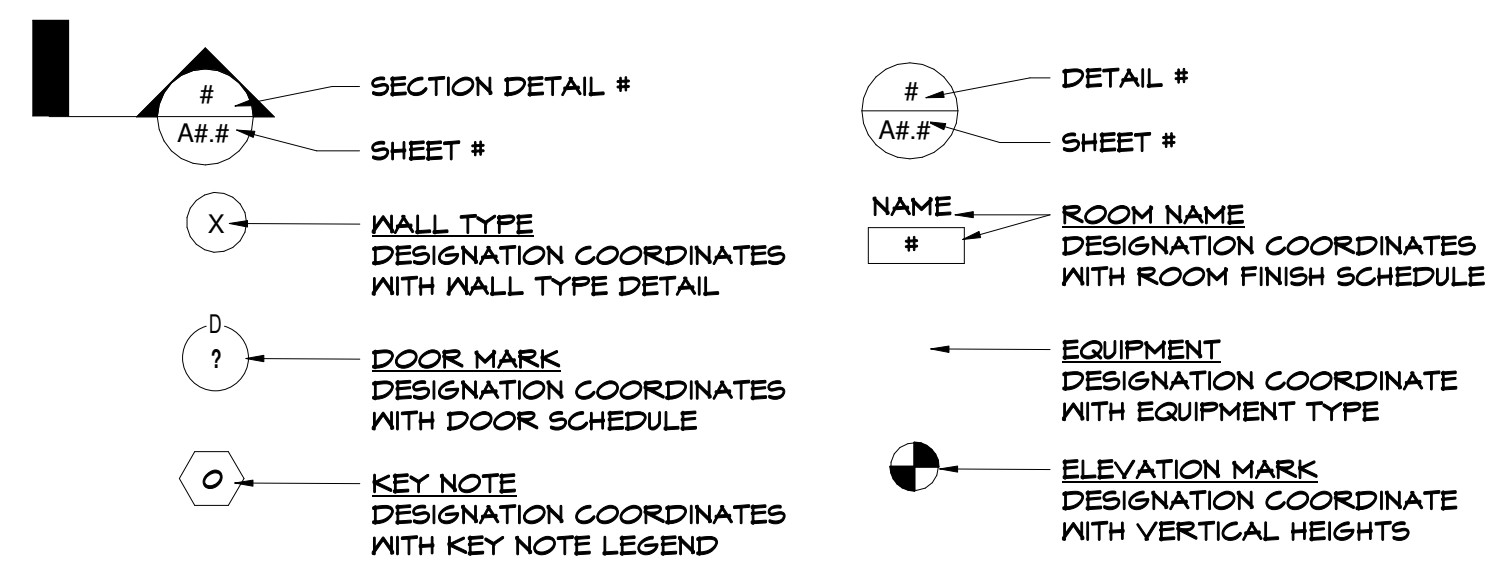
### PLUMBING FIXTURES

OBC 2402.1.....66 WOMEN & 66 MEN  
WATER CLOSETS REQUIRED - 1 FOR WOMENS.....1 FOR MENS (1:75 RESTAURANT)  
WATER CLOSETS PROVIDED - 3 FOR WOMEN...1 WATER CLOSET/ 3 URINALS FOR MEN

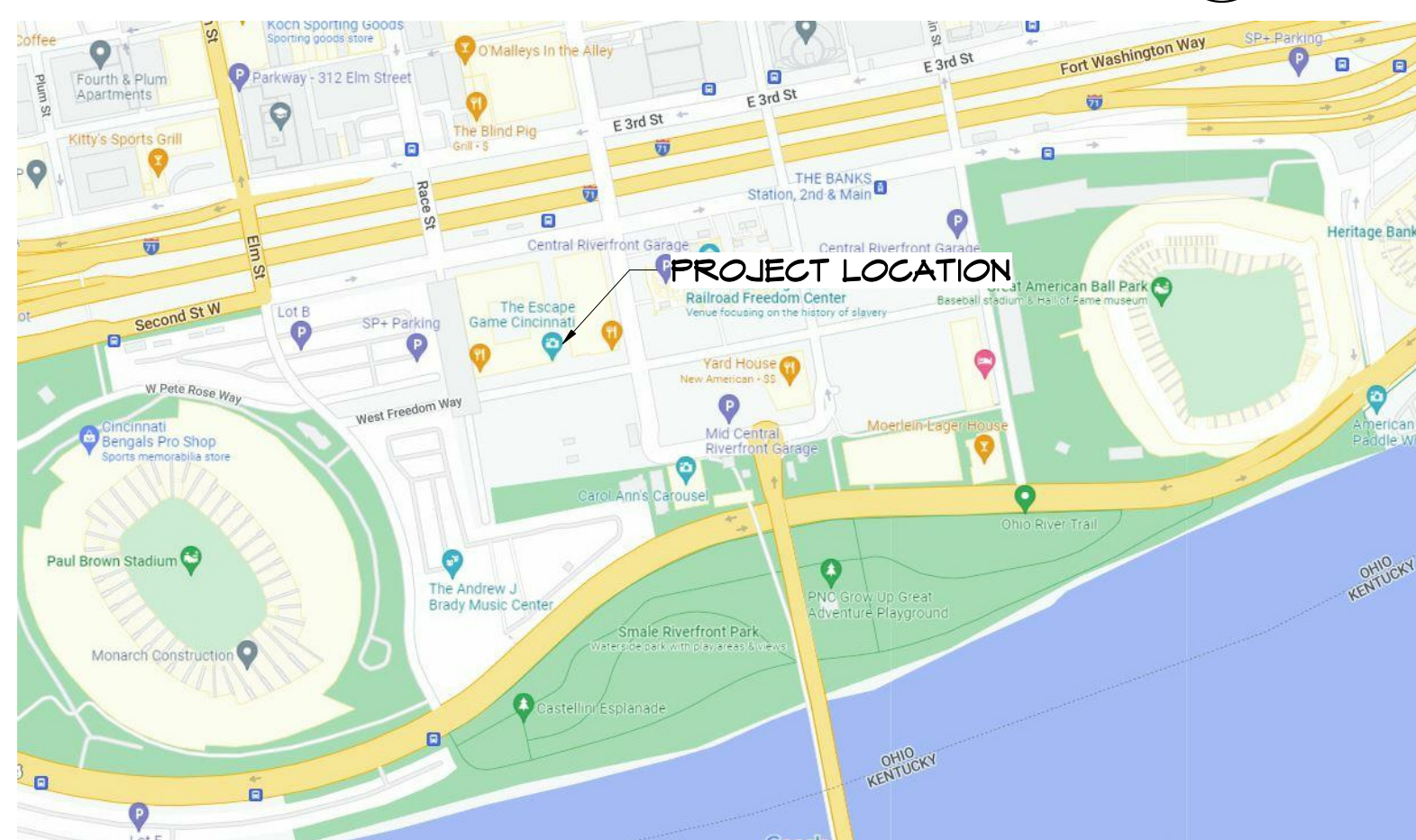
LAVATORIES REQUIRED..... 1 LAVATORY FOR WOMEN AND 1 FOR MEN (1:200)  
LAVATORIES PROVIDED - 2 PROVIDED (2 PER EACH RESTROOM)

1 SERVICE SINK REQUIRED..... 1 PROVIDED (EXISTING TO REMAIN)  
DRINKING WATER IS PROVIDED BY THE RESTAURANT SERVICE AT NO CHARGE

## LEGEND




## VICINITY MAP



Tenant Finish Alteration for:  
**RED LEPRECHAUN**  
 22 W. FREEDOM WAY  
 CINCINNATI, OH 45202

REV. DATE CKD

Drawn By:MR Checked By:MB



Date:10-18-22 Job No:22.134

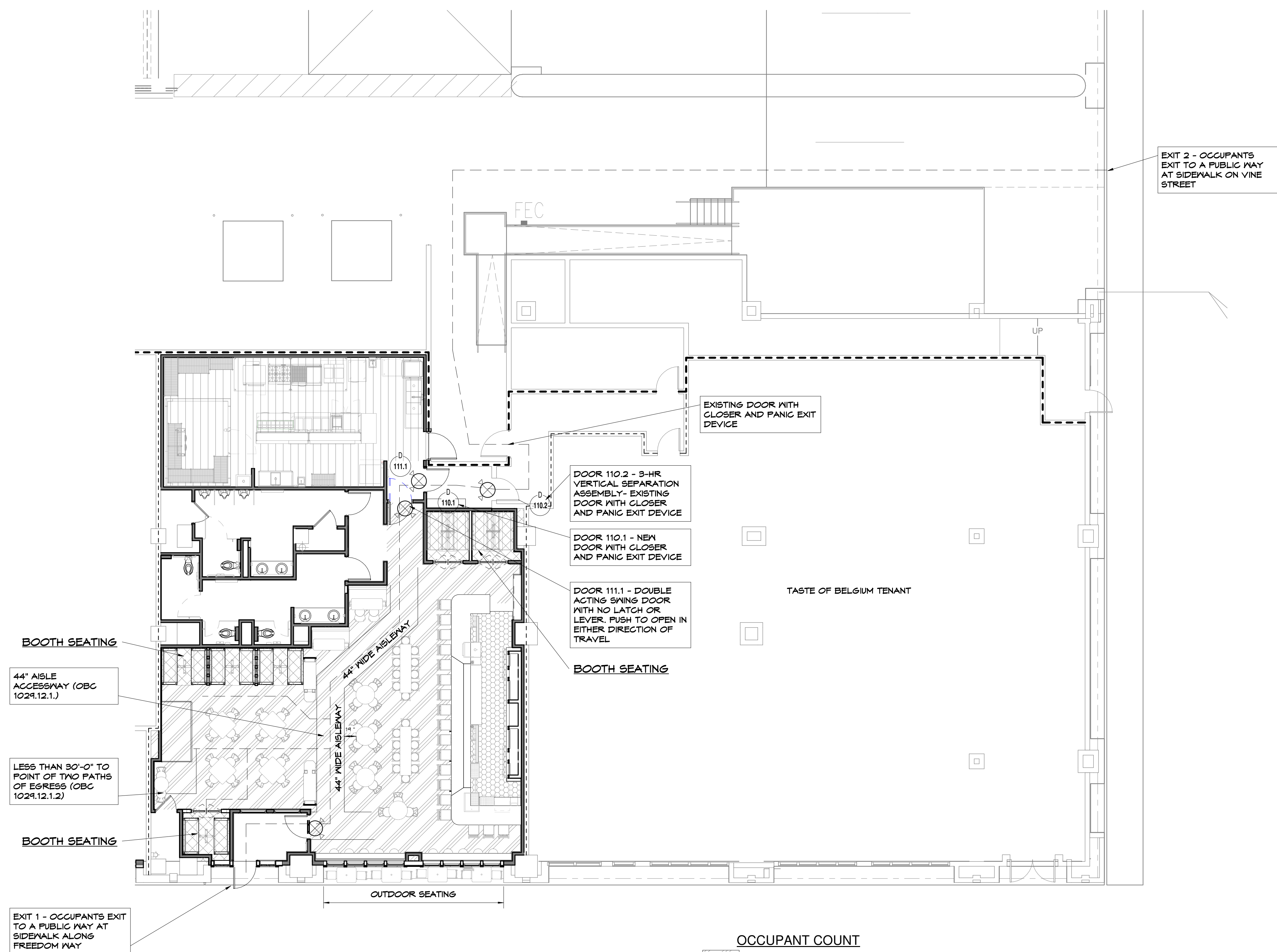
# A0

## GENERAL NOTES

THE MOST RECENT EDITION OF AIA DOCUMENT A201: "GENERAL CONDITIONS OF THE CONTRACT FOR CONSTRUCTION" IS INCLUDED AS A PART OF THE CONTRACT DOCUMENTS BY REFERENCE. COPIES ARE AVAILABLE FROM THE AMERICAN INSTITUTE OF ARCHITECTS (1-800-242-3037). PARTICIPATION IN THE WORK OF THIS PROJECT IS CONSIDERED ACKNOWLEDGEMENT OF THE PARTICIPANTS UNDERSTANDING OF, AND AGREEMENT WITH, ALL REQUIREMENTS OF THE CONTRACT FOR CONSTRUCTION.

- ALL DIMENSIONS ARE TO FACE OF CONCRETE, FACE OF STUDS, COLUMN CENTERLINE, OR FACE OF EXISTING CONSTRUCTION UNLESS OTHERWISE NOTED.
- CONTRACTORS SHALL VERIFY ALL EXISTING CONDITIONS AND SHALL REPORT ANY CONFLICTS TO THE GENERAL CONTRACTOR IMMEDIATELY.
- FIRE EXTINGUISHERS SHALL BE PROVIDED UPON CONSULTATION WITH THE LOCAL FIRE DEPARTMENT AS TO NUMBER, TYPE, AND LOCATION.
- THE CONTRACTOR WILL BE SOLELY AND COMPLETELY RESPONSIBLE FOR CONDITIONS OF THE JOB SITE INCLUDING THE SAFETY OF ALL PERSONS AND PROPERTY DURING THE PERFORMANCE OF WORK. THIS REQUIREMENT WILL APPLY CONTINUOUSLY AND NOT BE LIMITED TO NORMAL WORKING HOURS. WHEN ON SITE, THE ARCHITECT IS RESPONSIBLE FOR HIS OR HER OWN SAFETY, BUT HAS NO RESPONSIBILITY FOR THE SAFETY OF OTHER PERSONNEL OR SAFETY CONDITIONS AT THE SITE.
- THE ARCHITECT SHALL NOT BE RESPONSIBLE FOR THE MEANS, METHODS, TECHNIQUES SEQUENCES, OR PROCEDURES OF CONSTRUCTION SELECTED BY THE CONTRACTOR.
- ALL EGRESS DOORS SHALL ALWAYS BE OPENABLE FROM THE INSIDE WITHOUT SPECIAL KNOWLEDGE OR A KEY.
- A MINIMUM OF 44" AISLES SHALL BE MAINTAINED THROUGHOUT.
- LOW HANGING SIGNS, LIGHTS, AND SIMILAR ITEMS SHALL NOT BE INSTALLED IN LINES OF EGRESS.
- THERMAL AND SOUND INSULATING MATERIALS, INCLUDING VAPOR BARRIERS, SHALL HAVE A FLAME SPREAD INDEX NOT MORE THAN 25 AND A SMOKE DEVELOPED INDEX NOT MORE THAN 450 WHEN TESTED IN ACCORDANCE WITH ASTM E84.

10. DO NOT SCALE THESE DRAWINGS. REPORT ANY OMISSIONS OR DISCREPANCIES TO THE ARCHITECT.



**LIFE SAFETY / OCCUPANCY PLAN**

SCALE: 1/8" = 1'-0"



- EXISTING 3-HR FIRE BARRIER
- EXISTING 1-HR FIRE BARRIER


**OCCUPANT COUNT**

	TABLES & CHAIRS 1,228 SF / 15 NET S.....82
	BOOTH SEATING 60 L.F. / 2 FT.....30
	KITCHEN 625 / 200 SF.....3
	EMPLOYEES.....8 1 MGR, 2 PERFORMERS, 2 BARTENDERS, 3 SERVERS
	INDOOR TOTAL.....123
	OUTDOOR SEATING 109 / 15 SF.....8
	<b>TOTAL OCCUPANTS.....131</b>

**Tenant Finish Alteration for:**  
**RED LEPRECHAUN**  
**22 W. FREEDOM WAY**  
**CINCINNATI, OH 45202**

REV. DATE CKD

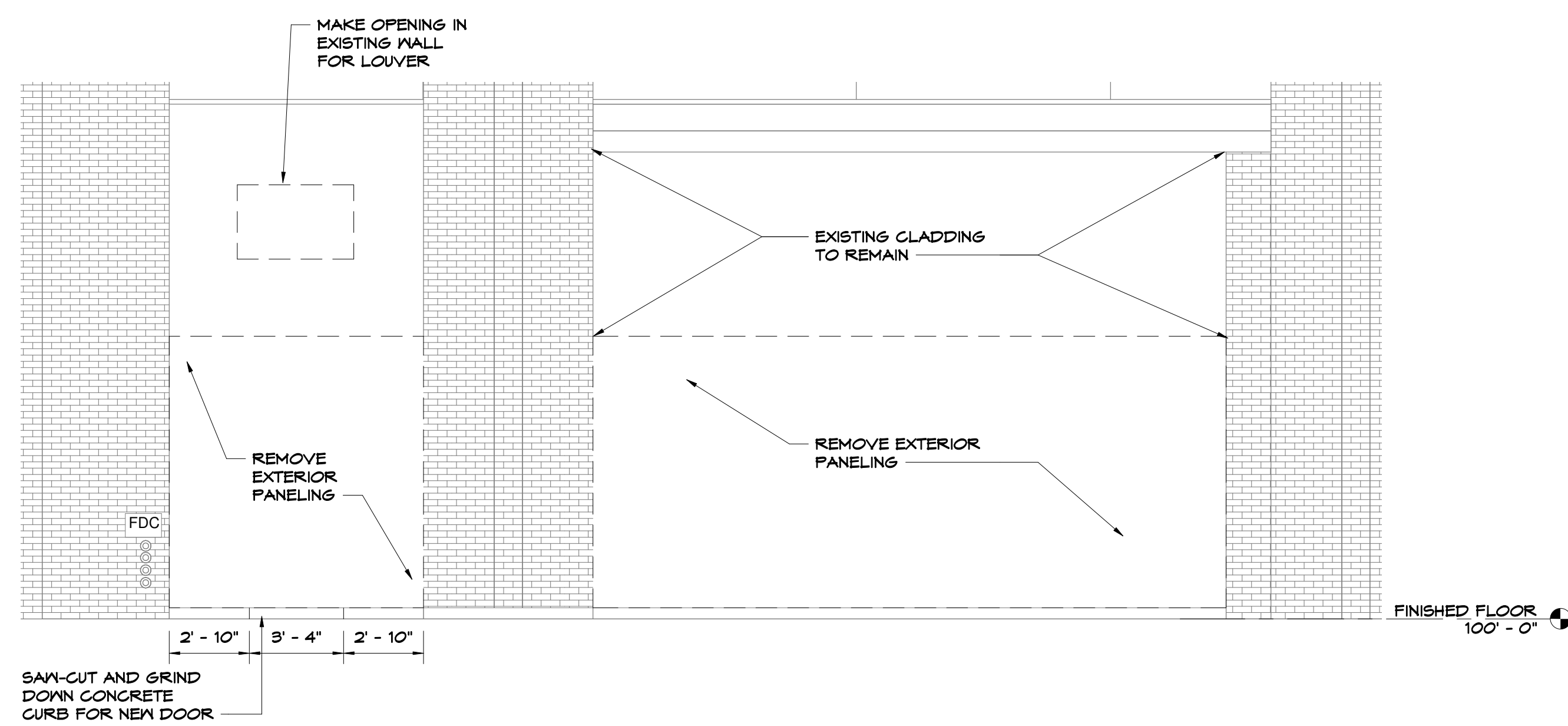
Drawn By:MR Checked By:MB



Date:10-18-22 Job No:22.134

# A0.1

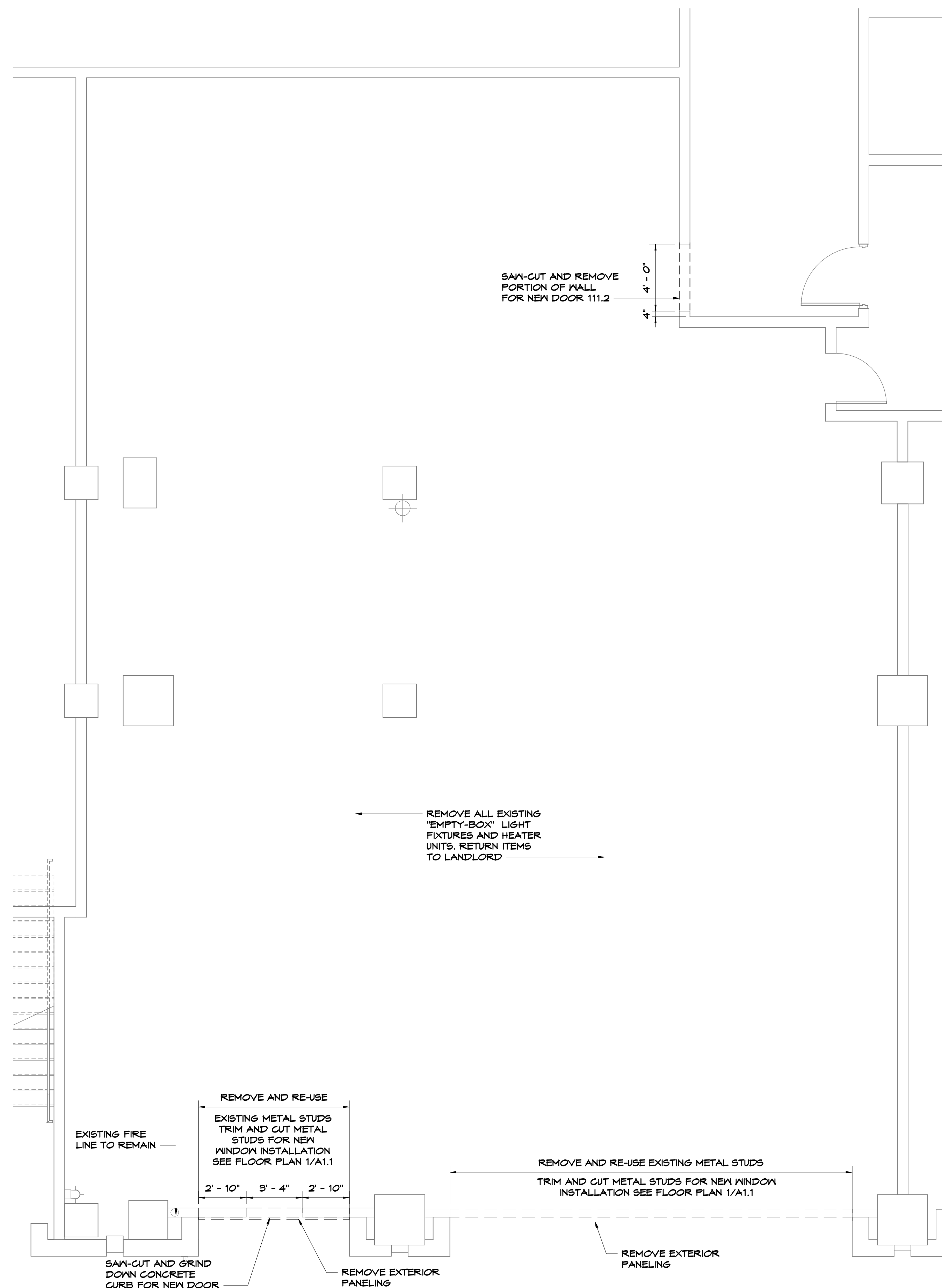




**DEMO ELEVATION**

SCALE: 1/4" = 1'-0"

2  
D1.1



**DEMO PLAN**

SCALE: 1/4" = 1'-0"


1  
D1.1



Tenant Finish Alteration for:  
**RED LEPRECHAUN**  
22 W. FREEDOM WAY  
CINCINNATI, OH 45202

REV. DATE CKD

Drawn By:MR Checked By:MB



Date:10-18-22 Job No:22.134

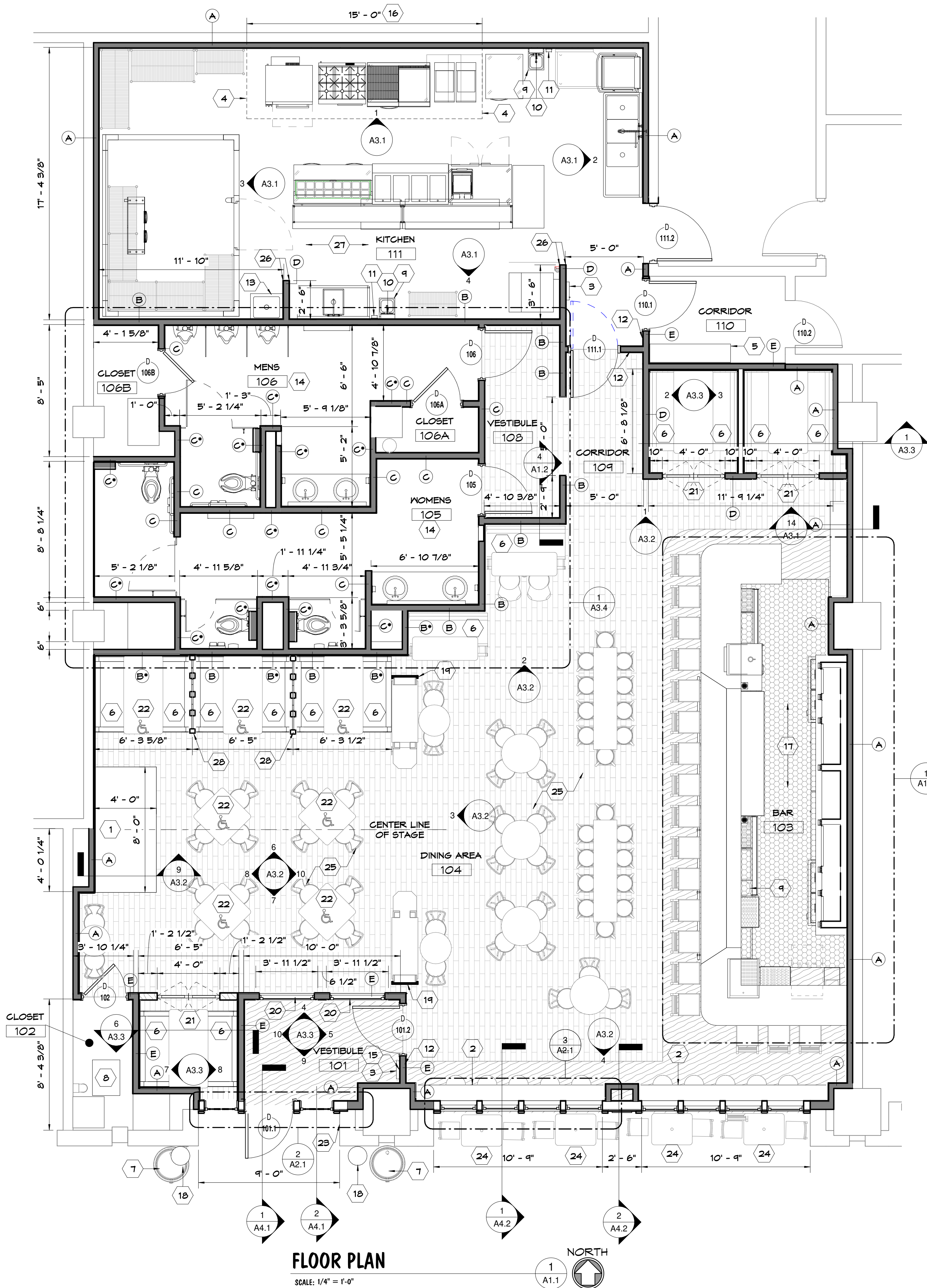
# D1.1

### GENERAL NOTES

- A. KITCHEN EQUIPMENT INSTALLATION SHALL BE COORDINATED WITH KITCHEN EQUIPMENT SUPPLIER AND MEP DRAWINGS.
- B. GENERAL CONTRACTOR TO FIELD LOCATE EXISTING BUILDING'S MAIN FIRE CONTROL PANEL FOR ANY CHANGES TO THE TENANT SPACE'S FIRE ALARMS AND SPRINKLER SYSTEM. MODIFICATIONS TO THE FIRE ALARM AND SPRINKLER SYSTEM SHALL BE PERFORMED BY A STATE OF OHIO LICENSED CONTRACTOR.
- C. REFER TO ID DRAWINGS FOR INTERIOR ELEVATIONS; MATERIAL FINISHES AND FURNITURE SPECIFICATIONS
- D. G.C. TO FIELD VERIFY LOCATION OF EXISTING KNOX BOX. PLACE KEY FOR TENANT SPACE INTO EXISTING KNOX BOX FOR USE BY FIRE DEPARTMENT PERSONNEL
- E. CBC 603.1 COMBUSTIBLE MATERIALS IN TYPE I CONSTRUCTION SHALL BE PERMITTED FOR:
  - MILLWORK SUCH AS DOORS, DOOR FRAMES, WINDOW SHASES AND FRAMES
  - INTERIOR WALL FINISHES
  - BLOCKING SUCH AS FOR HANDRAILS, MILLWORK, CABINETS AND WINDOW AND DOOR FRAMES

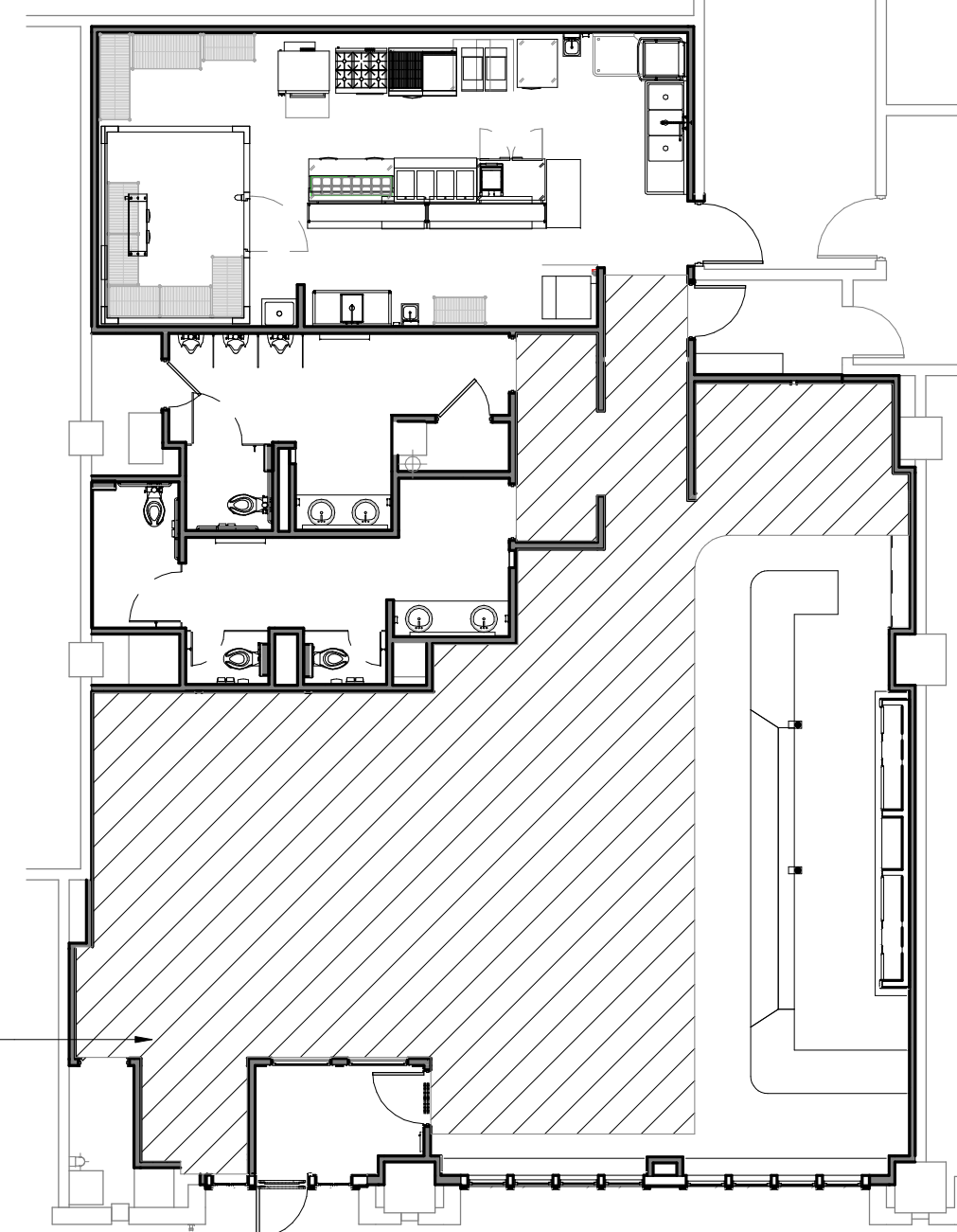
### KEY NOTES

1. STAGE SEE DETAIL 4/A3.2
2. 1'-0" WIDE DRINK RAIL SEE 1/A4.2 AND ID DRAWINGS FOR FINISHES
3. RECESSED FIRE EXTINGUISHER CABINET - B.O.D. J.L. INDUSTRIES AMBASSADOR1011 F10 AND 5-LB ABC EXTINGUISHERHOOD SYSTEM ABOVE.
4. KITCHEN HOOD ASSEMBLY ABOVE. COORDINATE HOOD OPERATIONS WITH MECHANICAL DRAWINGS
5. SODA DISTRIBUTION SYSTEM LOCATION
6. BOOTH SEATING SEE SHEET ID2 FOR FURNITURE COMPONENTS 36" TALL; 24" BELLY-WHISKEY BARREL PLANTER
7. INSTALL AV RACK CABINET; COORDINATE CABINET SIZE WITH AV VENDOR SEE ELECTRICAL FOR POWER TO AV RACK CABINET.
8. HAND SINK SEE PLUMBING DRAWINGS
9. WALL MOUNTED PAPER TOWEL DISPENSER - BASIS OF DESIGN BOBRICK B-262
10. WALL MOUNTED SOAP DISPENSER - BASIS OF DESIGN BOBRICK B-212
11. BRaille EXIT SIGN LOCATION - REFER TO DOOR HARDWARE NOTES FOR SIGN SPECIFICATIONS
12. MOP SINK AND CLEANING SHELF - SEE EQUIPMENT AND PLUMBING DRAWINGS
13. INSTALL FLOOR/WALL FLASHING (WATERPROOFING) TO RESTROOM FLOOR
14. TOTAL OCCUPANCY SIGNAGE. COORDINATE FINAL SIGN LOCATION WITH OWNER/ FIRE MARSHAL
15. STAINLESS STEEL PANELS ON WALL AT KITCHEN HOOD ASSEMBLY
16. RUBBER FLOOR MAT. INSTALL MATS INC. DECATHLON GRAY
17. 12"Ø BLACK; WALL MOUNTED PLANTER RING. SEE 2/A4.1 FOR MOUNTING HEIGHT
18. TENANT FURNISHED INTERIOR ARCHWAY ASSEMBLY - CENTER ARCHWAY ASSEMBLY ON CENTER OF STAGE - MILLWORK CONTRACTOR TO INSTALL 1X MILLWORK AT ENDS TO MATCH THE FINISH OF THE EXISTING ASSEMBLY
19. INTERIOR CUSTOM FIXED WINDOW WITH WOOD FRAME AND DECORATIVE, SPECIALIZED GLAZING. SEE 4/A3.3 AND ID DRAWINGS.
20. INSTALL 4'-0" WIDE SALOON STYLE DOOR
21. TABLE TOP AT 30" AFF TO ACCOMMODATE FOR ADA DINING SEATING (5% SEATING REQUIRES 1 ADA DINE-IN SEATING LOCATIONS)
22. HOSE BIB - SEE PLUMBING DRAWING
23. OUTDOOR TABLES AND CHAIRS - B.O.D. BEER GARDEN FOLDING CHAIR AND TABLE. REFER TO ID DRAWINGS FOR SPECS
24. PREP EXISTING CONCRETE FLOOR PRIOR TO INSTALLATION OF HARDWOOD FLOOR PLANKS. SEE 2/A1.1
25. INSTALL RESILANT VINYL CORNER GUARD TO 8'-0" AFF - BASIS OF DESIGN JOHNSONITE WHITE 1-1/2"x1-1/2"; FULLY ADHERED
26. PAINT KITCHEN FLOOR - B.O.D. PPG BREAK-THROUGH! SATIN WHITE V52-410
27. CUSTOM BENCH SEPARATOR-SEE 10/A3.2



**FLOOR PLAN**

SCALE: 1/4" = 1'-0"



- HATCHED AREA**
1. THOROUGHLY CLEAN EXISTING CONCRETE FLOOR
  2. FILL AND LEVEL ANY DEPRESSIONS OR HOLES IN CONCRETE
  3. APPLY TITEBOND 531+ LIQUID MEMBRANE MOISTURE BARRIER TO CONCRETE AT WOOD FLOOR LOCATION

**CONCRETE PREP PLAN**

SCALE: 3/32" = 1'-0"

**Tenant Finish Alteration for:**  
**RED LEPRECHAUN**  
**22 W. FREEDOM WAY**  
**CINCINNATI, OH 45202**

REV. DATE CKD

Drawn By:MR Checked By:MB



Date:10-18-22 Job No.:22.134

# A1.1

**GENERAL NOTES**

- A. SEE APPLICABLE ENGINEERING DRAWINGS FOR ADDITIONAL CEILING INFORMATION
- B. KITCHEN EQUIPMENT INSTALLATION SHALL BE COORDINATED WITH KITCHEN EQUIPMENT SUPPLIER
- C. REFER TO ID DRAWINGS FOR LIGHT FIXTURE SPECIFICATIONS AND MODEL NUMBERS. REFER TO ID DRAWINGS FOR LIGHT FIXTURE HEIGHTS
- D. NL - NIGHT LIGHT/ EMERGENCY EGRESS LIGHT ON BATTERY SUPPLY SEE ELECTRICAL DRAWINGS

**KEY NOTES**

- 1. PRE-FINISHED, PRE-FABRICATED, FABRIC AWNING ASSEMBLY ON PRE-FINISHED BLACK ALUMINUM FRAMING; AWNING ASSEMBLY PROVIDED BY AWNING SUPPLIER. AWNING FABRIC SHALL BE CLASS A AND HAVE A FLAME SPREAD INDEX OF LESS THAN 25 IN ACCORDANCE WITH ASTM E84
- 2. EXTERIOR LIGHT - BLACK MILLENNIUM RA512 FIXTURE WITH R6N24 GOOSNECK WALL MOUNT
- 3. 32" WALL MOUNT GAS LAMP-BEVOLO FRENCH QUARTER WITH LONDON TOP & BOTTOM
- 4. KITCHEN HOOD SYSTEM - SEE MECHANICAL DRAWINGS
- 5. GYPSUM CEILING ON 3-5/8" 20 GA. METAL JOISTS @ 16" O.C. TO SPAN IN DIRECTION OF ARROW SHOWN ON PLAN
- 6. A/V SPEAKER PROVIDED BY A/V CONTRACTOR INSTALLED BY GC WITH U-BRACKET. SEE 3/A1.2 FOR MOUNTING DETAIL
- 7. INSTALL 2X BLOCKING INTO CEILING FOR PARTITION PILASTER MOUNTING
- 8. INSTALL KITCHEN-USE CEILING TILES - BASIS OF DESIGN USG LAY-IN GYPSUM CEILING PANELS MODEL 3260 WITH DX/DXL WHITE GRID WOOFER LOCATION SET INTO WALL. REFER TO ELECTRICAL DRAWINGS AND DETAIL 4 & 5/A1.2
- 9. 6" WIDE, STAINED WPL1 SHELF AT TOP OF WAINSCOT
- 10. PAINT HVAC CEILING COMPONENT
- 11. SUSPENDED 2X2 LAY-IN CEILING ASSEMBLY WITH DECORATIVE TIN LAY-IN TILES. INSTALL USG DON DX 15/16" TEE GRID SYSTEM (SEE ID FINISH SCHEDULE TC1) SEE DETAIL 2/A1.2 FOR SOUND BATTS INSTALLATION ABOVE CEILING ASSEMBLY
- 12. NEON SIGN TO PLUG INTO POWER RECEPTACLE @ 6'-6" AFF
- 13. EXISTING EXTERIOR SOFFIT TO REMAIN - PAINT EX. PT-2
- 14. CEILING MOUNTED PROJECTOR
- 15. ELECTRIC PROJECTOR SCREEN
- 16. WALL MOUNTED TV. INSTALL BLOCKING IN WALL FOR TV WALL MOUNT
- 17. RECESSED CEILING SPEAKER PROVIDED BY A/V VENDOR
- 18. FIXED WOOD TRANSOM WINDOW - B.O.D. TRIMLINE CUSTOM WINDOW; TRUE-DIVIDED LITE GRILLES - 1"; CLEAR; INSULATED; DOUBLE PANE; LOW-E (PAINT EXTERIOR SIDE EX. PT-2)
- 19. EXTERIOR WALL MOUNTED SPEAKERS PROVIDED BY A/V VENDOR AND INSTALLED BY GC

Tenant Finish Alteration for:  
**RED LEPRECHAUN**  
22 W. FREEDOM WAY  
CINCINNATI, OH 45202

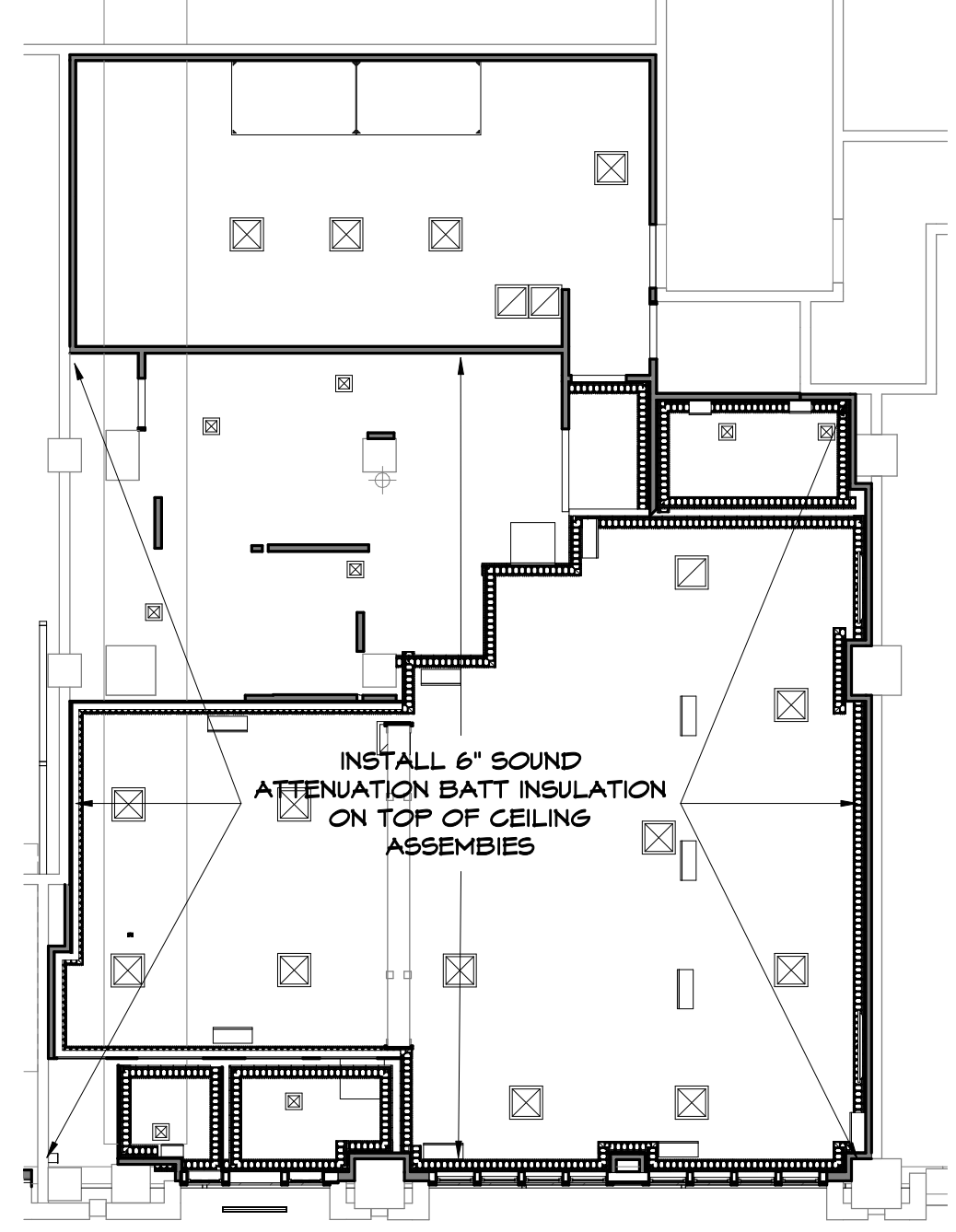
REV. DATE CKD

Drawn By:MR Checked By:MB



Date:10-18-22 Job No.:22.134

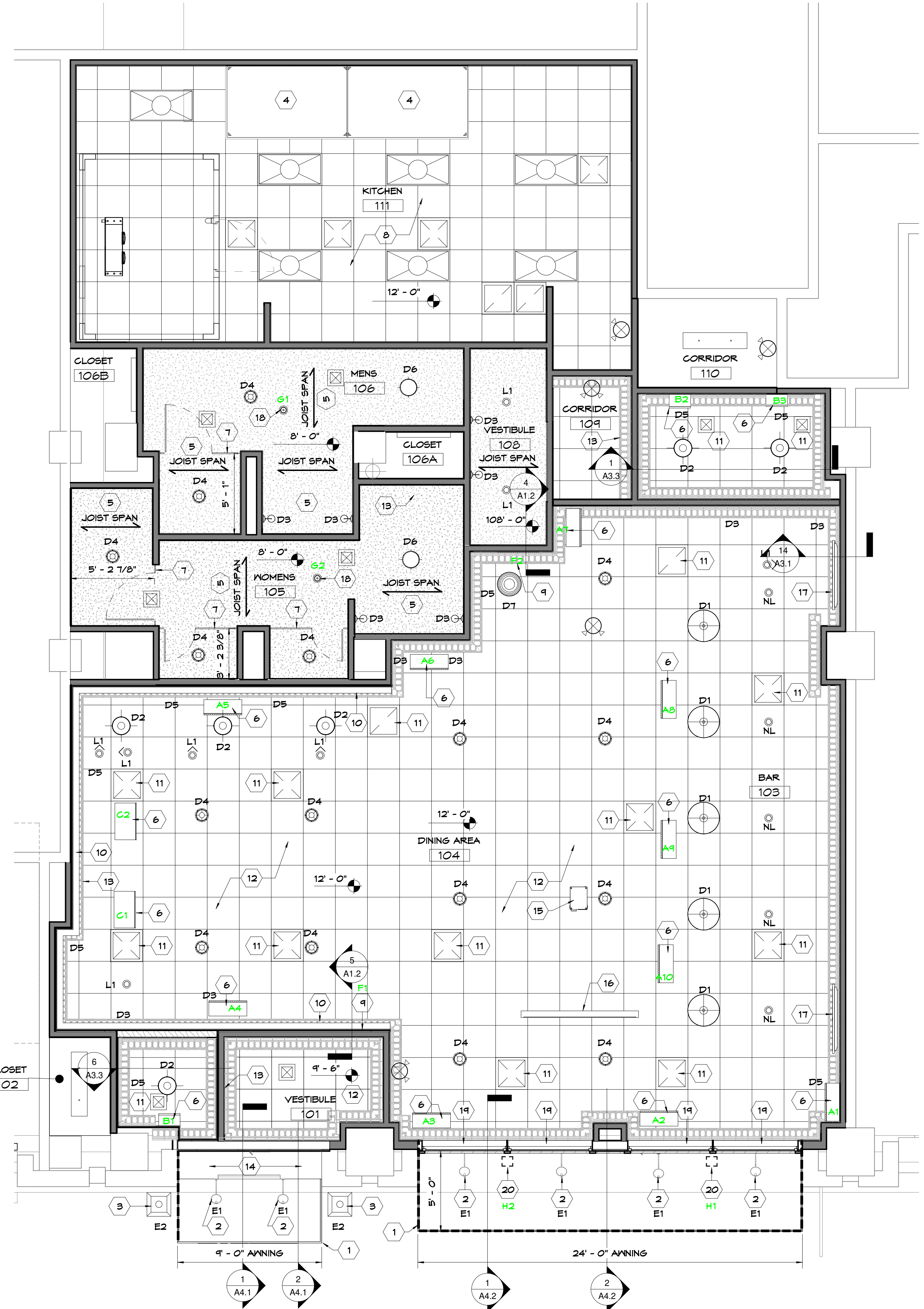
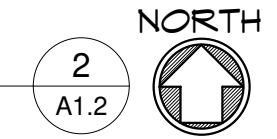
**A1.2**



6" SOUND ATTENUATION BATT - INSTALL ROCKWOOL SAFESOUND WITH A FLAME SPREAD INDEX = 0 SMOKE DEVELOPED INDEX = 0

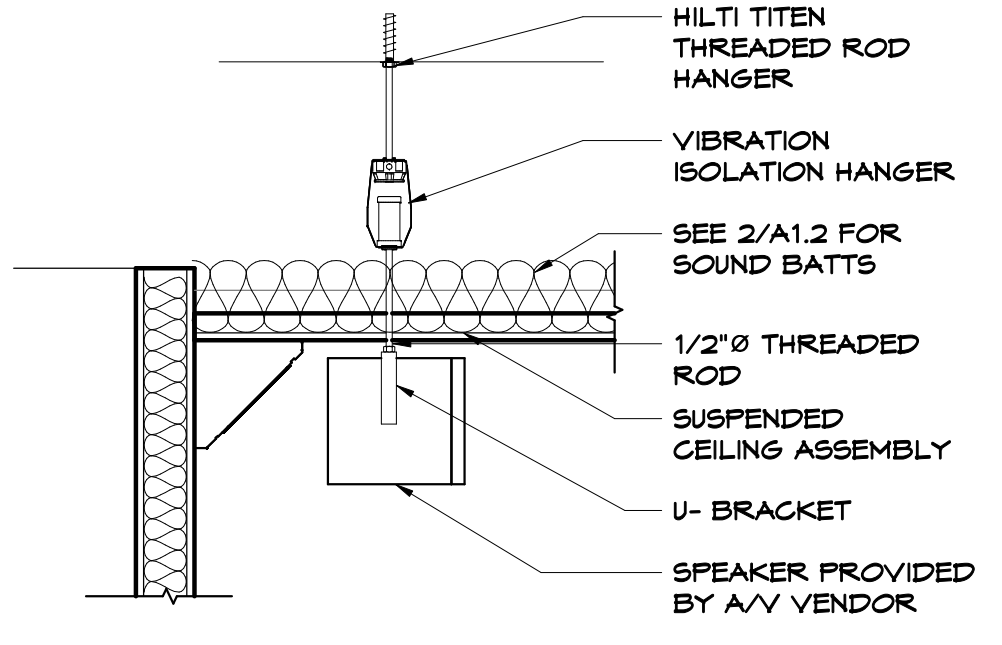

**ABOVE CEILING GRID**

SCALE: 3/32" = 1'-0"



**REFLECTED CEILING PLAN**

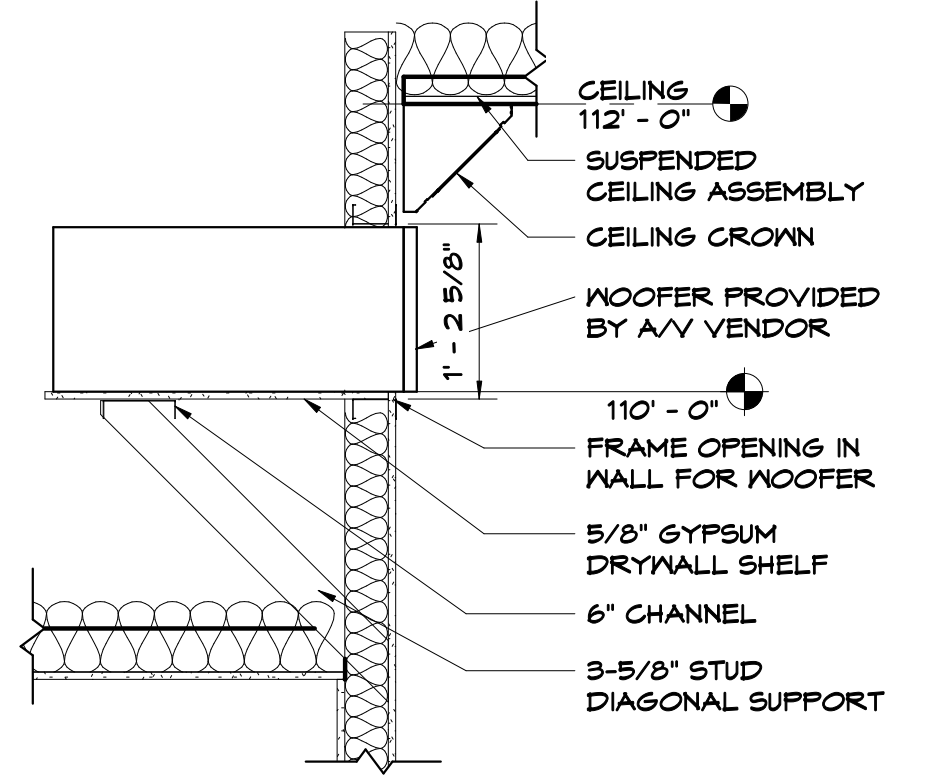
SCALE: 1/4" = 1'-0"



**SPEAKER MOUNTING**

SCALE: 3/4" = 1'-0"

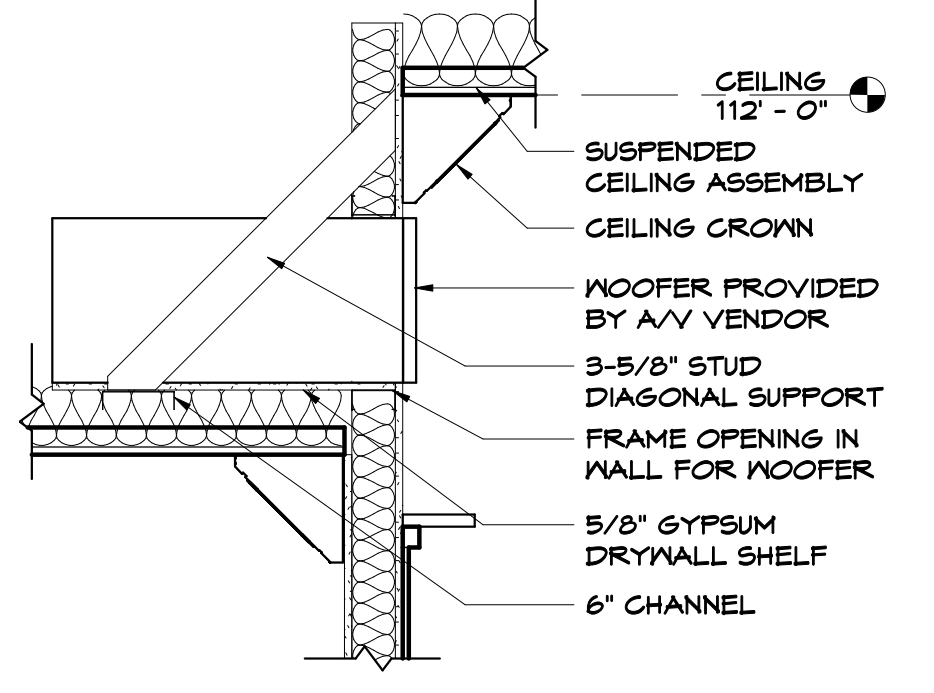
3  
A1.2



**RECESSED WOOFER DETAIL**

SCALE: 3/4" = 1'-0"

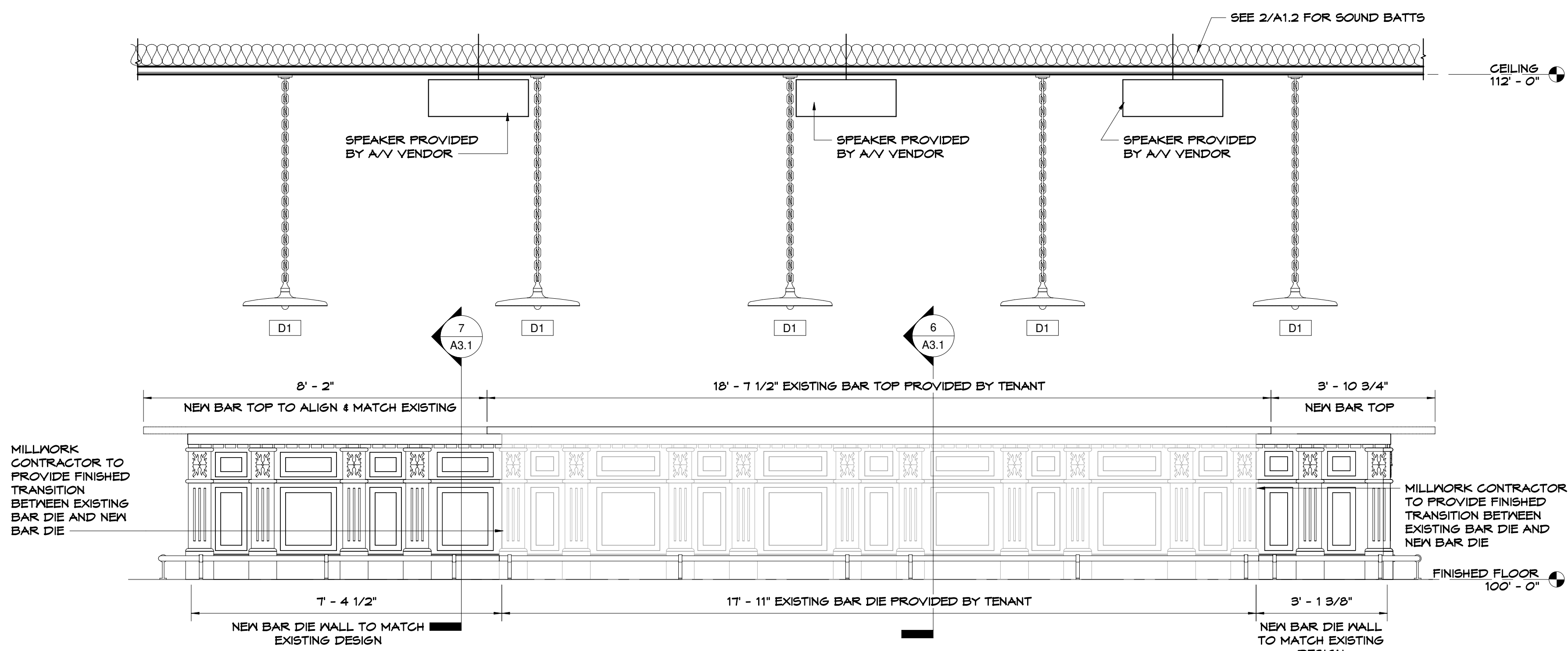
4  
A1.2



**RECESSED WOOFER DETAIL**

SCALE: 3/4" = 1'-0"

5  
A1.2

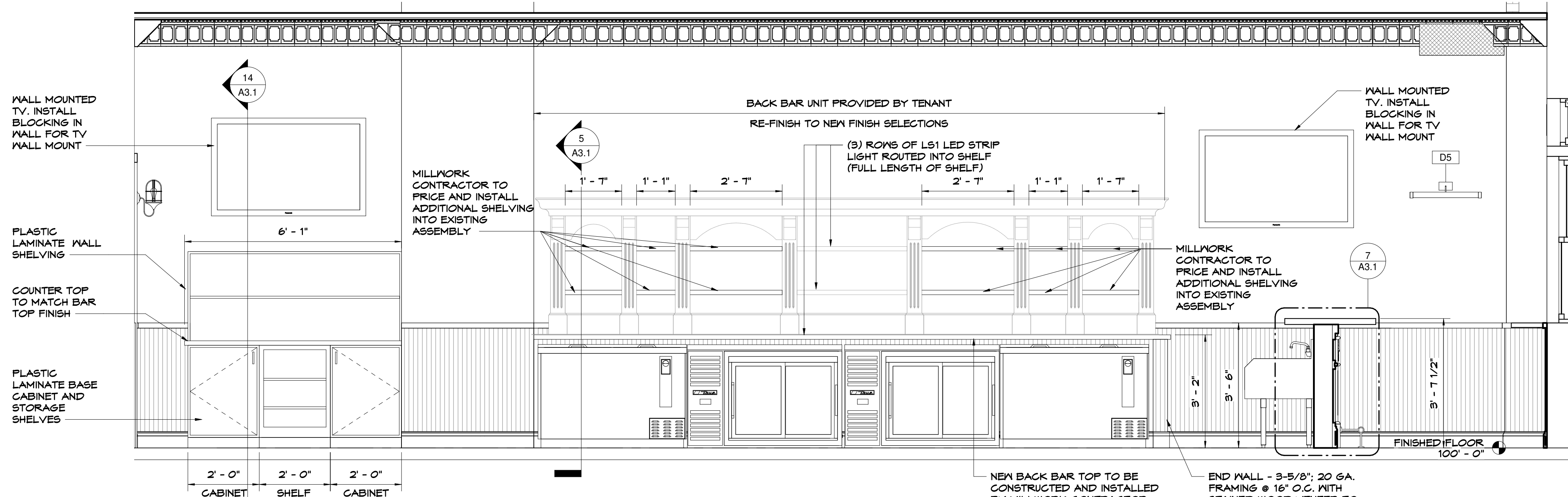


**BAR DIE - FRONT**

SCALE: 1/2" = 1'-0"

2  
A1.3

REFER TO ID SHEET FOR FINISH SCHEDULE

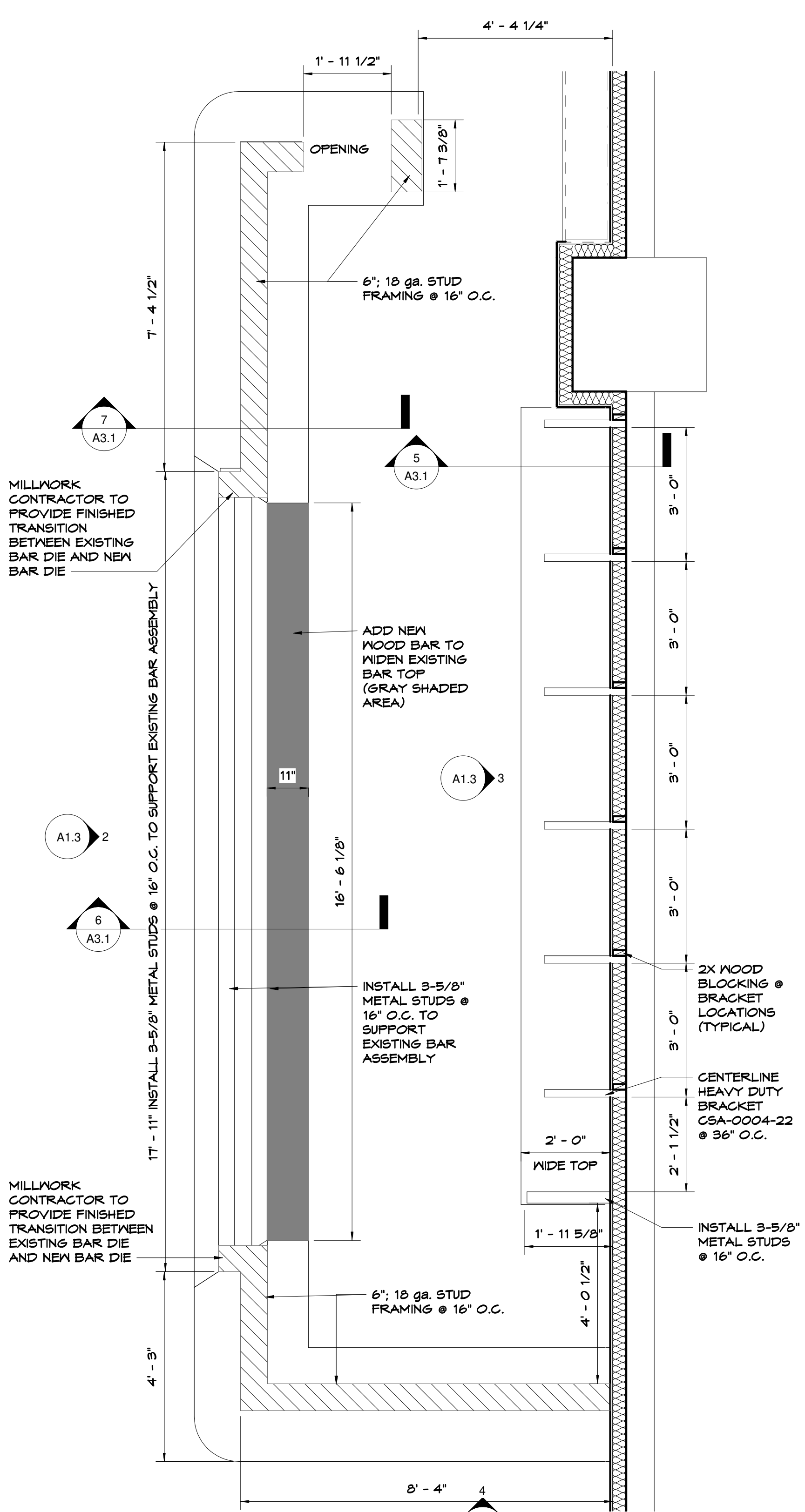


**BACK BAR ELEVATION**

SCALE: 1/2" = 1'-0"

3  
A1.3


REFER TO ID SHEET FOR FINISH SCHEDULE



**BAR PLAN**

SCALE: 1/2" = 1'-0"

MILLWORK CONTRACTOR TO PROVIDE FINISHED TRANSITION BETWEEN EXISTING BAR DIE AND NEW BAR DIE



**SIDE OF BAR - ELEVATION**


SCALE: 1/2" = 1'-0"

4  
A1.3

Tenant Finish Alteration for:  
**RED LEPRECHAUN**  
22 W. FREEDOM WAY  
CINCINNATI, OH 45202

REV. DATE CKD

Drawn By:MR Checked By:MB



Date:10-18-22 Job No.:22.134

**A1.3**

EXTERIOR LIGHT - BLACK MILLENNIUM RAS12 FIXTURE WITH R6N24 GOOSNECK WALL MOUNT (QTY. 2)

LOUVER SEE MECHANICAL DRAWINGS FOR SIZE. PAINT LOUVER EX. FT-1

PRE-ENGINEERED, PRE-FABRICATED, FABRIC AWNING ASSEMBLY ON POWDER-COATED BLACK ALUMINUM FRAMING  
 • AWNING ASSEMBLY IS A DELEGATED DESIGN. PROVIDE SHOP DRAWINGS TO BUILDING DEPARTMENT FOR REVIEW PRIOR TO INSTALLATION  
 • AWNING FABRIC-SUNBRELLA-BLACK; CLASS A; FLAME SPREAD INDEX LESS THAN 25 PER ASTM D4  
 • ATTACH AWNING TO BUILDING PER AWNING MANUFACTURER'S SPECIFICATIONS

32" WALL MOUNT GAS LAMP-BEVOLO FRENCH QUARTER WITH LONDON TOP & BOTTOM (QTY. 2)

B.O. LIGHT 108" - 9"

T.O. FLOWER POT 10T - 0 1/8"

12"Ø BLACK WALL MOUNTED PLANTER RING (QTY. 2)

SIGN TO REMAIN

36" TALL; 24" BELLY- WHISKEY BARREL PLANTER (QTY. 2)

PAINTED BASE-1  
 PAINTED TRM-1  
 3/4" PAINTED MARINE GRADE PLYWOOD VENEER

PLANTER BOXES (QTY:3) MOUNTED TO WALL WITH 4 HEAVY DUTY BRACKETS  
 • PLANTER BOX-B.O.D. HOOKS & LATTICE 60" MODERN BLACK BOX SKU-CM-MD2-60 BLK  
 • BRACKETS - B.O.D. HOOKS & LATTICE 8" SHELF BRACKET SKU -410B-8 6' - 0 5/8"

EXTERIOR LIGHT - BLACK MILLENNIUM RAS12 FIXTURE WITH R6N24 GOOSNECK WALL MOUNT (QTY. 4)

FLAG OF IRELAND - INSTALL WALL HEAVY-DUTY BLACK WALL MOUNT

B.O. SIGNS 112" - 4"

FIXED WOOD TRANSOM WINDOW-B.O.D. TRIMLINE CUSTOM WINDOW; TRUE-DIVIDED LITE GRILLES - 1"; CLEAR; INSULATED; DOUBLE PANE; LOW-E (QTY: 4)

B.O. AWNING 108" - 9"

108" - 0 3/4"

CUSTOM MANUFACTURED SINGLE HUNG WINDOW ASSEMBLY WITH 9X9; TRUE-DIVIDED LITE WINDOW PANE SASH B.O.D TRIMLINE CUSTOM WINDOWS SEE 8/A2.1

WINDOW SILL 103" - 7 1/4"

FINISHED FLOOR 100" - 0"

3/4" PAINTED MARINE GRADE PLYWOOD VENEER

PAINTED TRM-1

PAINTED BASE-1

**EXTERIOR PAINT LEGEND**

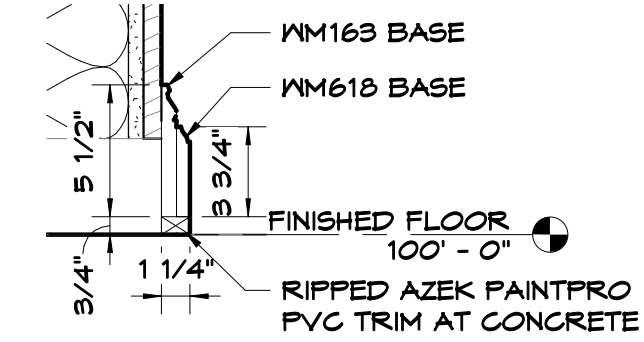
- EX-PT-1 - TRUE BLACK - HIGH GLOSS
- EX-PT-2 - POSITIVE RED SW6871 HIGH GLOSS

CONTRACTOR TO PROVIDE MOCK-UP SECTION FOR OWNER APPROVAL BEFORE CONTINUING WITH REMAINDER OF EXTERIOR FINISHES



**TRM-1 DETAIL**  
 SCALE: 3" = 1'-0"  
 5 A2.1

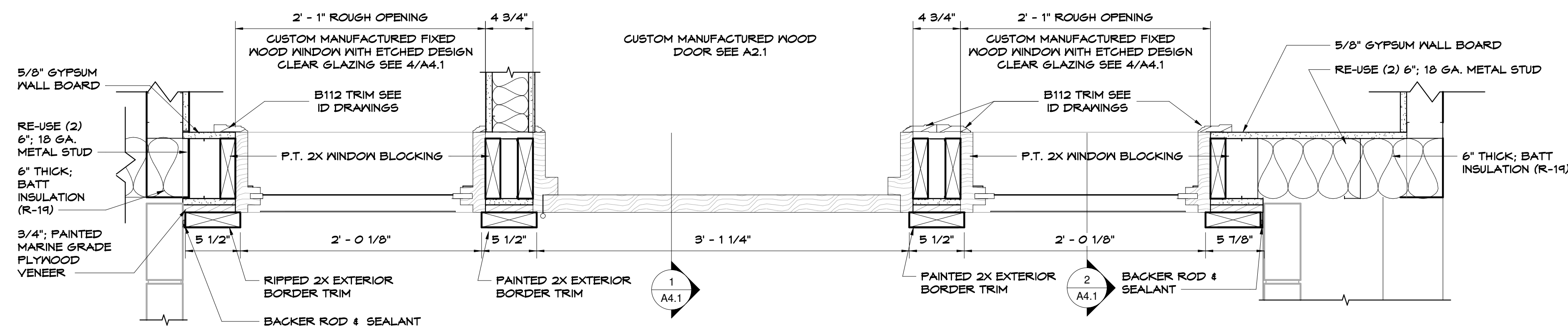
**LL FLOORING.COM PROFILE NUMBERS**



**BASE-1 DETAIL**  
 SCALE: 1 1/2" = 1'-0"  
 4 A2.1

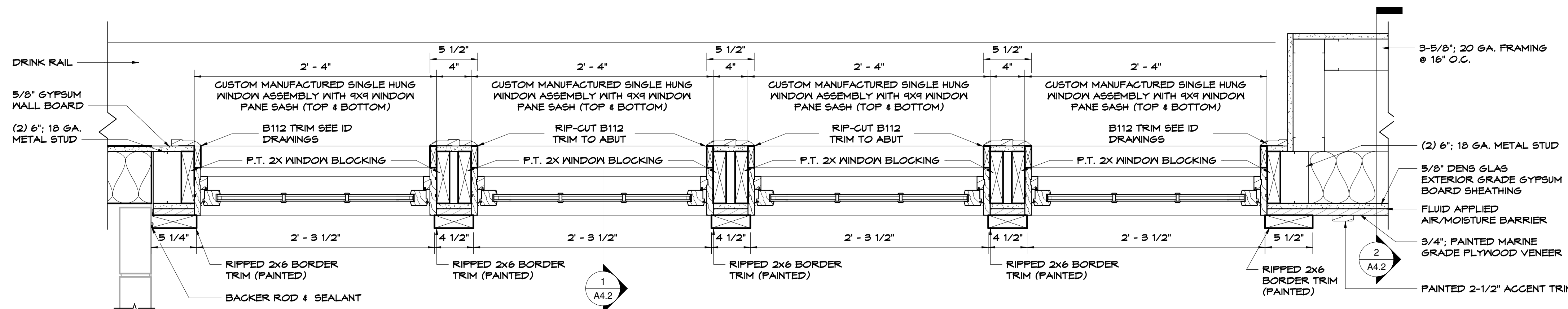
**SOUTH ELEVATION**

SCALE: 3/8" = 1'-0"  
 1 A2.1



**ENTRY DOOR PLAN**

SCALE: 1 1/2" = 1'-0"  
 2 A2.1



**WINDOWS ENLARGED PLAN**

SCALE: 1 1/2" = 1'-0"  
 3 A2.1



CUSTOM MANUFACTURED SINGLE HUNG WINDOW ASSEMBLY WITH 9X9, TRUE-DIVIDED LITE WINDOW PANE SASH B.O.D TRIMLINE CUSTOM WINDOWS

**SINGLE HUNG WINDOW**


SCALE: 1" = 1'-0"  
 6 A2.1

**SHEET CONTENTS:**  
 ELEVATIONS

Tenant Finish Alteration for:  
**RED LEPRECHAUN**  
 22 W. FREEDOM WAY  
 CINCINNATI, OH 45202

REV. DATE CKD

Drawn By:MR Checked By:MB



Date:10-18-22 Job No:22.134

**A2.1**

DOOR SCHEDULE															
DOOR #	DOORS						FRAMES			HEAD DET.	JAMB DET.	SILL DET.	HARDWARE SET	FIRE RATING	NOTES
	WIDTH	HEIGHT	THICKNESS	ELEV.	MATERIAL	FINISH	F/WIDTH	F/HEIGHT	F/ELEV.						
101.1	3'-0"	8'-0"	2"	3/A4.1	SGND	PAINT	3'-4"	8'-2"	F1	HM	PAINT	1/A4.1	1		
101.2	3'-0"	T-0"	1 3/4"	D2	WD/ GL	PAINT	3'-4"	T-2"	F1	HM	PAINT	10/A3.1	2		
102	2'-8"	T-0"	1 3/4"	D1	SGND	PAINT	3'-0"	T-2"	F1	HM	PAINT	10/A3.1	3		
105	3'-0"	T-0"	1 3/4"	D4	WD/ GL	PAINT	3'-4"	T-2"	F1	HM	PAINT	10/A3.1	2		
106	3'-0"	T-0"	1 3/4"	D4	WD/ GL	PAINT	3'-4"	T-2"	F1	HM	PAINT	10/A3.1	2		
106A	3'-0"	T-0"	1 3/4"	D1	SGND	PAINT	3'-4"	T-2"	F1	HM	PAINT	10/A3.1	3		
106B	2'-8"	T-0"	1 3/4"	D1	SGND	PAINT	3'-0"	T-2"	F1	HM	PAINT	10/A3.1	3		
110.1	3'-0"	T-0"	1 3/4"	D1	SGND	PAINT	3'-4"	T-2"	F1	HM	PAINT	10/A3.1	5		
110.2	3'-0"	T-0"	1 3/4"	-	-	-	-	-	-	-	-	-	4		4
111.1	3'-0"	T-0"	1 3/4"	D3	WD/ GL	LAMINATE	3'-4"	T-2"	F2	HM	PAINT	10/A3.1	-		5
111.2	3'-6"	T-0"	1 3/4"	D1	HM	PAINT	3'-10"	T-2"	F3	HM	PAINT	12/A3.1	5A		3-HR

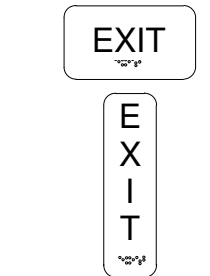
**DOOR NOTES**

- NOTES:**
- ALL HARDWARE SHALL COMPLY WITH ADA REQUIREMENTS. LEVER-OPERATED MECHANISMS, FULL-TYPE MECHANISMS, AND U-SHAPED HANDLES ARE ACCEPTABLE DESIGNS.
  - ALL EGRESS DOORS SHALL BE OPENABLE WITHOUT SPECIAL KNOWLEDGE OR THE USE OF A KEY.
  - RESTROOM SIGN SHALL COMPLY W/ ANSI ICC A117.1-2004 CHARACTER HGT. 5/8" BRAILLE 1/2" FROM RAISED CHARACTERS OR SYMBOLS LOCATE 48" AFF MIN. AND 60" AFF MAX. AT ADJACENT MALL PROVIDE PICTOGRAMS AND CHARACTERS AS APPROPRIATE. RAISED SYMBOLS AND CHARACTERS MINIMUM 1/32" ABOVE BACKGROUND
  - EXISTING DOOR AND FRAME TO REMAIN
  - HEAD AND JAMB DETAIL 10/A3.1 ARE FOR CUSTOMER SIDE OF DOOR B.O.D. ELIASON CORP ENG-1; LAMINATE; STANDARD WINDOW; 8" SCUFF PLATE AND ELIASON FLUSH HOLLOW METAL FRAME
  - HOLLOW METAL DOOR FRAMES IN NEW PARTITIONS SHALL BE WELDED
  - INTERIOR DOOR SHALL BE SOLID OAK VENEER (SOV)

REFER TO ID DRAWINGS FOR SIGNAGE COLOR

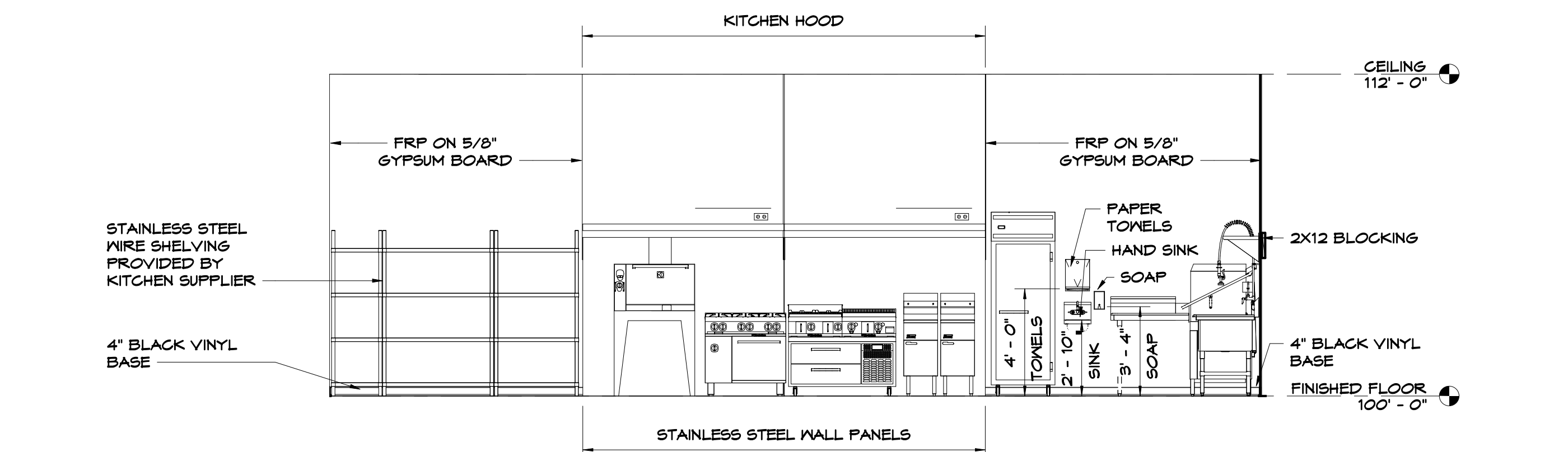


BRAILLE EXIT SIGNS

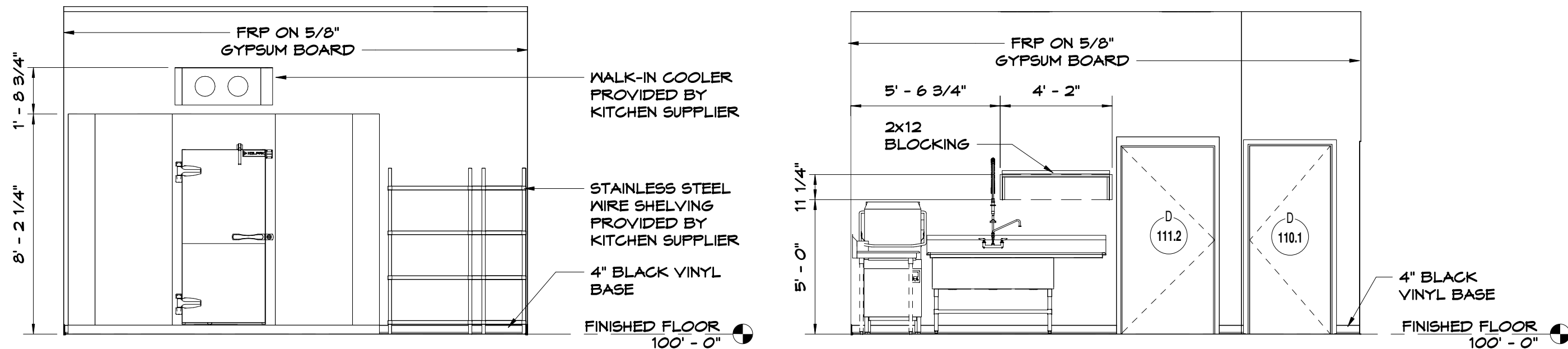


**DOOR HARDWARE SETS**

- SET 1:**  
(1) CONT. HINGE (BLACK) (A240HD)  
(1) CYLINDER (BLACK)  
(1) EXIT DEVICE (PANIC BAR) CYLINDER DOG-DOWN (BLACK) (6100 SERIES)  
(1) CLOSER W/ HOLD OPEN (BLACK) HAGER 5100 SERIES  
(1) ADA THRESHOLD HAGER 4125  
(1) SWEEP HAGER T505  
(1) WEATHER STRIP SET HAGER 890  
(1) FULL HANDLE - EMTEK NORMANDY PULL (76031FB5) <https://emtek.com/door-pulls/wrought-steel-normandy-pull>
- SET 2: POLISHED BRASS OR EQUAL (3) HINGES**  
(1) FULL HANDLE  
(1) PUSH PAD  
(1) CLOSER  
W/ HOLD OPEN  
(1) MALL STOP  
(2) KICK PLATE  
(1) FOOT PULL
- SET 3: POLISHED BRASS OR EQUAL (3) HINGES**  
(1) STOREROOM LOCKSET  
(1) MALL STOP  
(1) KICK PLATE
- SET 4: INSTALL EXIT DEVICE ON EGRESS SIDE OF DOOR**
- SET 5:**  
(3) HINGES  
(1) EGRESS SIDE - EXIT DEVICE NON EGRESS SIDE - STOREROOM LOCKSET  
(1) CLOSER  
(1) KICK PLATE
- SET 5A:**  
(3) HINGES  
(1) EGRESS SIDE -EXIT DEVICE NON EGRESS SIDE - STOREROOM LOCKSET  
(1) CLOSER  
(1) WEATHER STRIPING  
(1) SWEEP

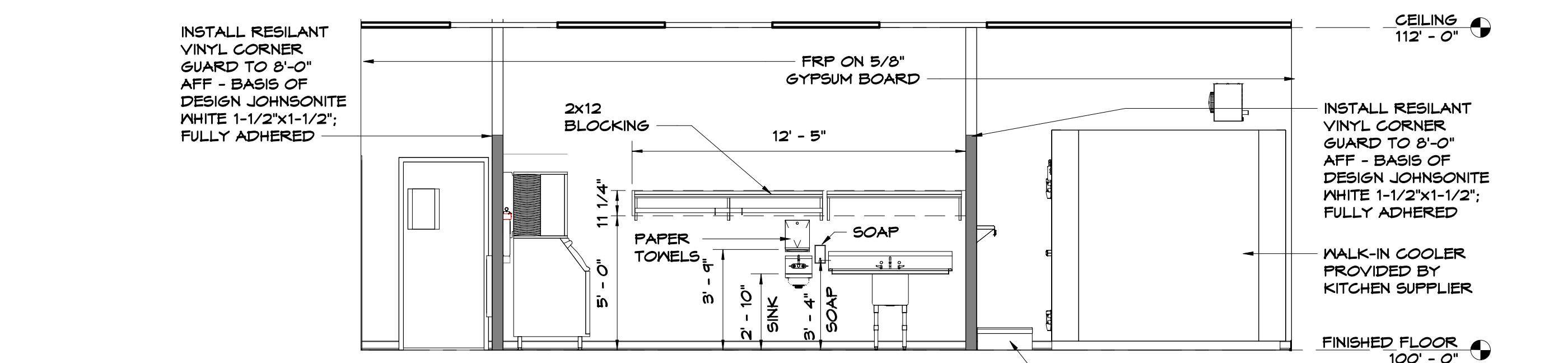


**KITCHEN-NORTH WALL**  
SCALE: 1/4" = 1'-0"

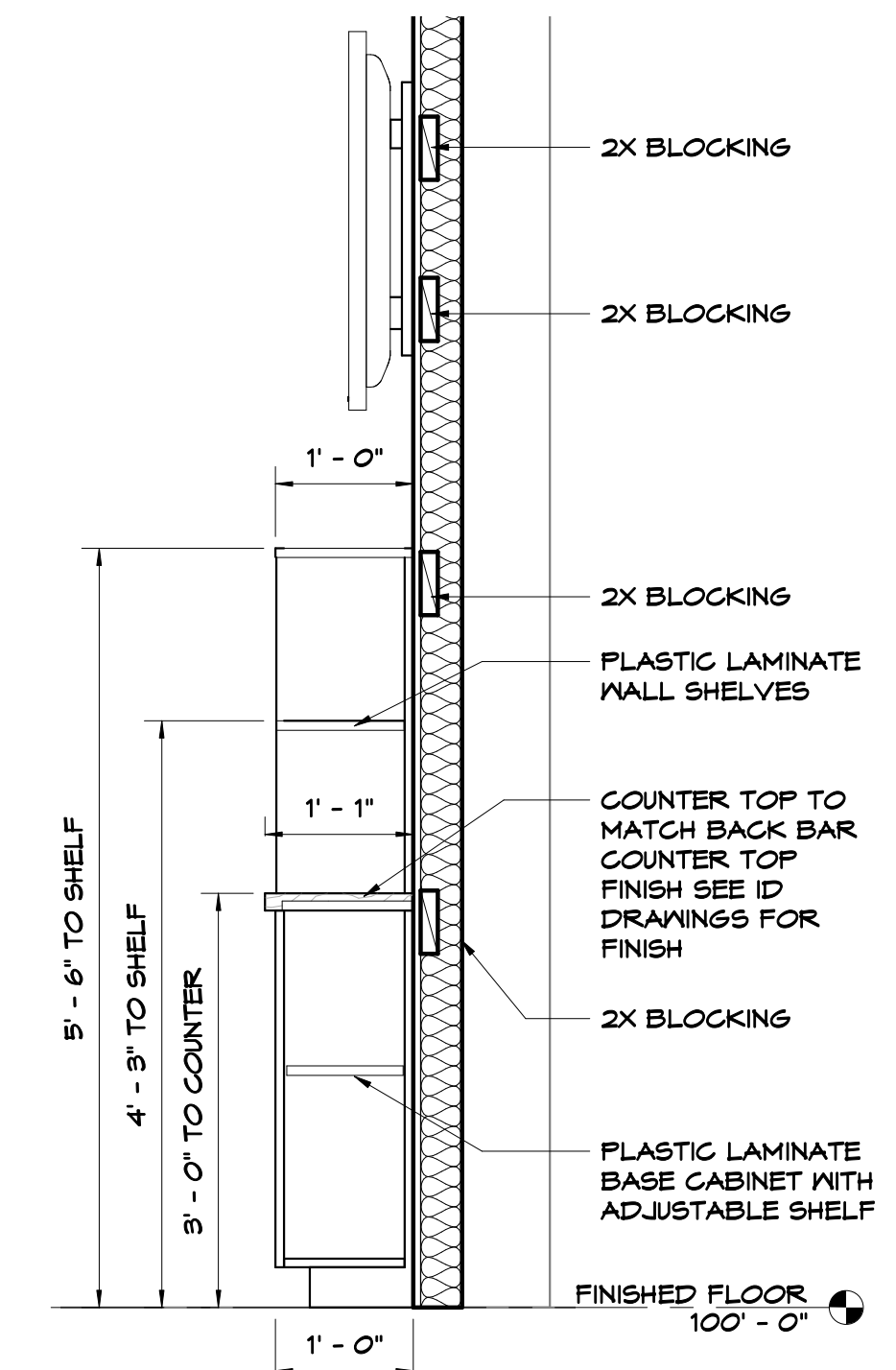


**KITCHEN - WEST WALL**  
SCALE: 1/4" = 1'-0"

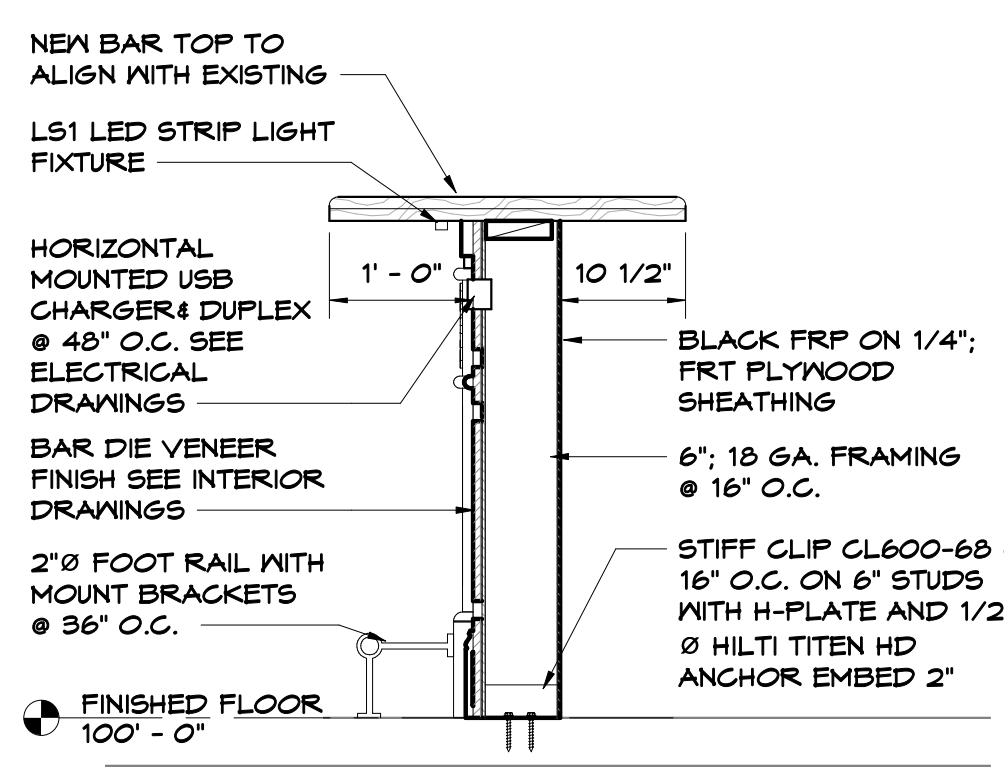
**KITCHEN-EAST WALL**  
SCALE: 1/4" = 1'-0"



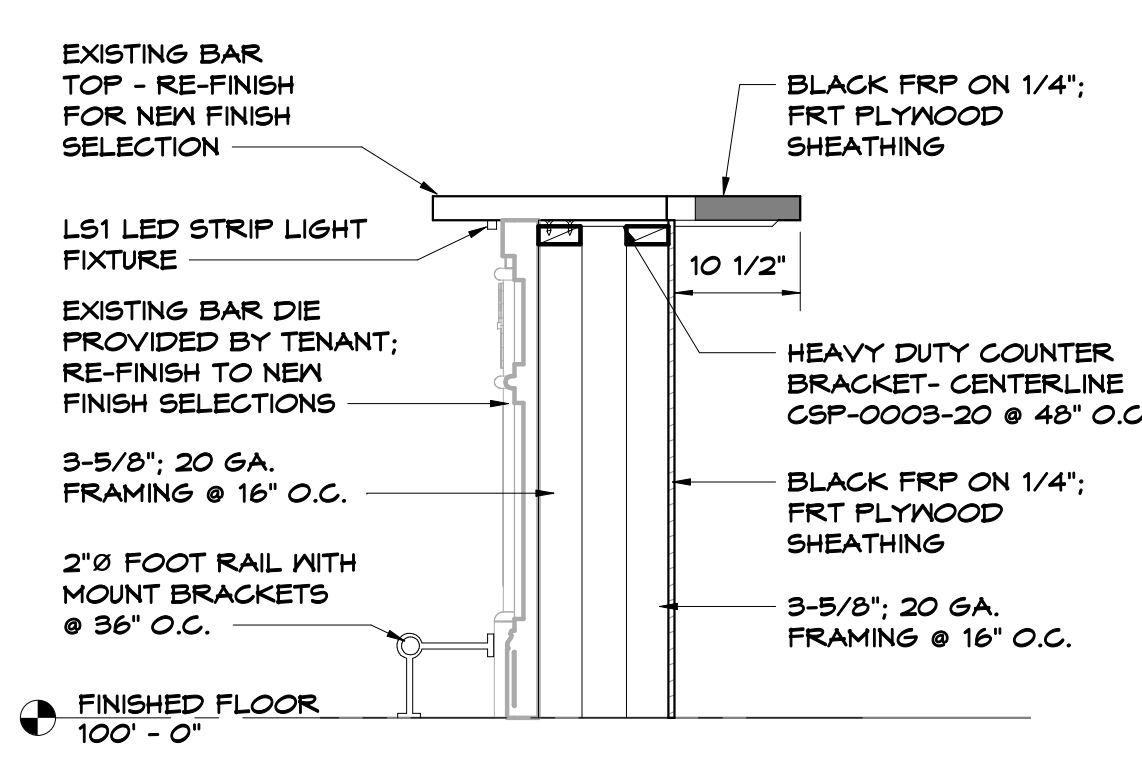
**KITCHEN-SOUTH WALL**  
SCALE: 1/4" = 1'-0"



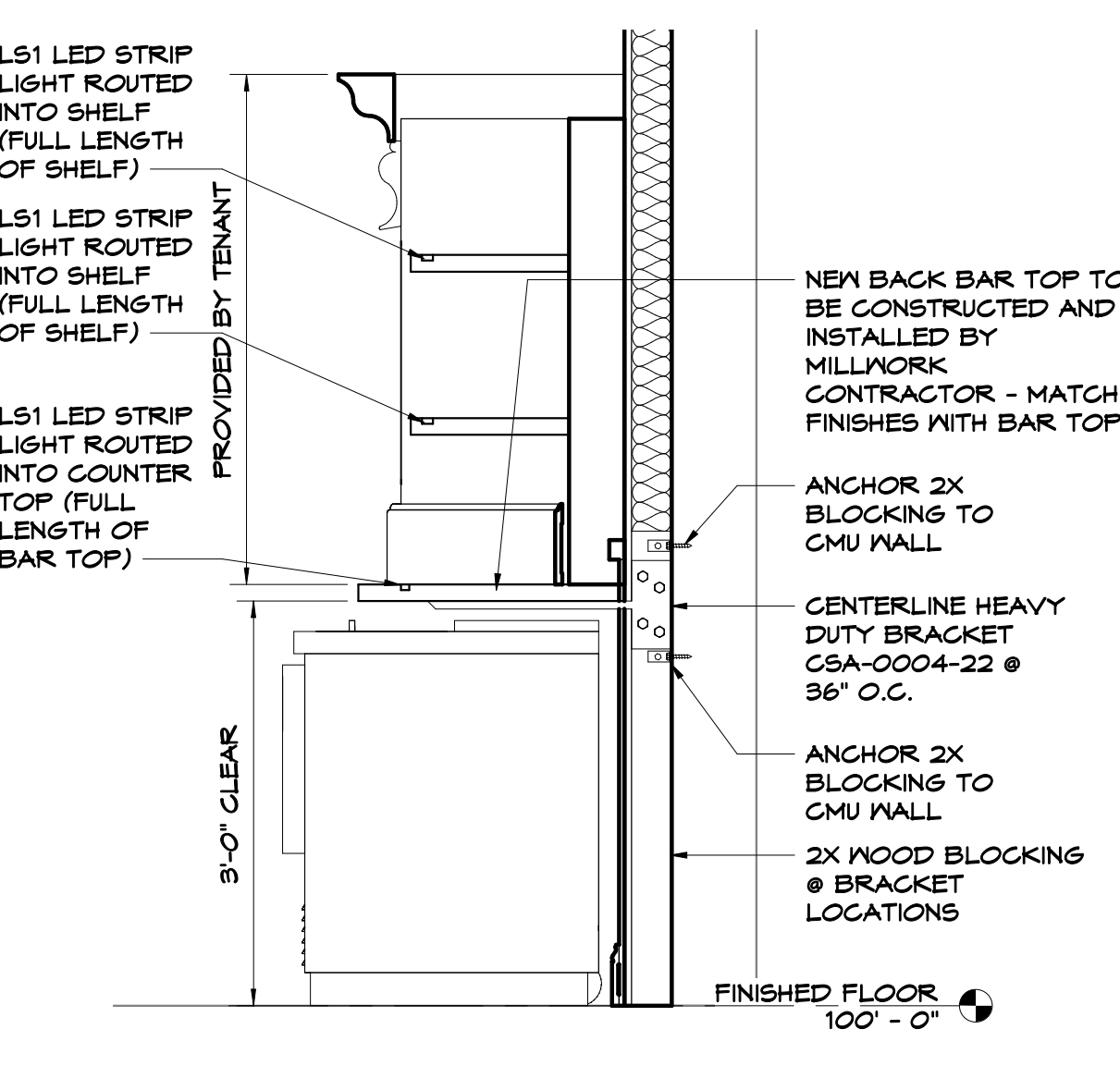
**WAIT STATION SECTION**  
SCALE: 3/4" = 1'-0"



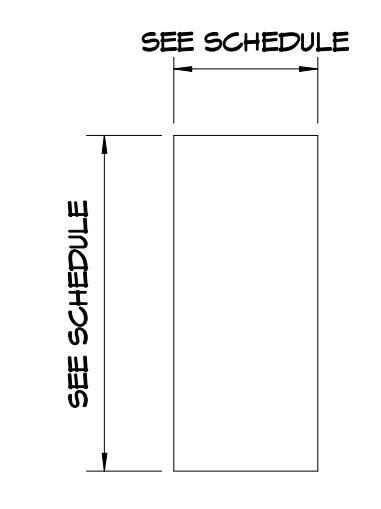
**BAR DIE @ NEW**  
SCALE: 3/4" = 1'-0"



**BAR DIE @ EXISTING BAR**  
SCALE: 3/4" = 1'-0"



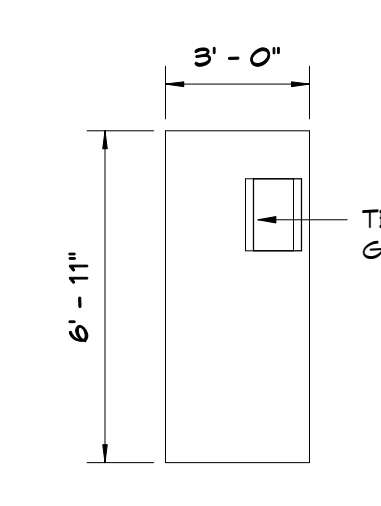
**BACK BAR SECTION**  
SCALE: 3/4" = 1'-0"



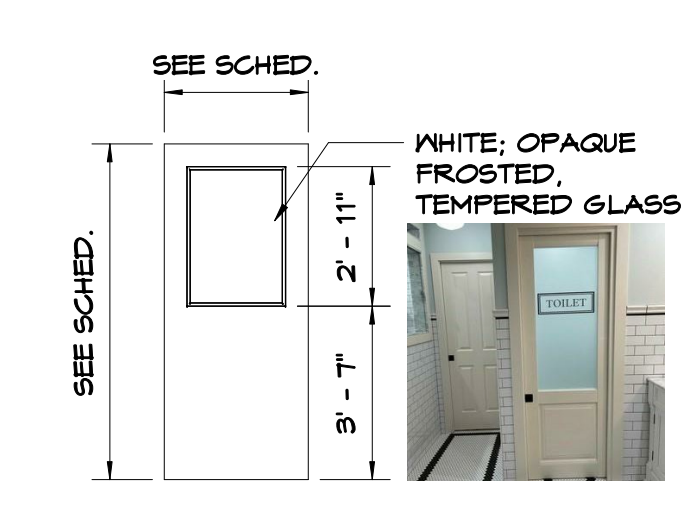
**DOOR D1**  
SCALE: 1/4" = 1'-0"



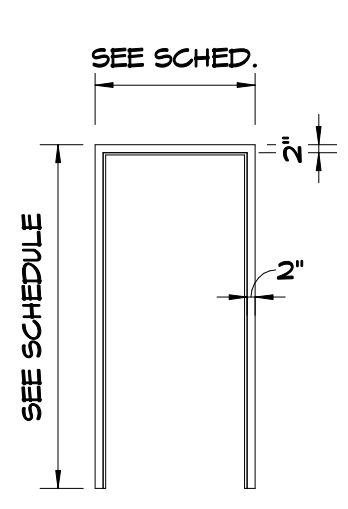
**DOOR D2**  
SCALE: 1/4" = 1'-0"



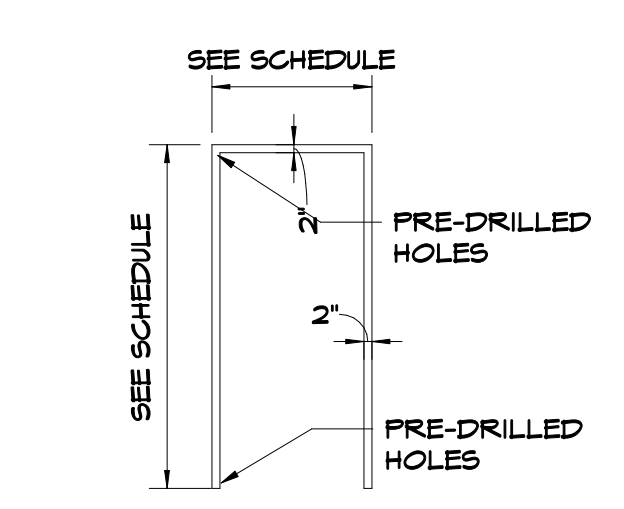
**DOOR D3**  
SCALE: 1/4" = 1'-0"



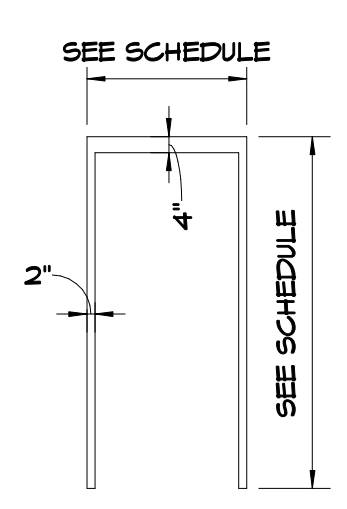
**DOOR D4**  
SCALE: 1/4" = 1'-0"



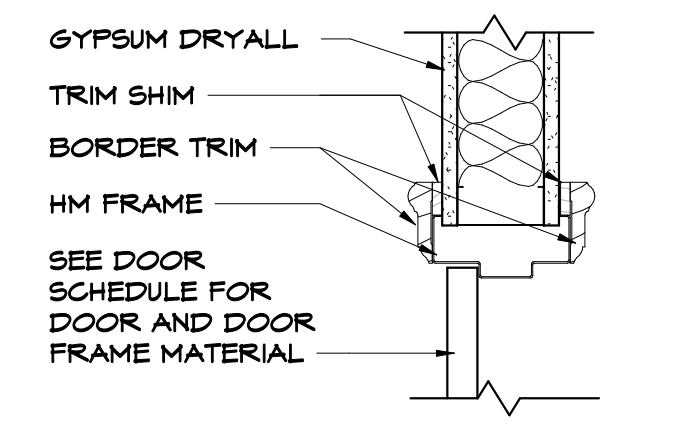
**FRAME F1**  
SCALE: 1/4" = 1'-0"



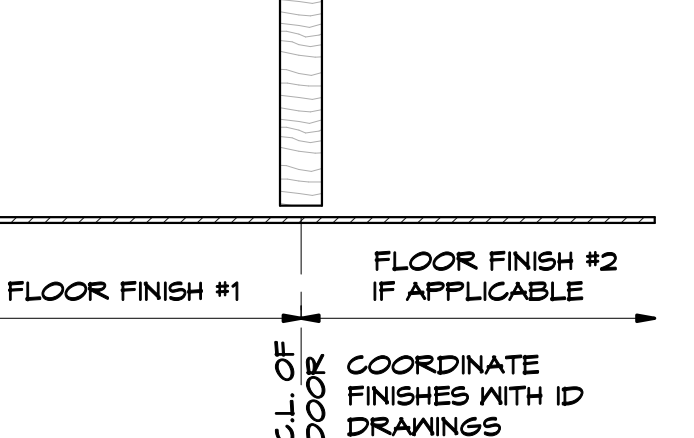
**FRAME F2**  
SCALE: 1/4" = 1'-0"



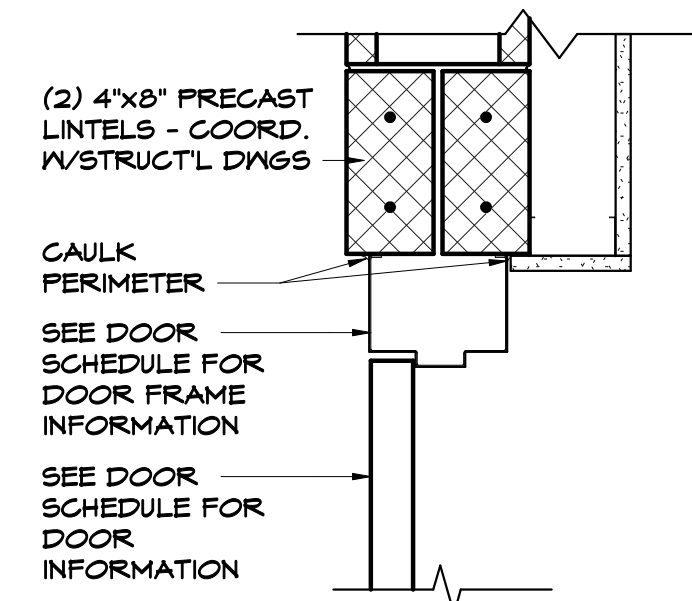
**FRAME F3**  
SCALE: 1/4" = 1'-0"



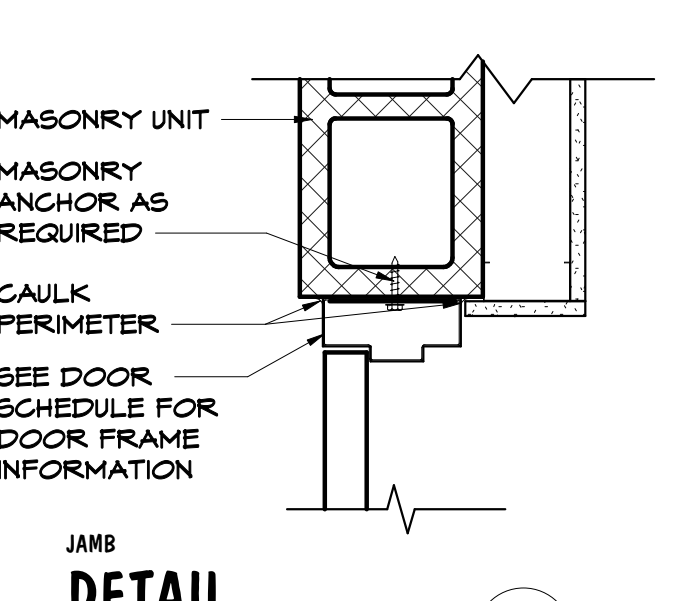
**HEAD/JAMB DETAIL**  
SCALE: 1 1/2" = 1'-0"



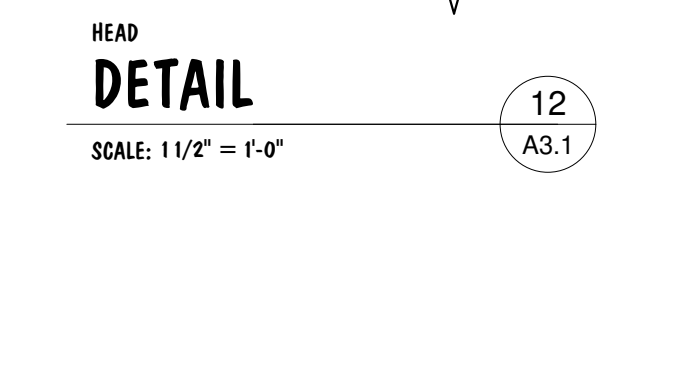
**SILL DETAIL**  
SCALE: 1 1/2" = 1'-0"



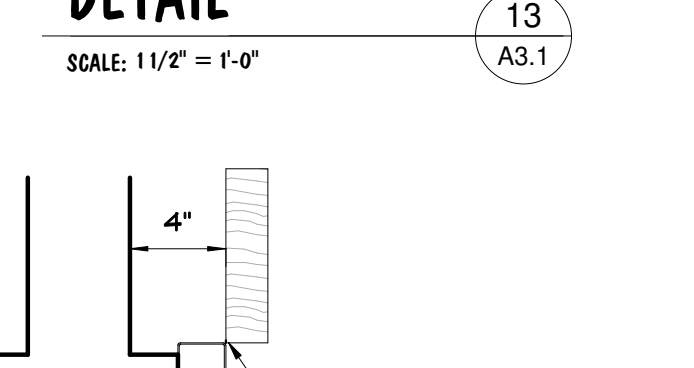
**CAULK PERIMETER DETAIL**  
SCALE: 1 1/2" = 1'-0"



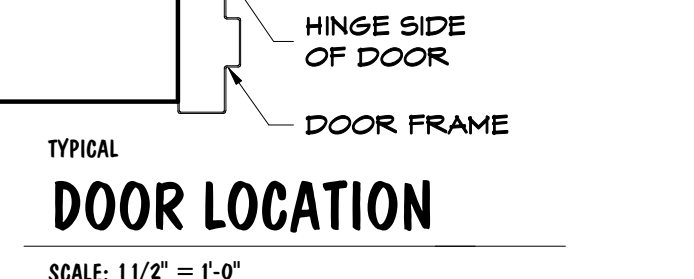
**MASONRY UNIT DETAIL**  
SCALE: 1 1/2" = 1'-0"



**HEAD DETAIL**  
SCALE: 1 1/2" = 1'-0"



**JAMB DETAIL**  
SCALE: 1 1/2" = 1'-0"




**TYPICAL DOOR LOCATION**  
SCALE: 1 1/2" = 1'-0"

Tenant Finish Alteration for:  
**RED LEPRECHAUN**  
22 W. FREEDOM WAY  
CINCINNATI, OH 45202

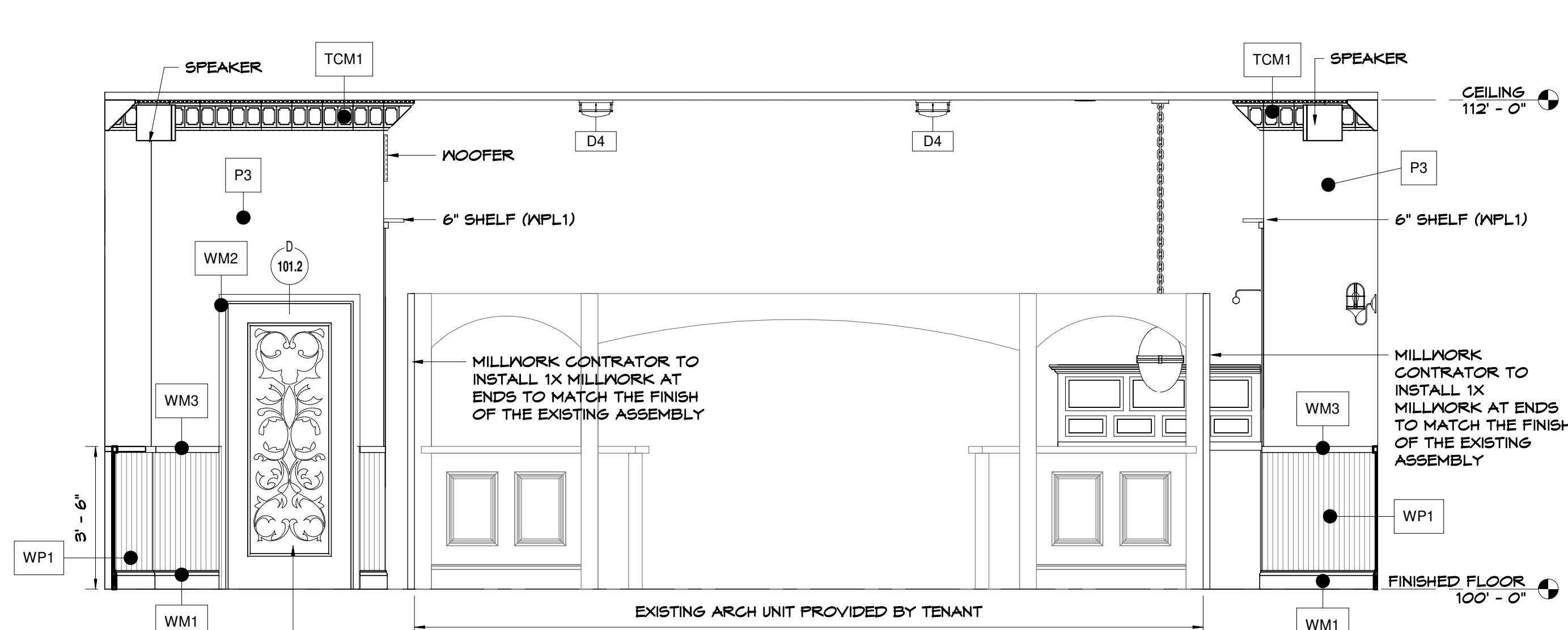
REV. DATE CKD

Drawn By:MR Checked By:MB



Date:10-18-22 Job No.:22.134

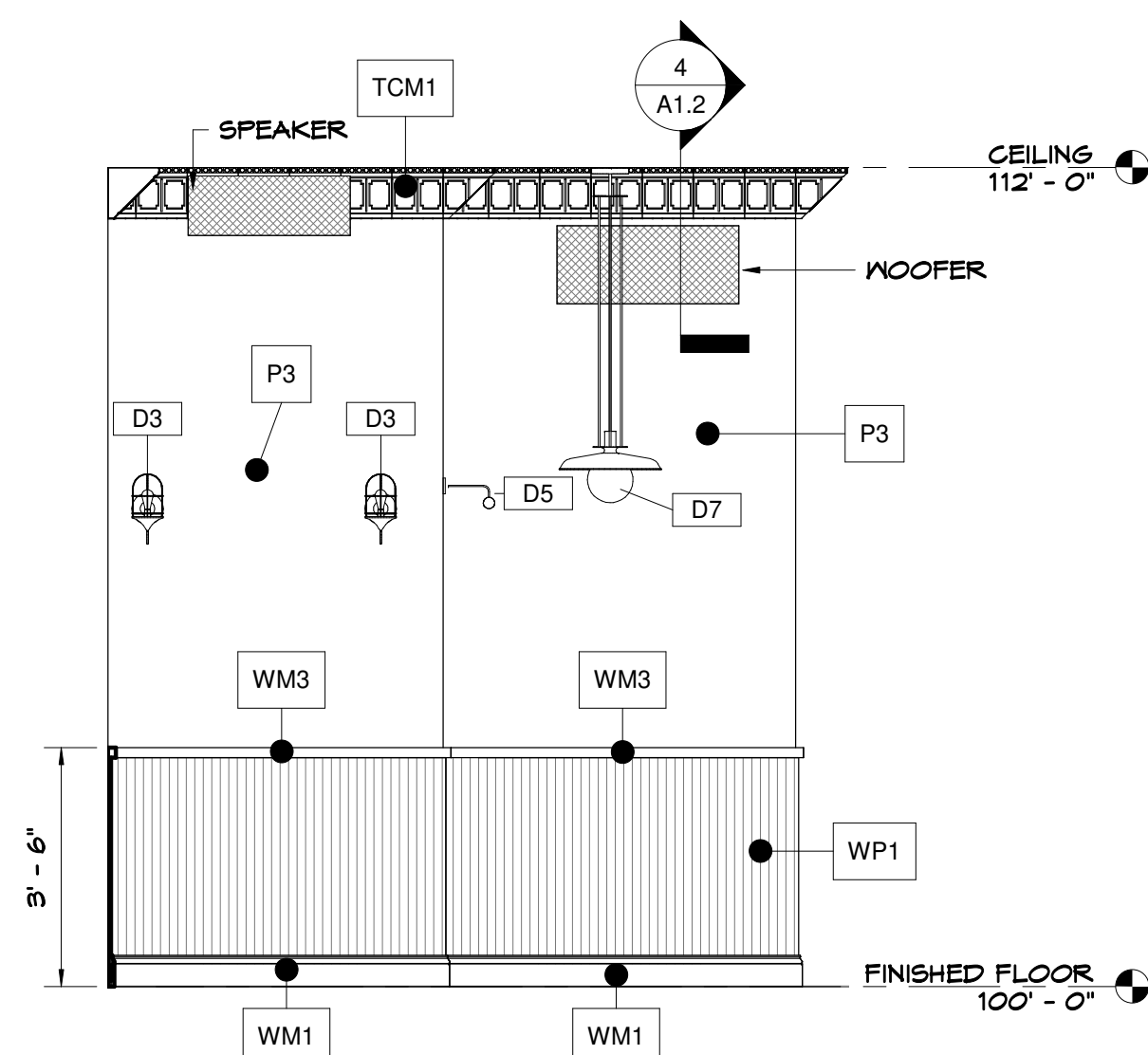
**A3.1**



**BAR AREA-WEST**

SCALE: 3/8" = 1'-0"

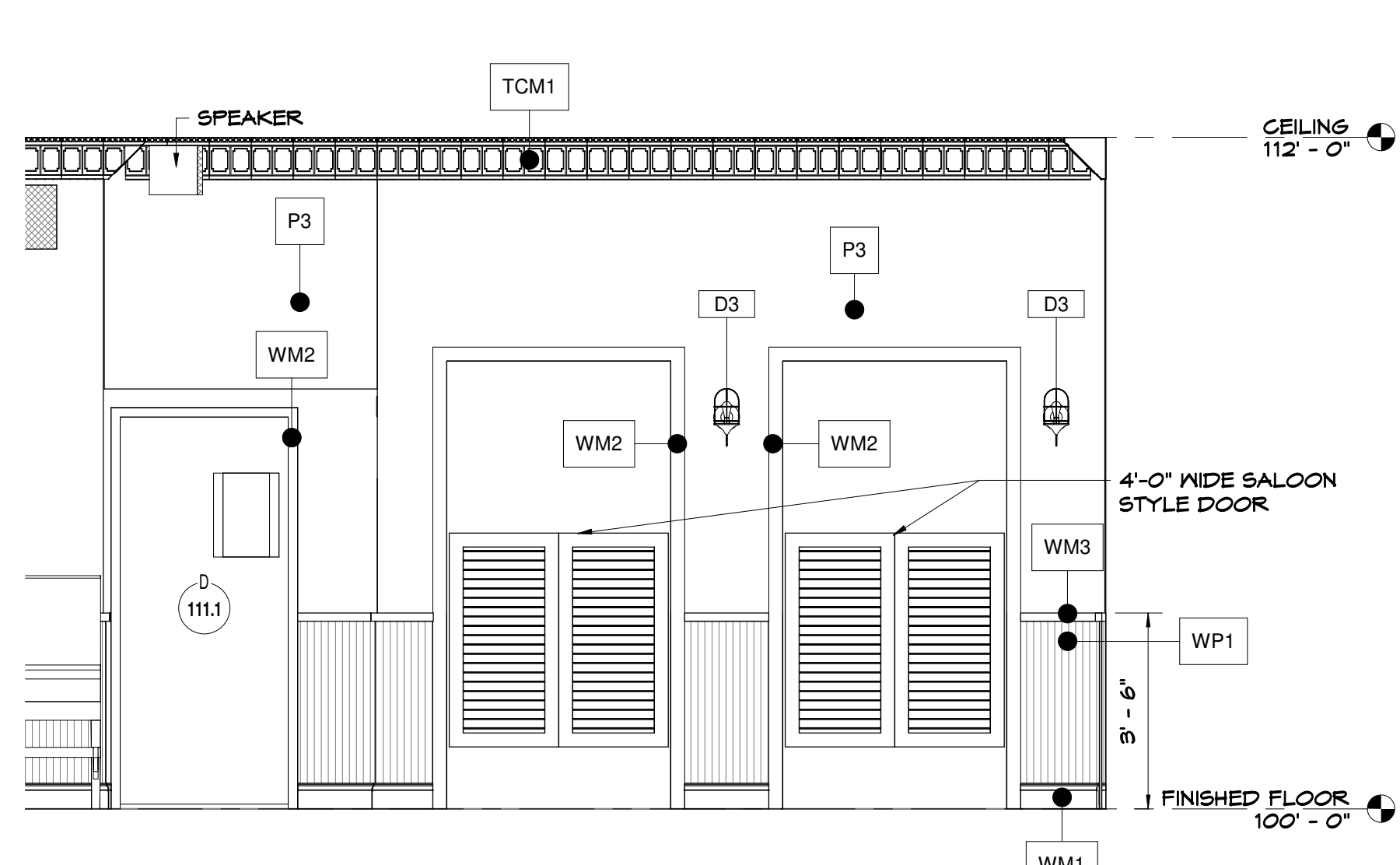
3  
A3.2



**BANQUETTES**

SCALE: 3/8" = 1'-0"

2  
A3.2

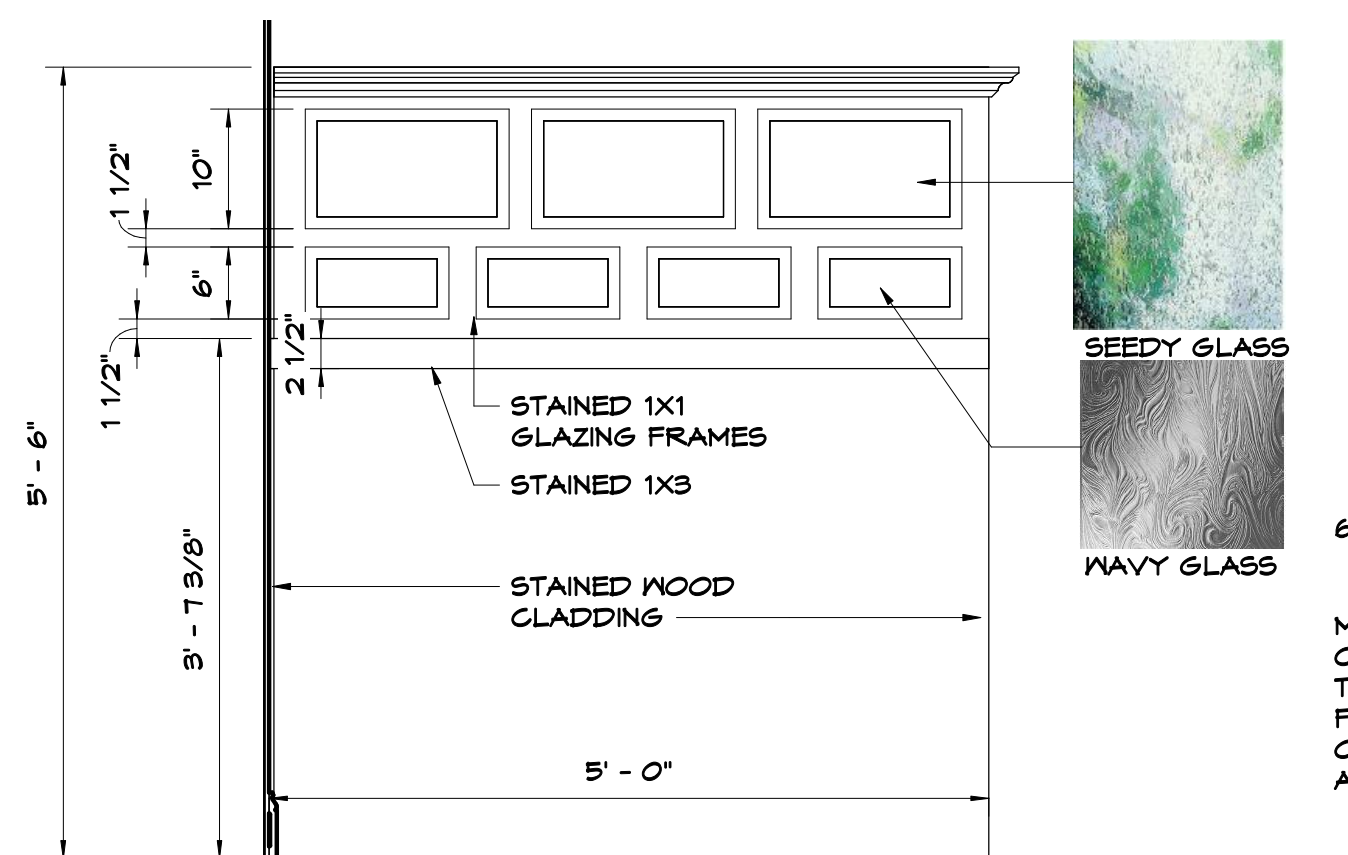


**DOUBLE SNUG ROOM-OUTER**

SCALE: 3/8" = 1'-0"

1  
A3.2

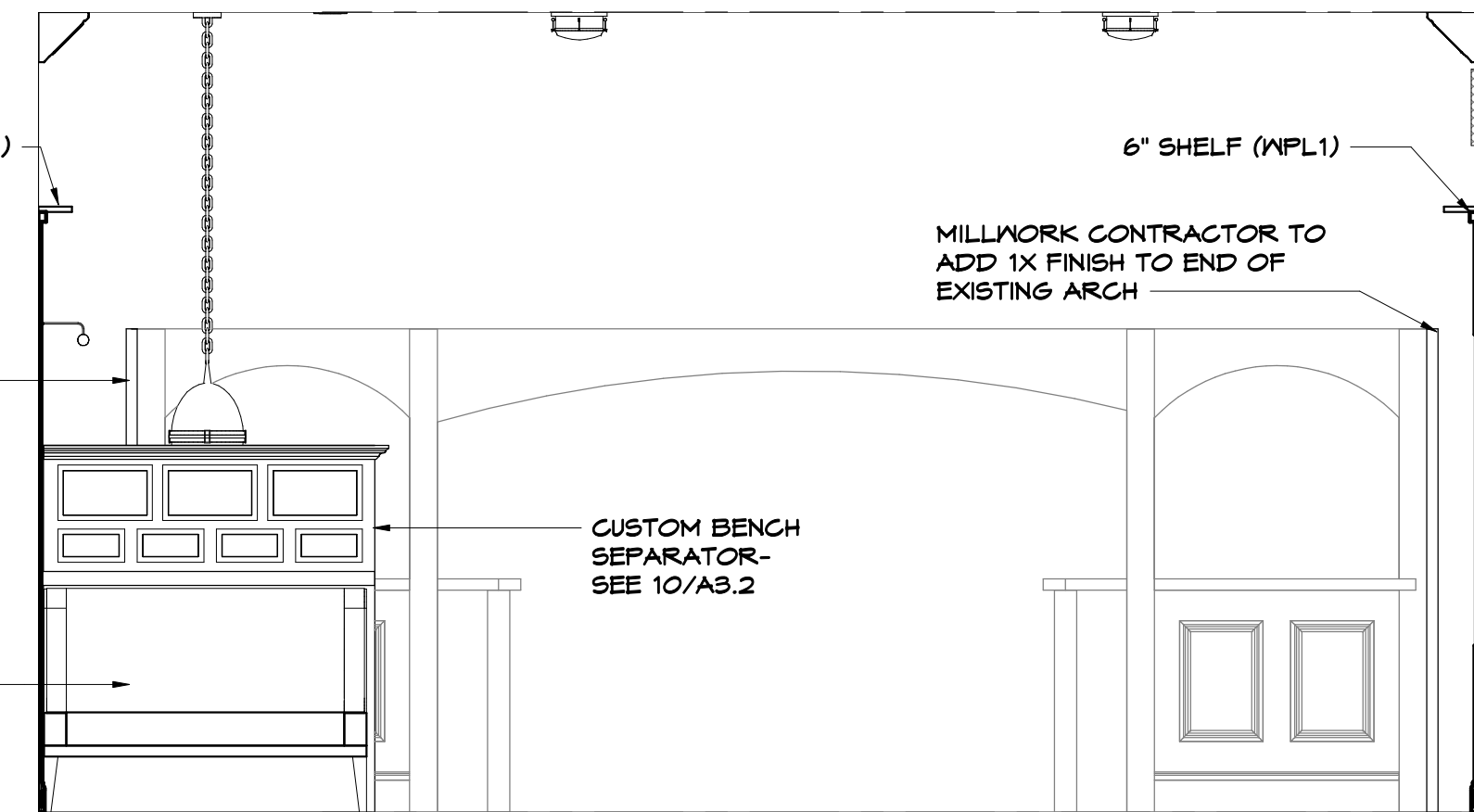
REFER TO ID SHEET FOR FINISH SCHEDULE



**BENCH PARTITION**

SCALE: 3/4" = 1'-0"

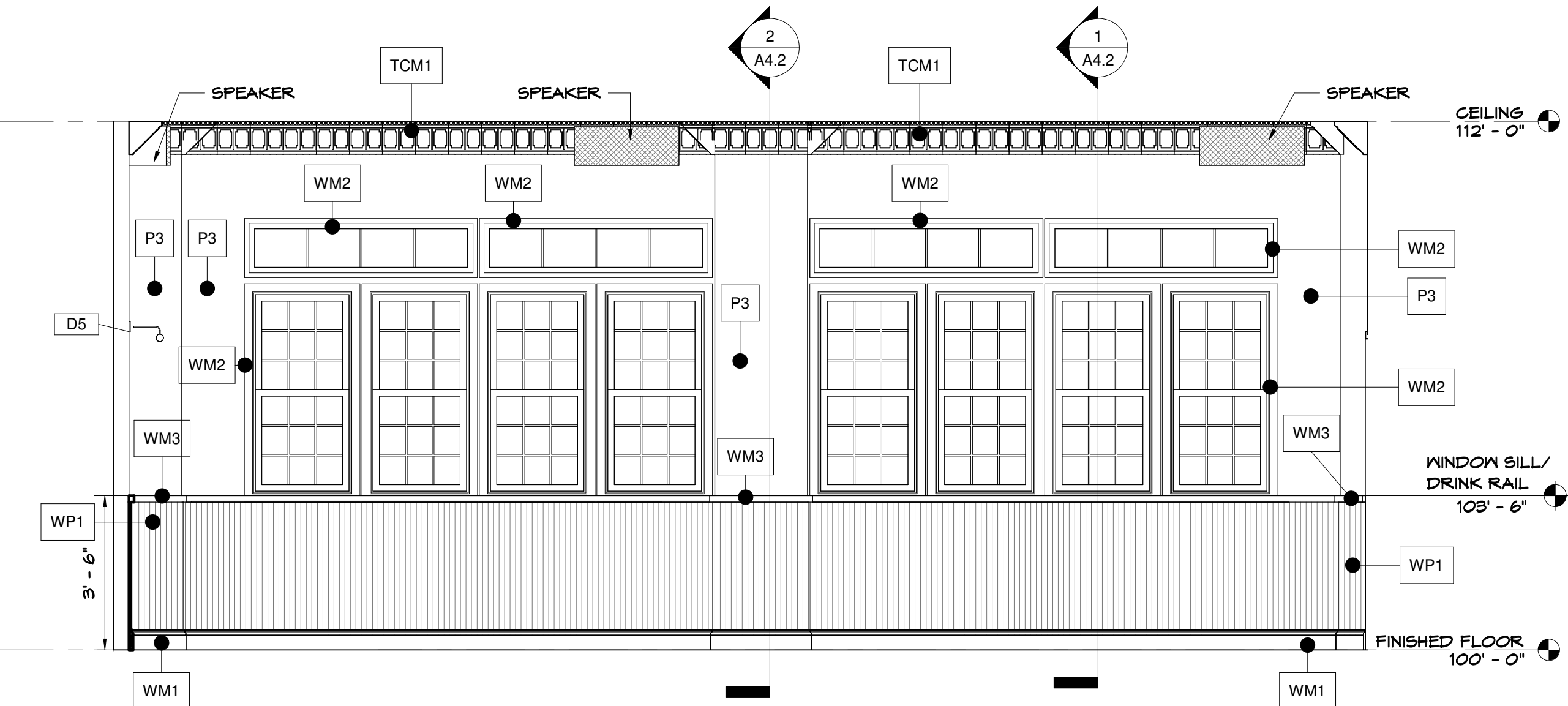
10  
A3.2



**STAGE AREA-EAST**

SCALE: 3/8" = 1'-0"

5  
A3.2

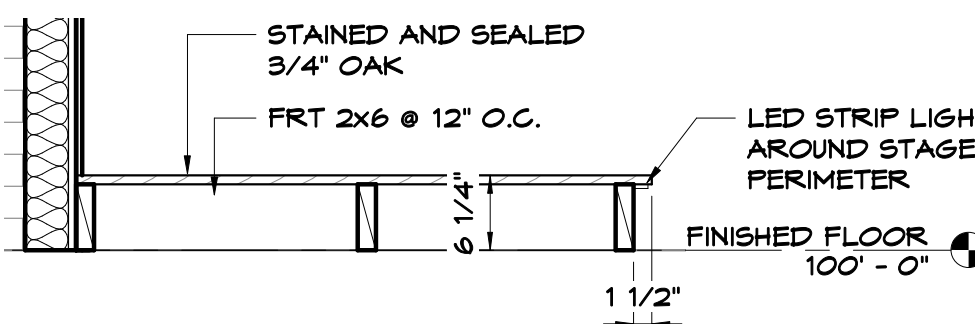


**EXTERIOR WINDOWS**

SCALE: 3/8" = 1'-0"

4  
A3.2

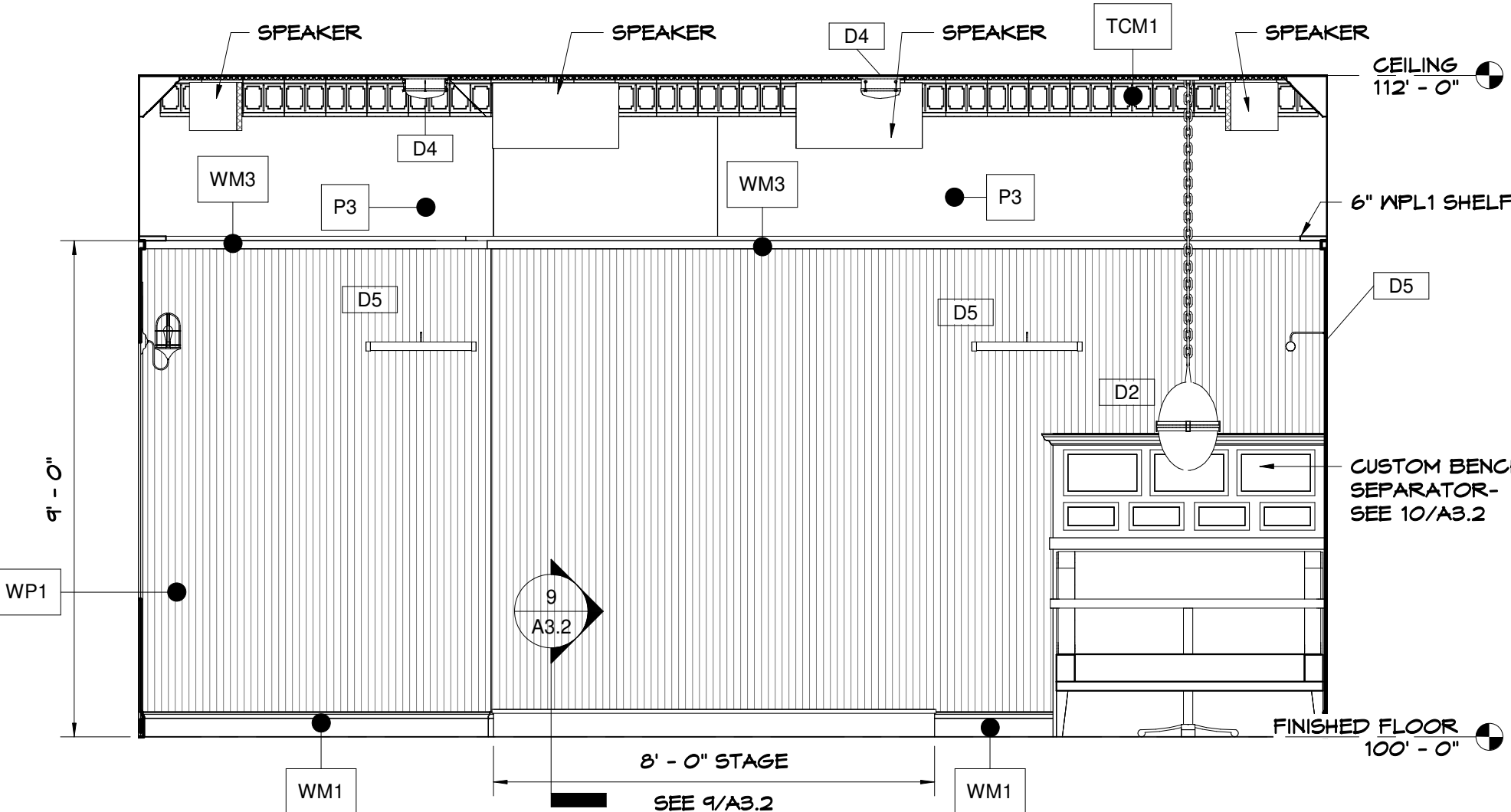
REFER TO ID SHEET FOR FINISH SCHEDULE



**STAGE SECTION**

SCALE: 3/4" = 1'-0"

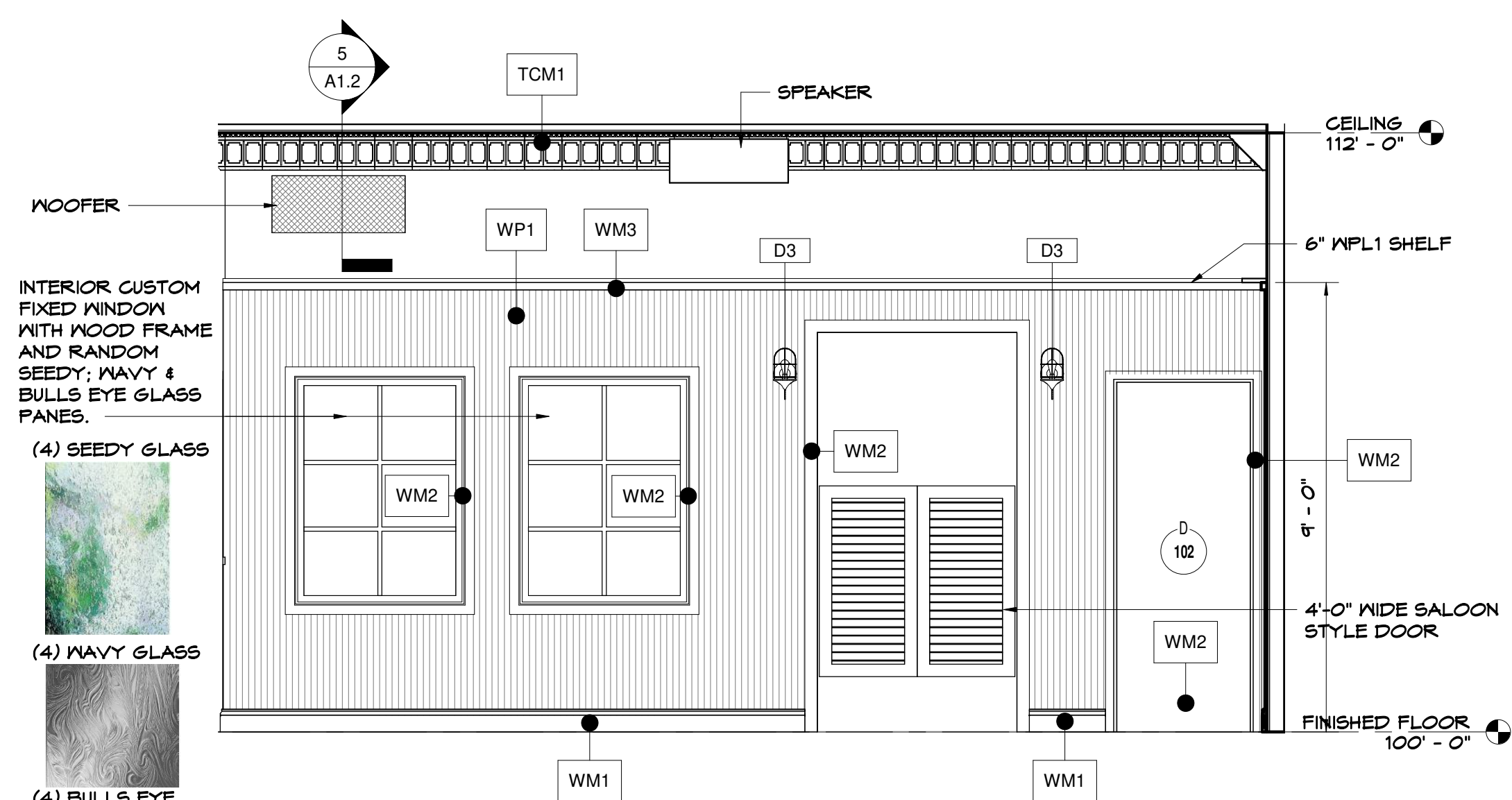
9  
A3.2



**STAGE AREA-WEST**

SCALE: 3/8" = 1'-0"

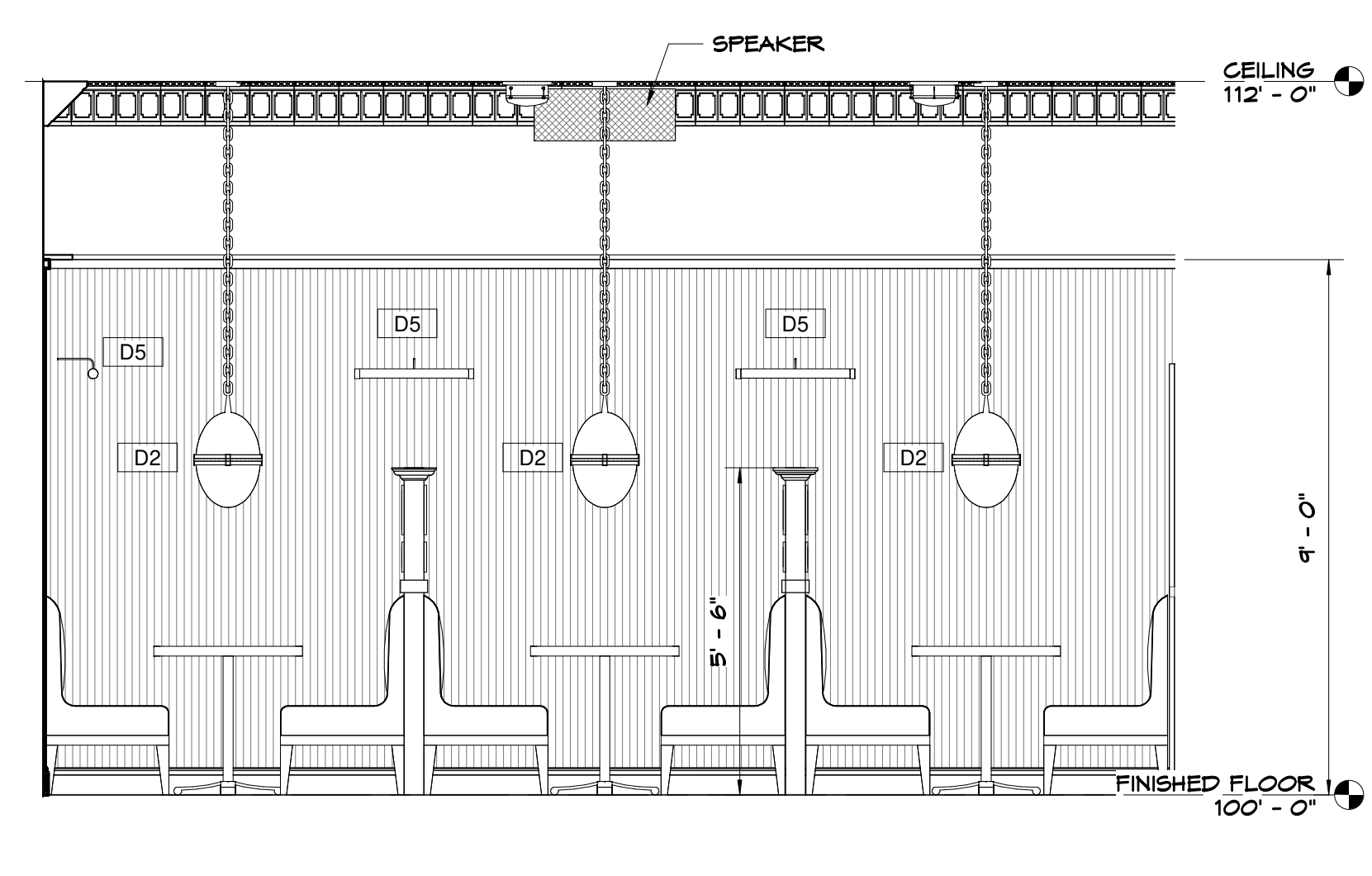
8  
A3.2



**STAGE AREA-SOUTH**

SCALE: 3/8" = 1'-0"

7  
A3.2



**STAGE AREA-NORTH**


SCALE: 3/8" = 1'-0"

6  
A3.2

Tenant Finish Alteration for:  
**RED LEPRECHAUN**  
22 W. FREEDOM WAY  
CINCINNATI, OH 45202

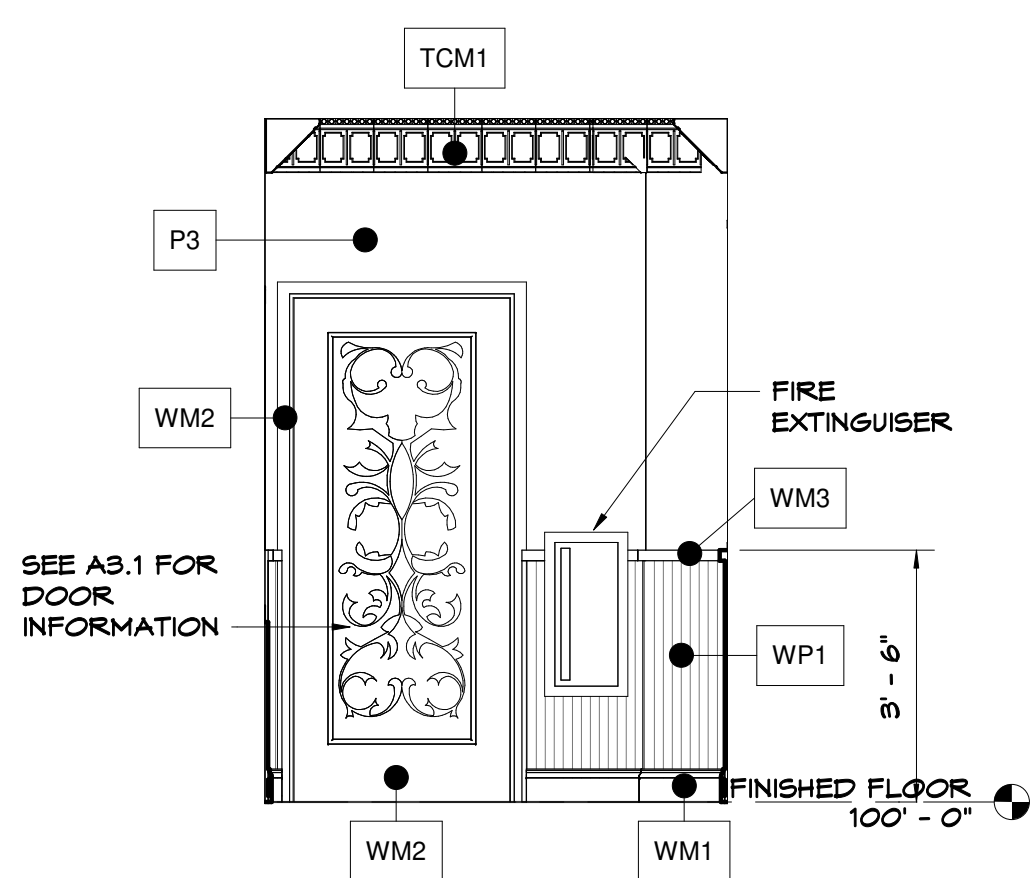
REV. DATE CKD

Drawn By:MR Checked By:MB



Date:10-18-22 Job No:22.134

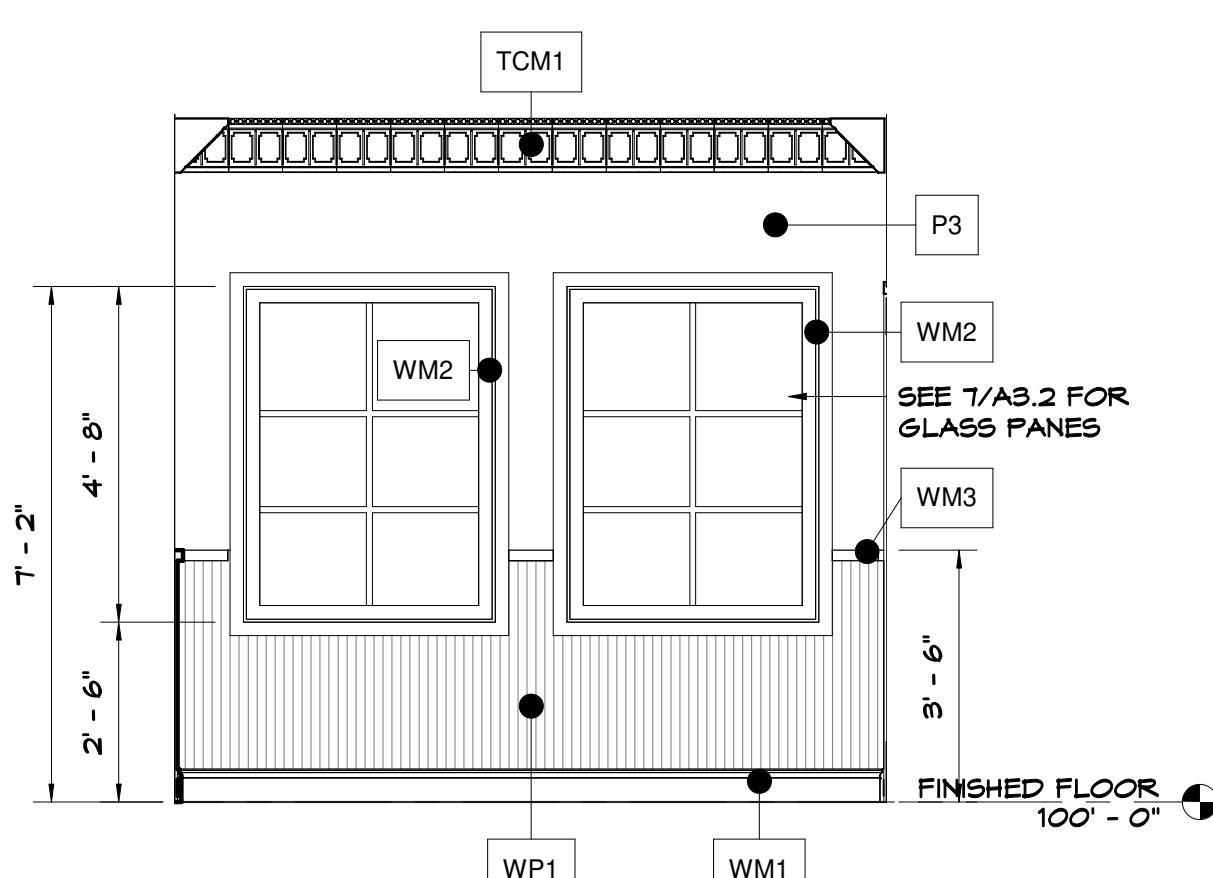
**A3.2**



**VESTIBULE 101-EAST**

SCALE: 3/8" = 1'-0"

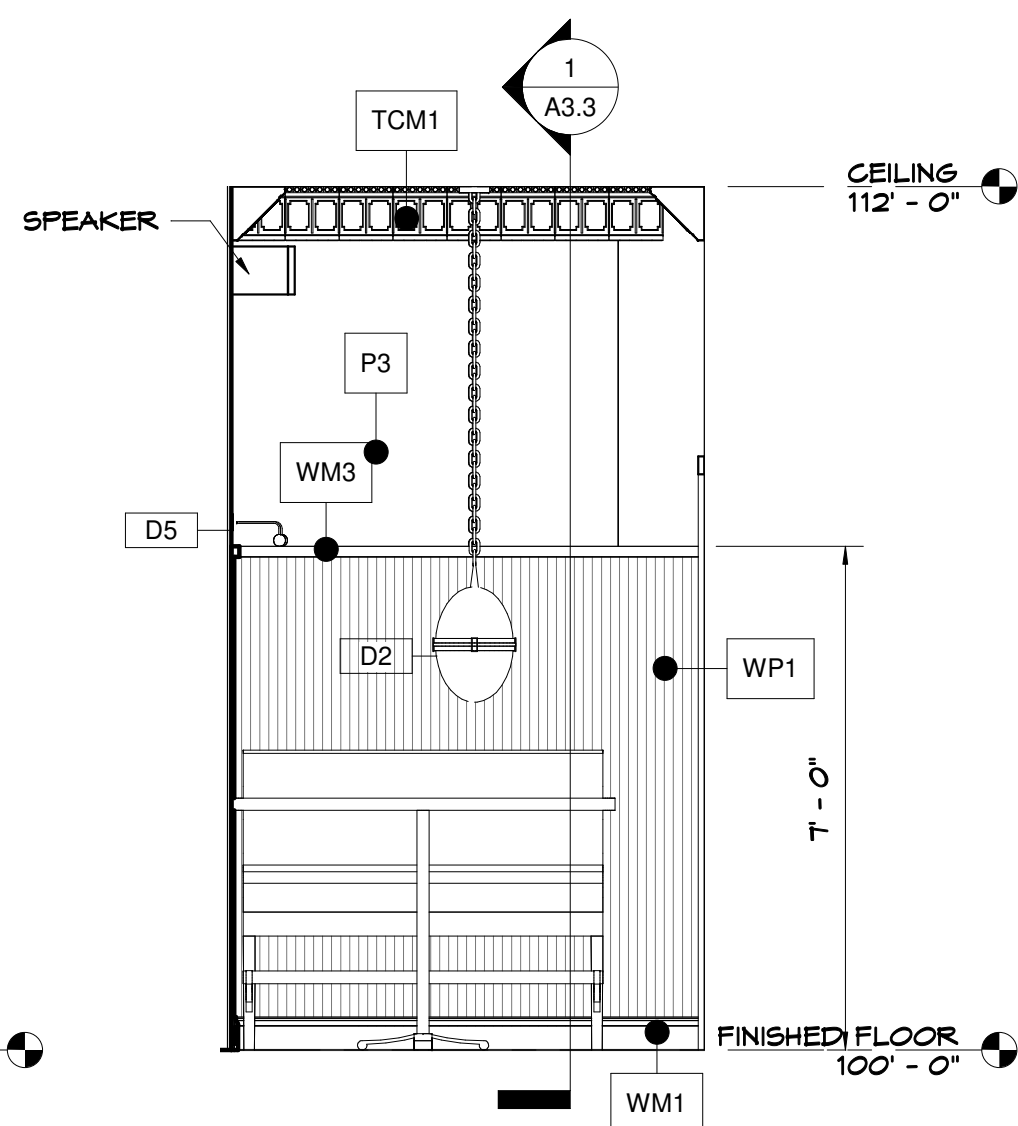
5  
A3.3



**VESTIBULE 101-NORTH**

SCALE: 3/8" = 1'-0"

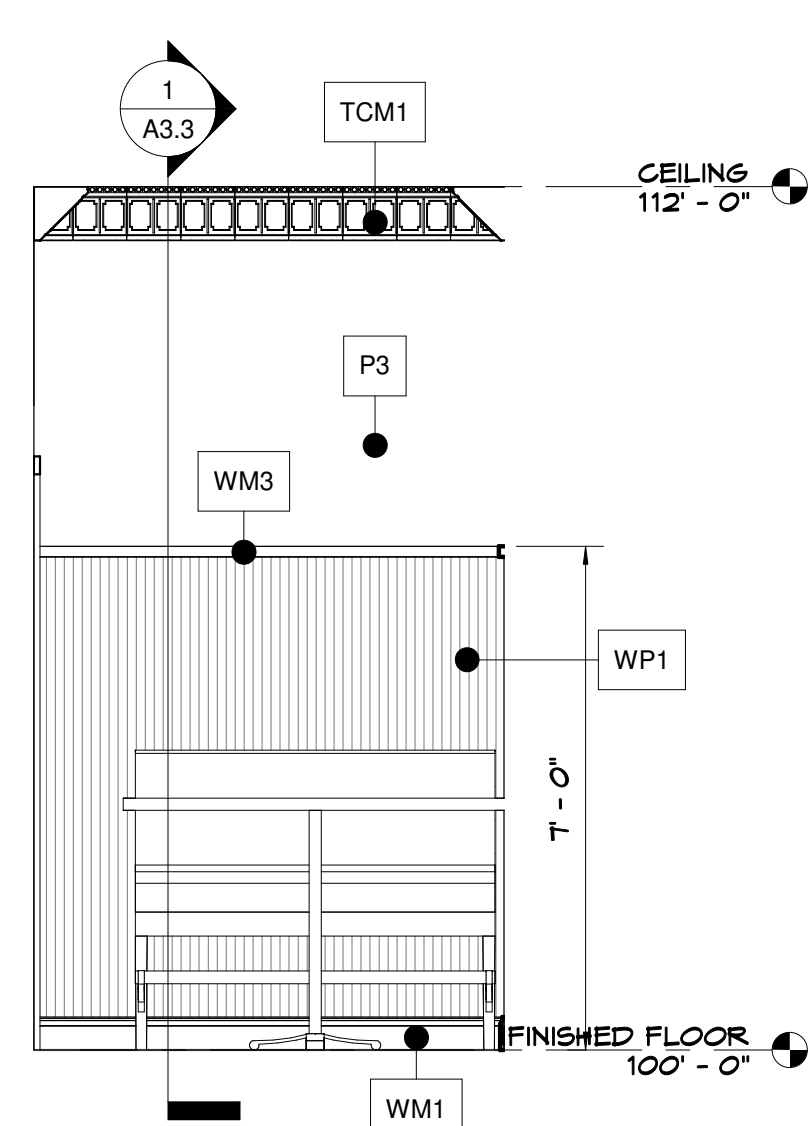
4  
A3.3



**DOUBLE SNUG ROOM SIDE WALL**

SCALE: 3/8" = 1'-0"

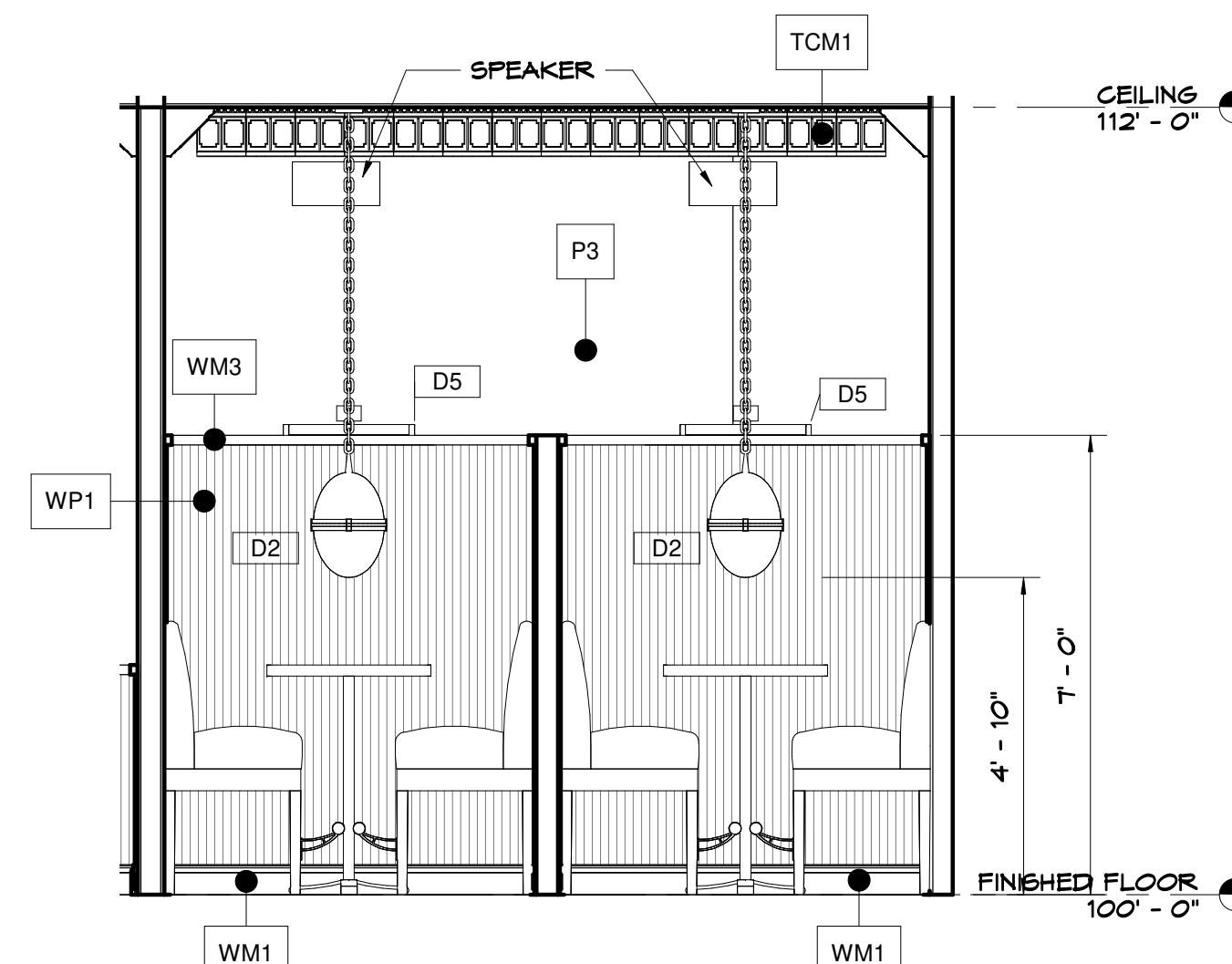
3  
A3.3



**DOUBLE SNUG ROOM SIDE WALL**

SCALE: 3/8" = 1'-0"

2  
A3.3

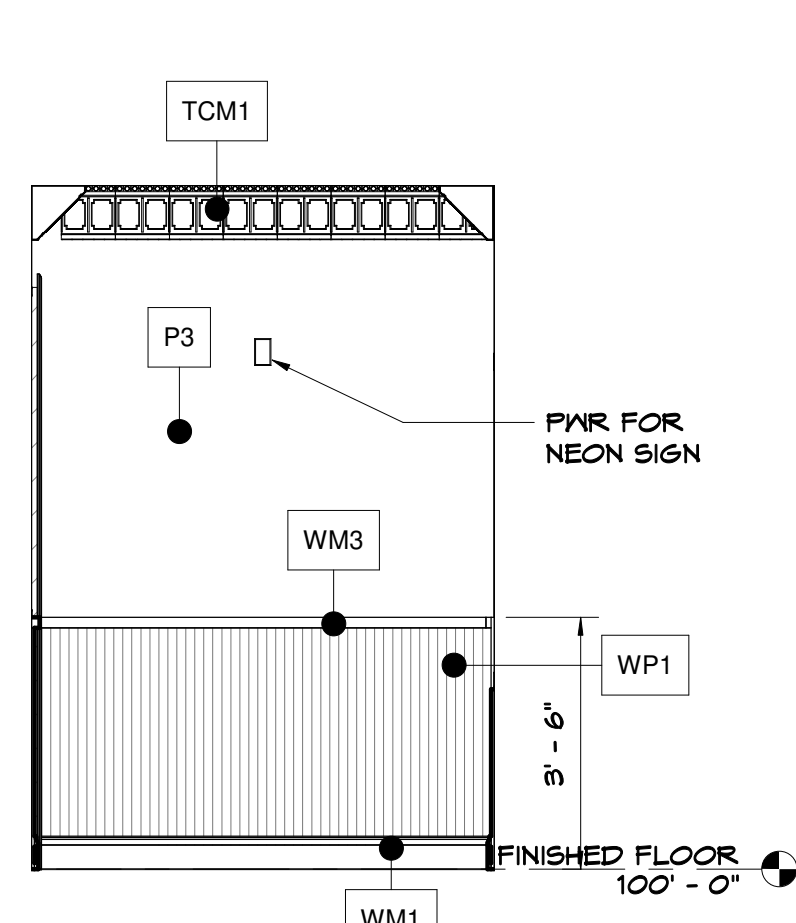


**DOUBLE SNUG ROOM SECTION**

SCALE: 3/8" = 1'-0"

1  
A3.3

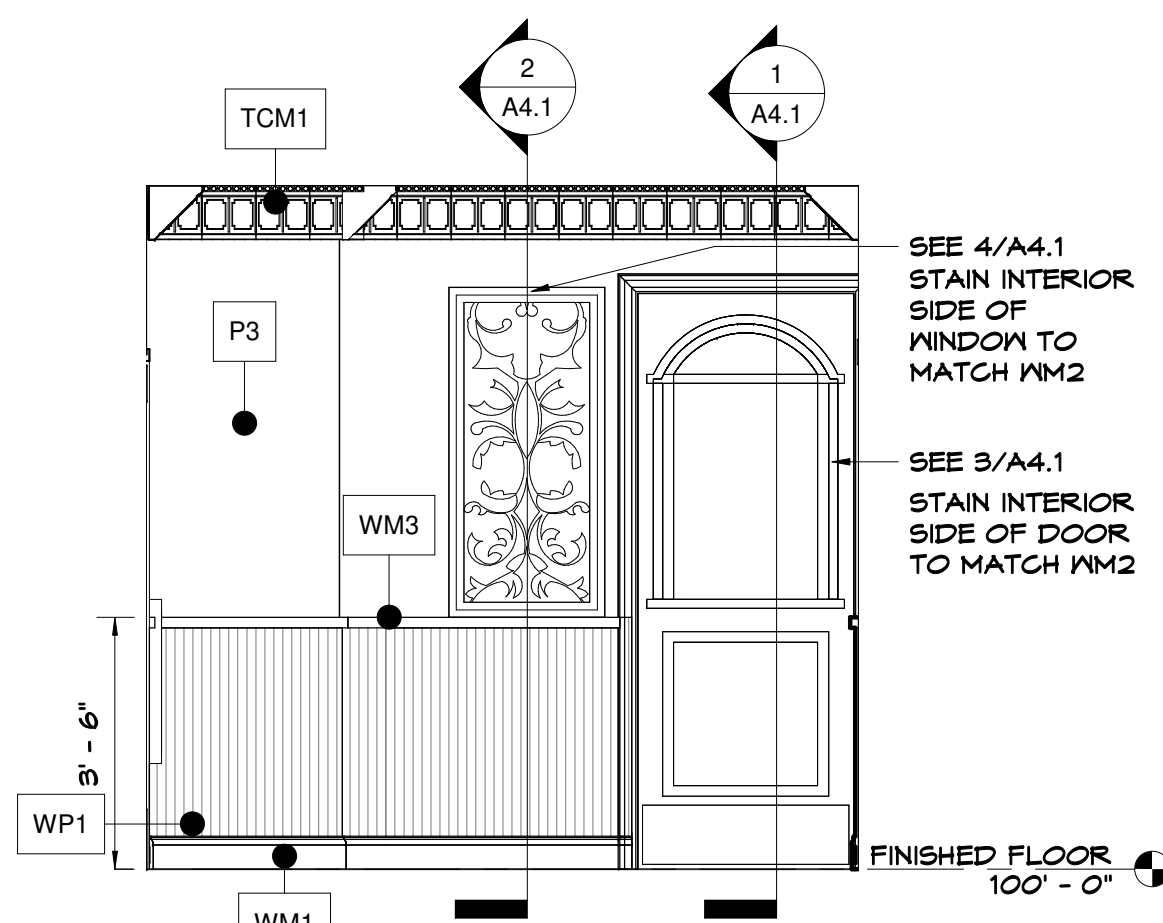
REFER TO ID SHEET FOR FINISH SCHEDULE



**VESTIBULE 101-WEST**

SCALE: 3/8" = 1'-0"

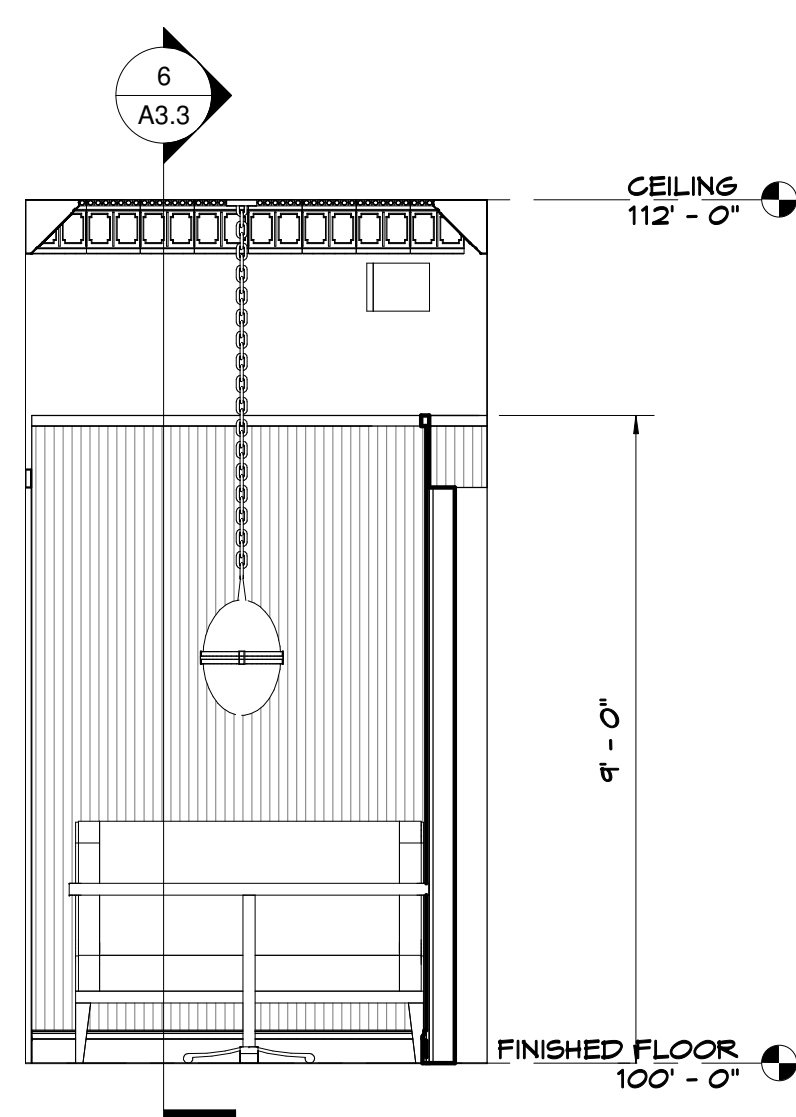
10  
A3.3



**VESTIBULE 101 - SOUTH**

SCALE: 3/8" = 1'-0"

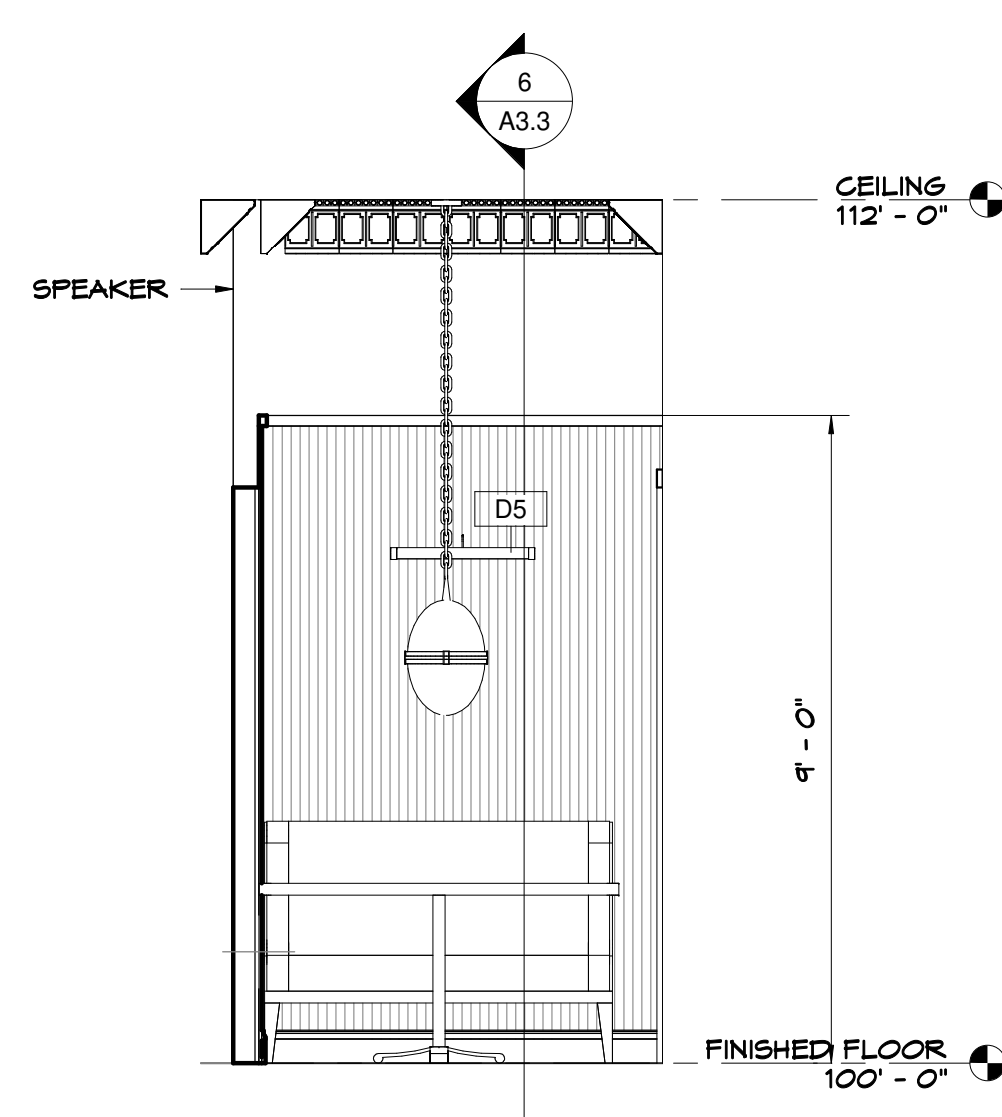
9  
A3.3



**SINGLE SNUG ROOM SIDE WALL**

SCALE: 3/8" = 1'-0"

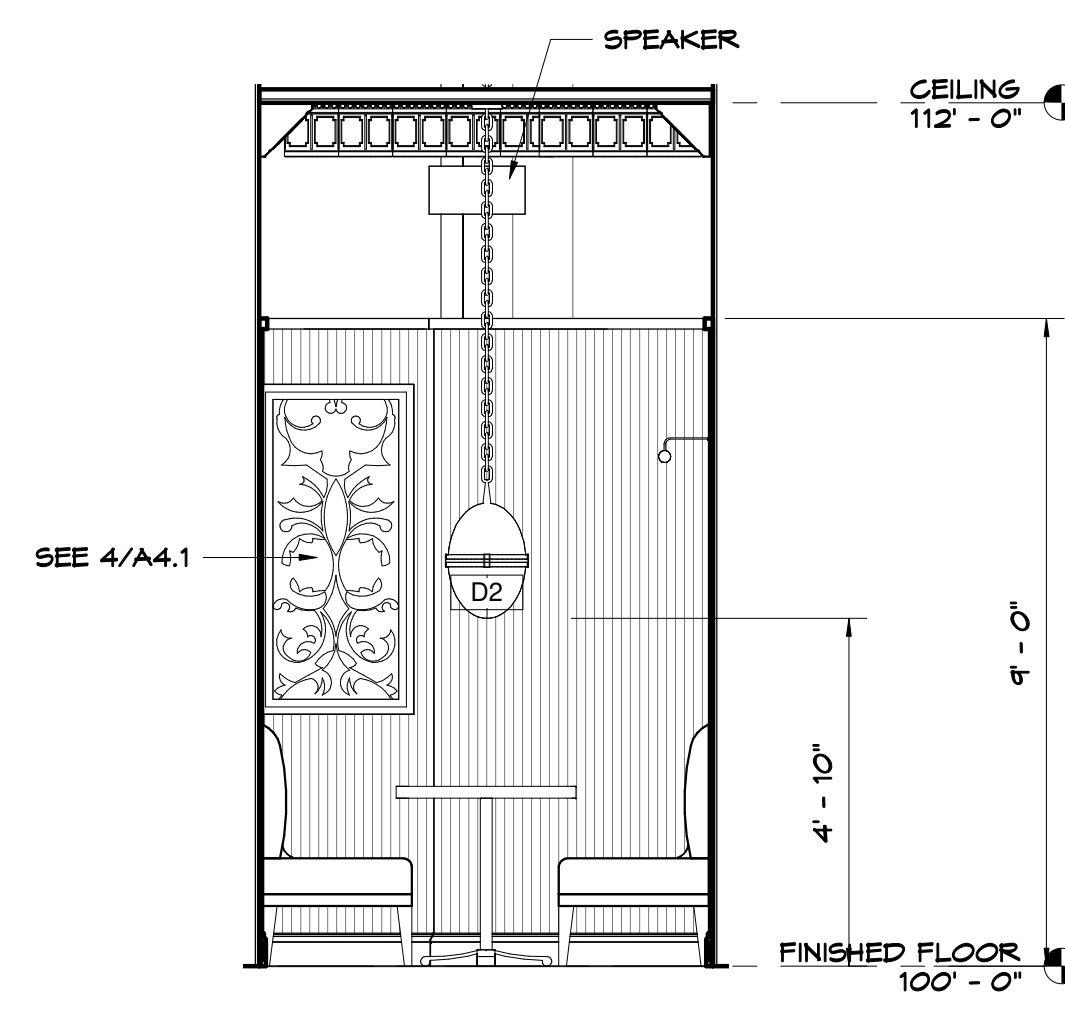
8  
A3.3



**SINGLE SNUG ROOM SIDE WALL**

SCALE: 3/8" = 1'-0"

7  
A3.3

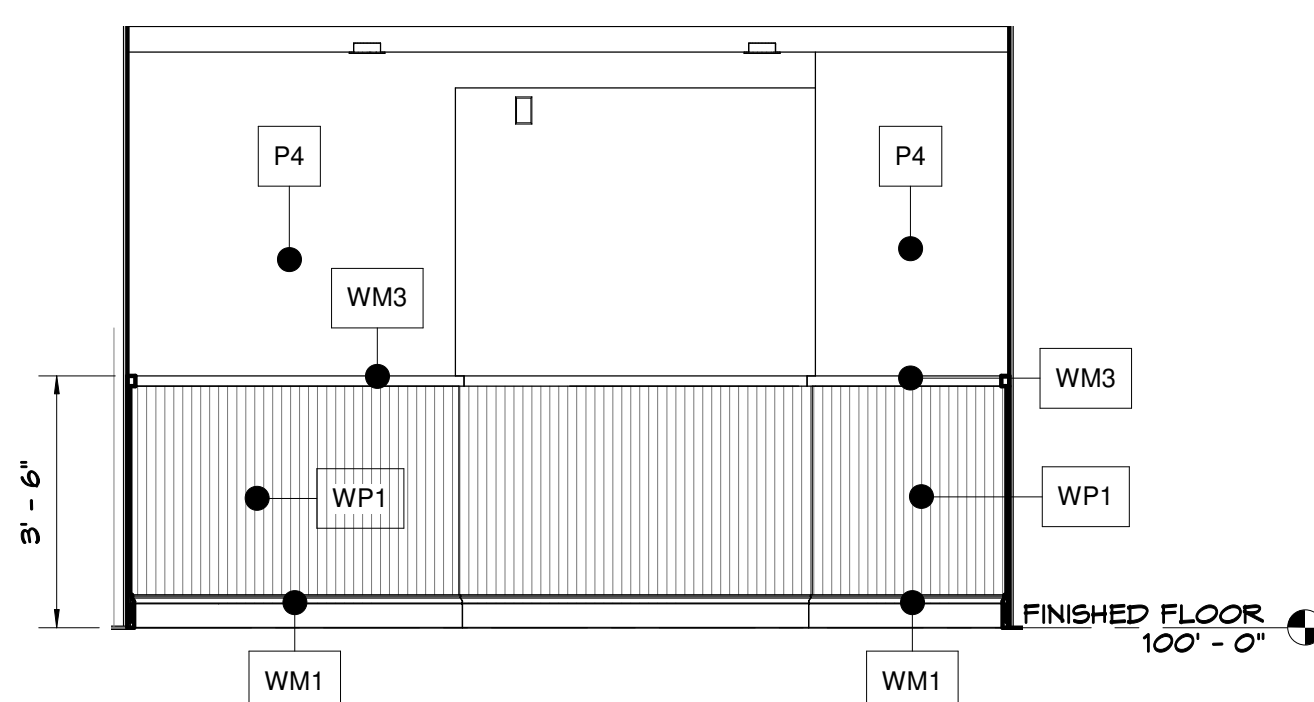


**SINGLE SNUG ROOM**

SCALE: 3/8" = 1'-0"

6  
A3.3

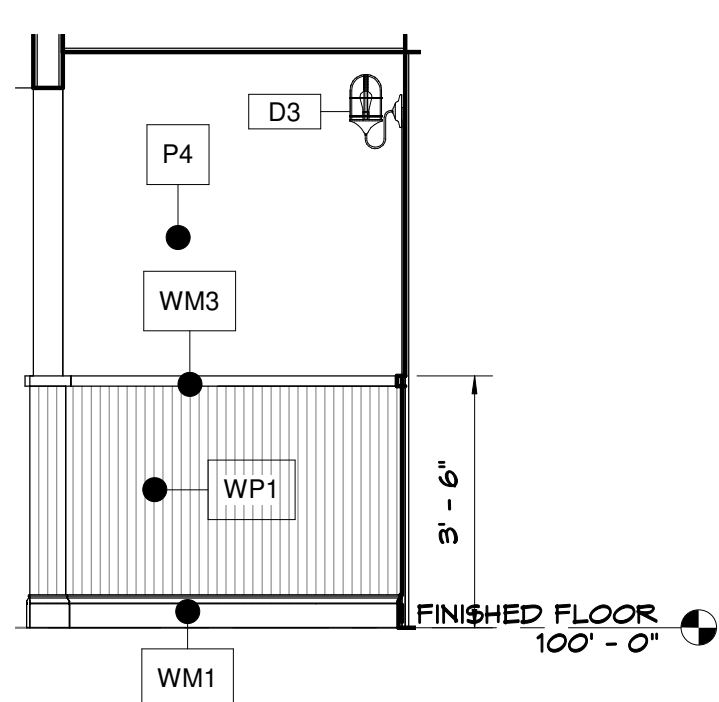
REFER TO ID SHEET FOR FINISH SCHEDULE



**VESTIBULE 108 - EAST**

SCALE: 3/8" = 1'-0"

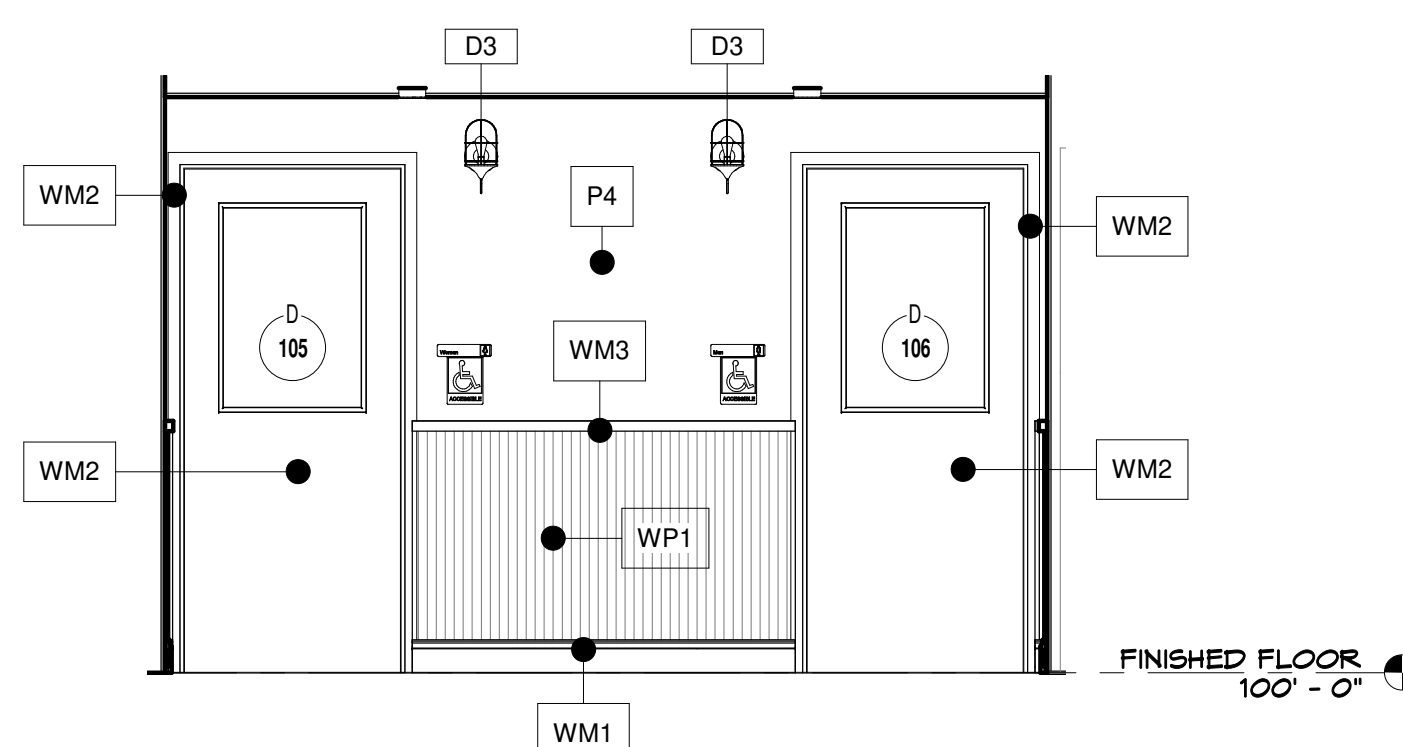
14  
A3.3



**VESTIBULE 108 - SOUTH**

SCALE: 3/8" = 1'-0"

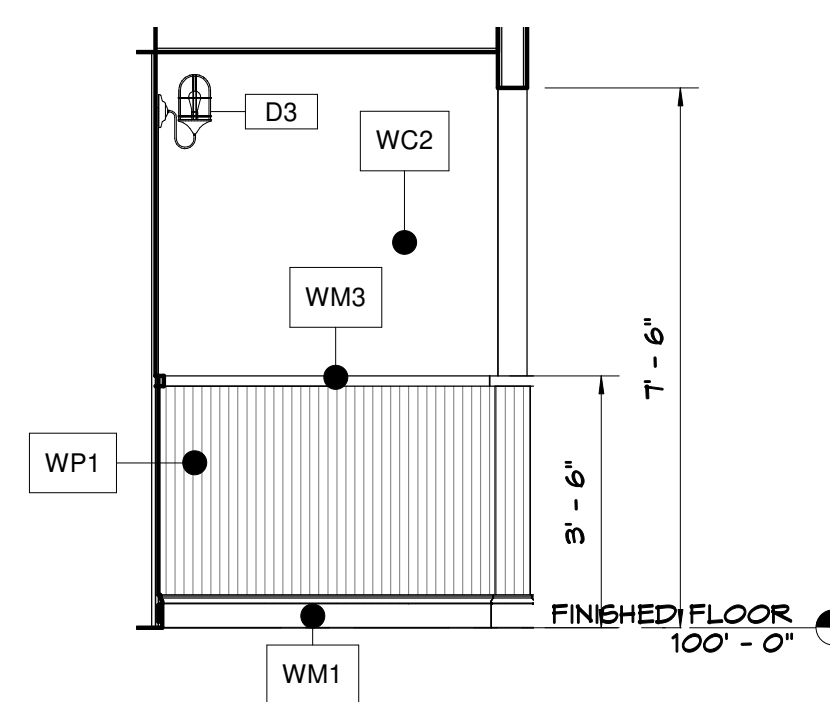
13  
A3.3



**VESTIBULE 108 - WEST**

SCALE: 3/8" = 1'-0"

12  
A3.3



**VESTIBULE 108 - NORTH**


SCALE: 3/8" = 1'-0"

11  
A3.3

Tenant Finish Alteration for:  
**RED LEPRECHAUN**  
22 W. FREEDOM WAY  
CINCINNATI, OH 45202

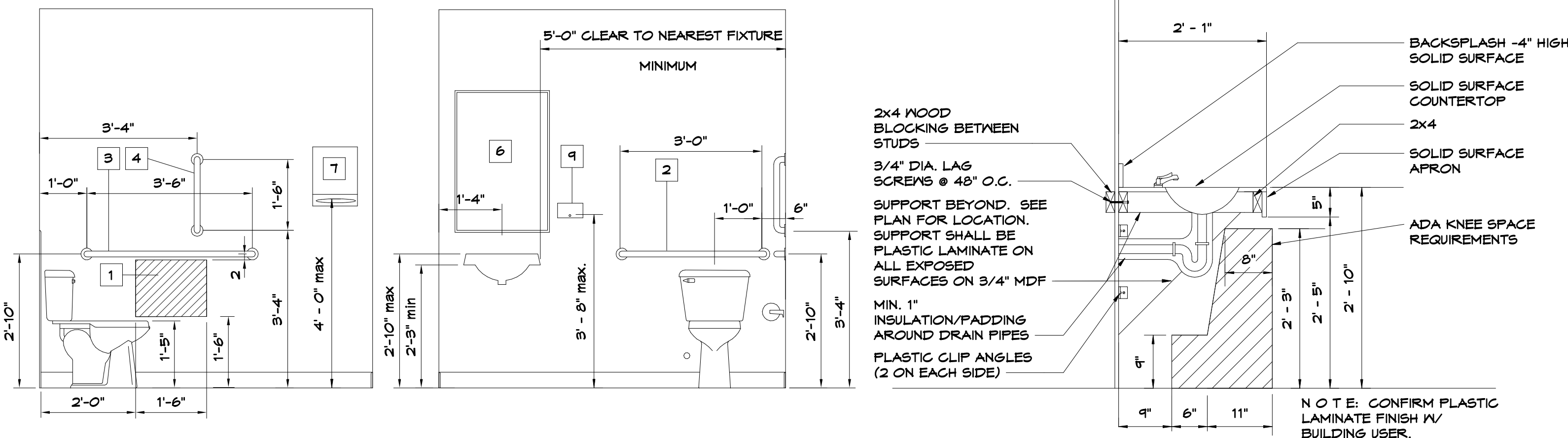
REV. DATE CKD

Drawn By:MR Checked By:MB



Date:10-18-22 Job No:22.134

# A3.3

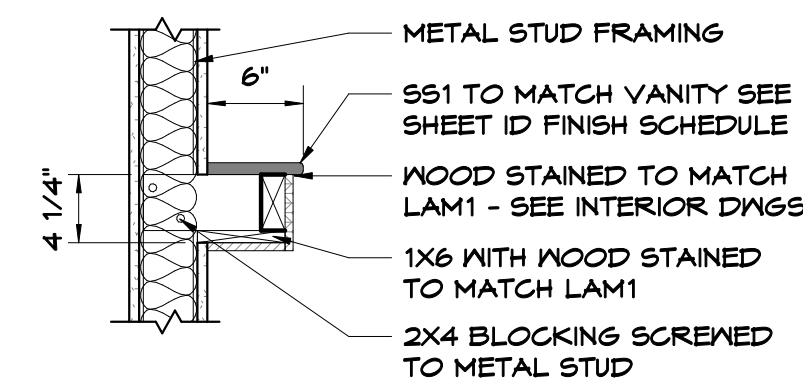


**A.D.A. FIXTURE HEIGHT DIMENSIONS**

SCALE: 1/2" = 1'-0"

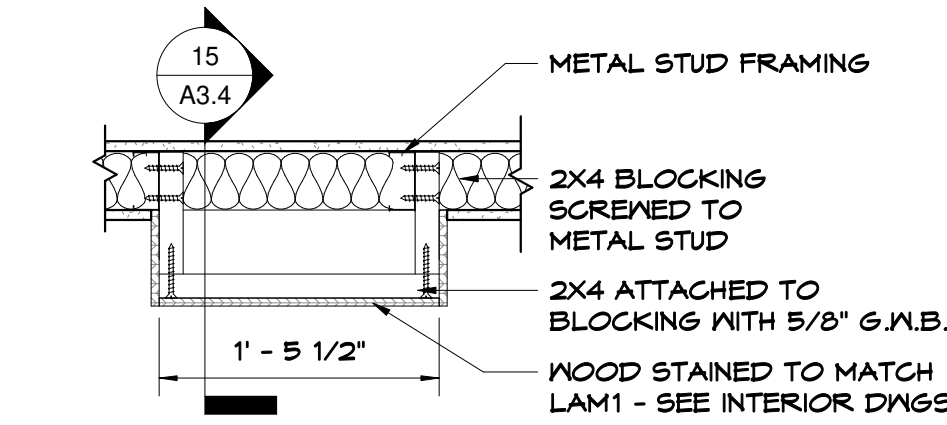
**LAVATORY SECTION**

SCALE: 3/4" = 1'-0"



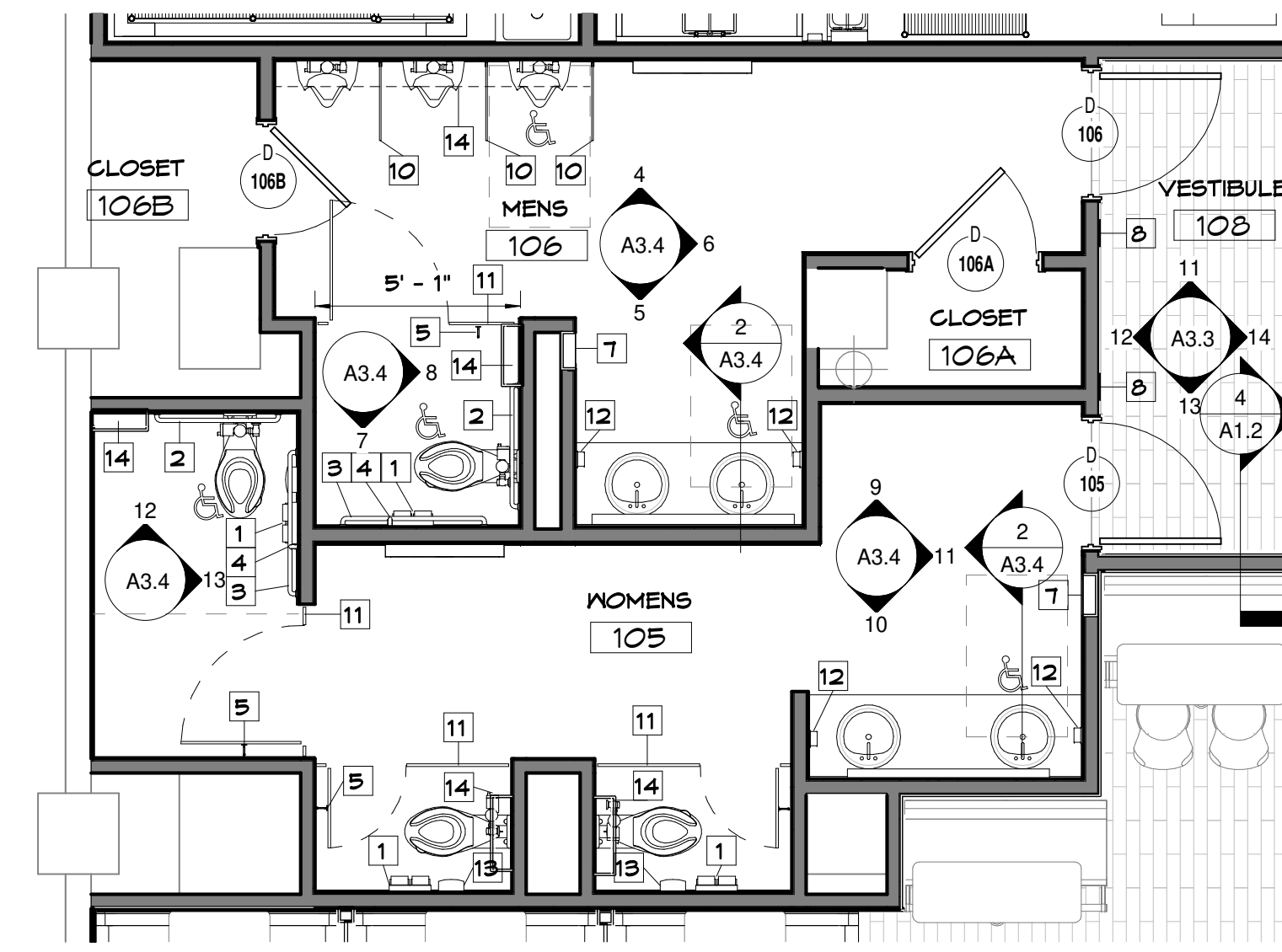
**DRINK RAIL SECTION**

SCALE: 1" = 1'-0"



**DRINK RAIL PLAN VIEW**

SCALE: 1" = 1'-0"



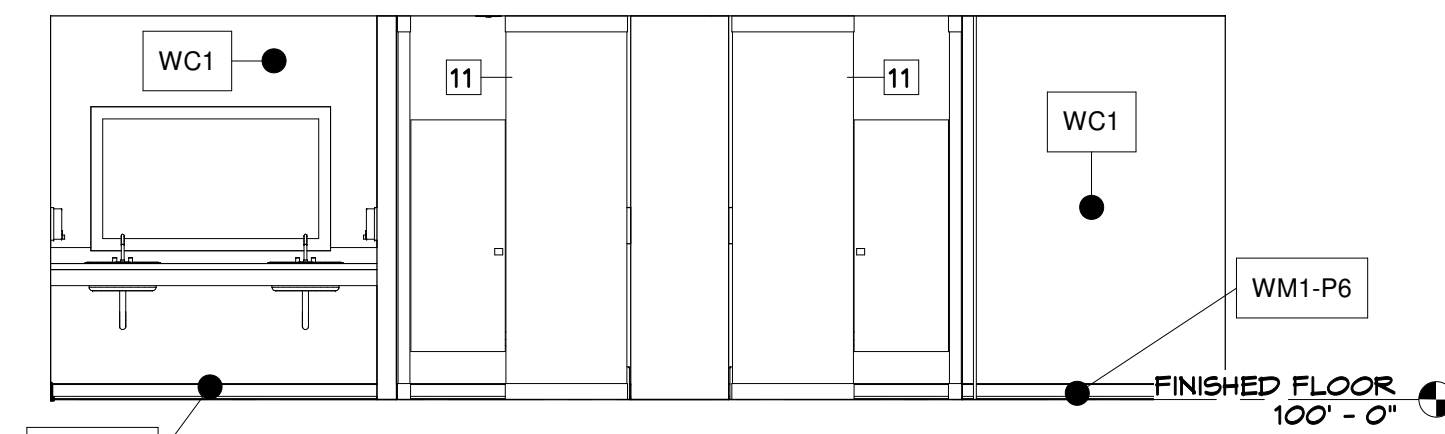
**ENLARGED RESTROOM PLAN**

SCALE: 1/4" = 1'-0"

**TOILET ACCESSORIES NOTES**

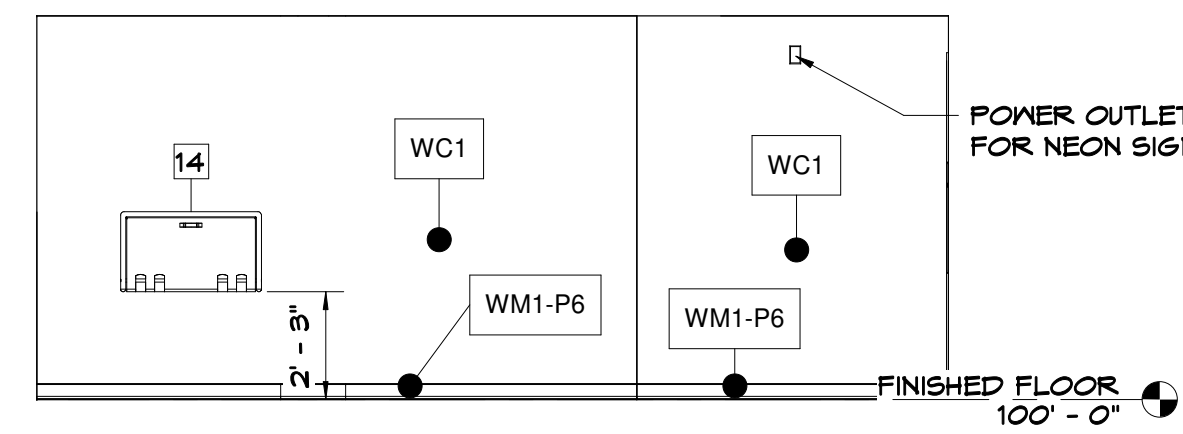
NOTE: PLUMBING FIXTURES IDENTIFIED BY THE INTERNATIONAL SYMBOL OF ACCESSIBILITY SHALL BE MOUNTED ACCORDING TO THE LATEST REQUIREMENTS OF THE ADA. TOILETS SHALL BE MOUNTED WITH SEAT BETWEEN 17" & 19" A.F.F. AND 18" FROM CENTERLINE OF TOILET TO SIDE WALL. URINALS SHALL BE MOUNTED WITH RIM AT 17" A.F.F. WALL-HUNG LAVATORIES SHALL BE MOUNTED AT 34" TO THE TOP OF THE RIM WITH HOT WATER SUPPLY INSULATED & DRAIN PIPING TO BE INSULATED OR COVERED. NO SHARP OR ABRASIVE SURFACES UNDER LAVATORIES. FLUSH HANDLES SHALL BE INSTALLED OPPOSITE OF ADJACENT PERPENDICULAR WALL

1. SURFACE MOUNTED TOILET TISSUE DISPENSER. INSTALL PER MFR'S REQUIREMENTS. ADA ACCESSIBLE. MAX. MOUNTING HT. 19" A.F.F. TO OF ROLL BY OWNER
2. 36" L GRAB BAR @ 6" FROM SIDE WALL. MOUNT AT 34" A.F.F.
3. 42" L GRAB BAR @ 12" FROM REAR WALL. MOUNT AT 34" A.F.F.
4. 18" VERTICAL GRAB BAR @ 40" FROM REAR WALL. MOUNT W/ BOTTOM @ 40" A.F.F.
5. CLOTHES HOOK AT 60" A.F.F.
6. FRAMED MIRROR. MOUNT MIRROR WITH BOTTOM OF REFLECTIVE SURFACE AT 40" A.F.F. SEE ID DRAWINGS FOR MIRROR SPECIFICATIONS
7. SEMI-RECESSED PAPER TOWEL ROLL DISPENSER/ TRASH RECEPTACLE BY TENANT'S FACILITY SERVICE PROVIDER BOBRICK B-396117 OR EQUAL
8. RESTROOM SIGNAGE FLAGCARD MOUNTED AT 54" A.F.F.
9. SURFACE MOUNTED BABY CHANGING STATION. BASIS OF DESIGN: KOALA KARE KB100
10. 24"X42" SOLID PLASTIC (POLYMER) URINAL SCREEN - BASIS OF DESIGN ACCURATE PARTITIONS
11. OVERHEAD BRACED PLASTIC (POLYMER) TOILET PARTITION - BASIS OF DESIGN ACCURATE PARTITIONS
12. WALL MOUNTED SOAP DISPENSER BY TENANT'S FACILITY SERVICE PROVIDER
13. SURFACE MOUNTED SANITARY NAPKIN DISPOSAL
14. DRINK RAIL SEE DETAILS 14 & 15 /A3.4



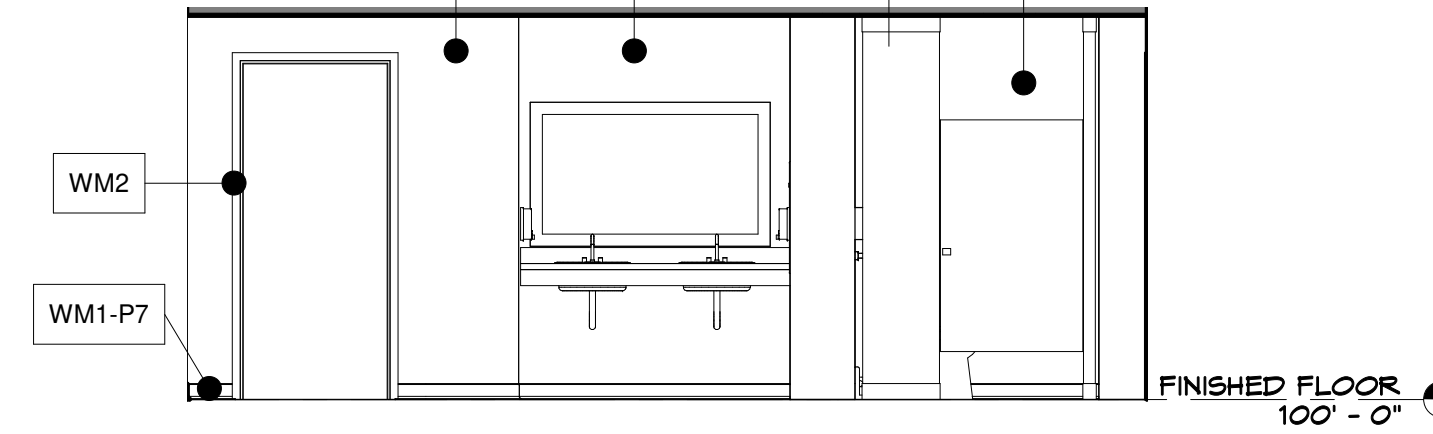
**WOMENS 105 - SOUTH**

SCALE: 1/4" = 1'-0"



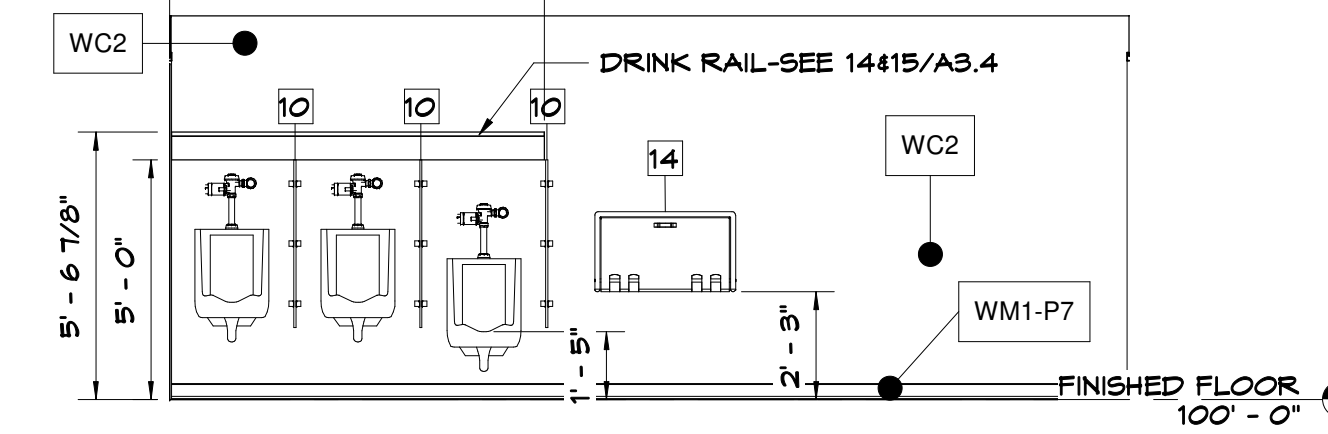
**WOMENS 105 - NORTH**

SCALE: 1/4" = 1'-0"



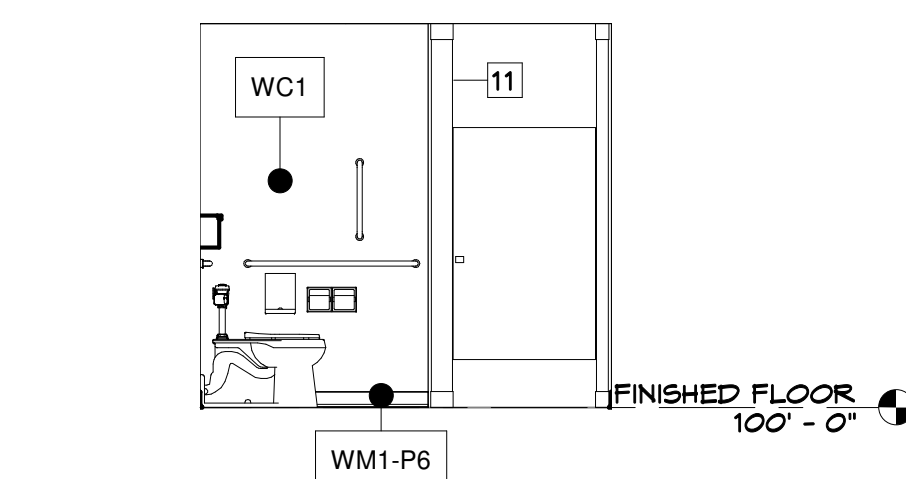
**MENS 106 - SOUTH**

SCALE: 1/4" = 1'-0"



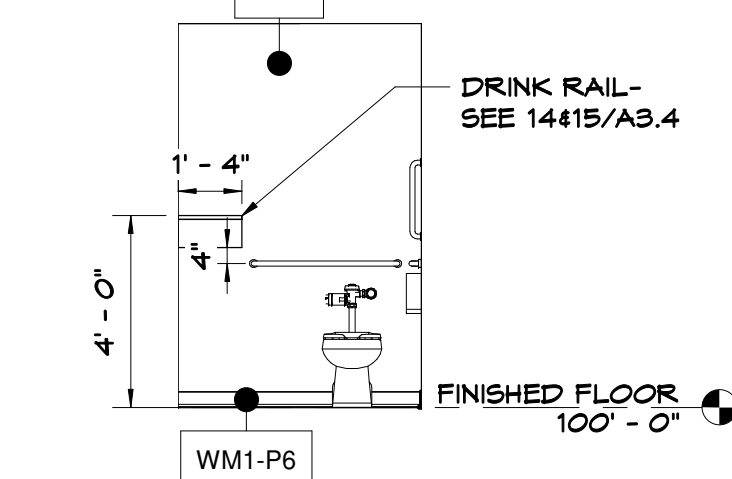
**MENS 106 - NORTH**

SCALE: 1/4" = 1'-0"



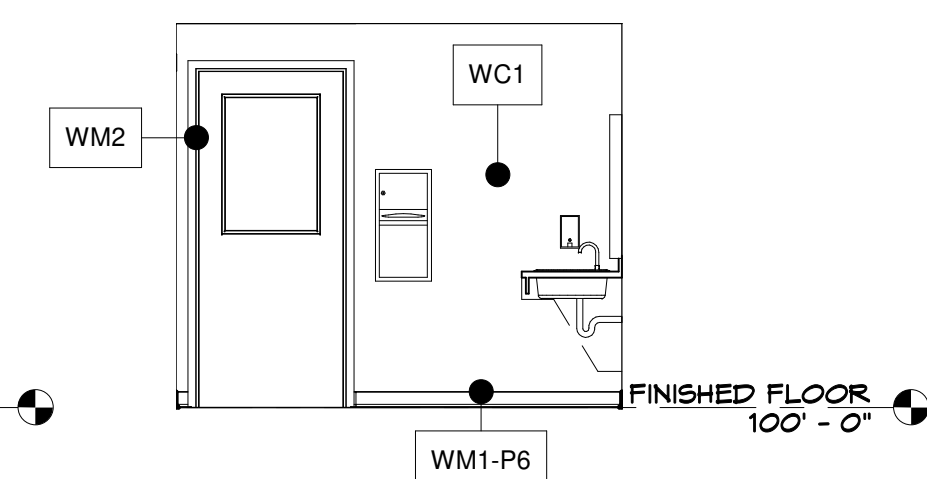
**WOMENS-ADA STALL**

SCALE: 1/4" = 1'-0"



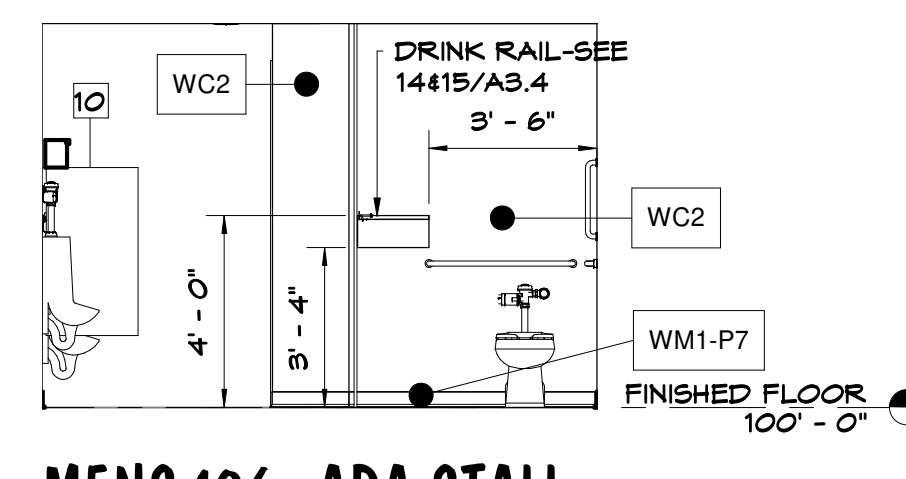
**WOMENS-ADA STALL**

SCALE: 1/4" = 1'-0"



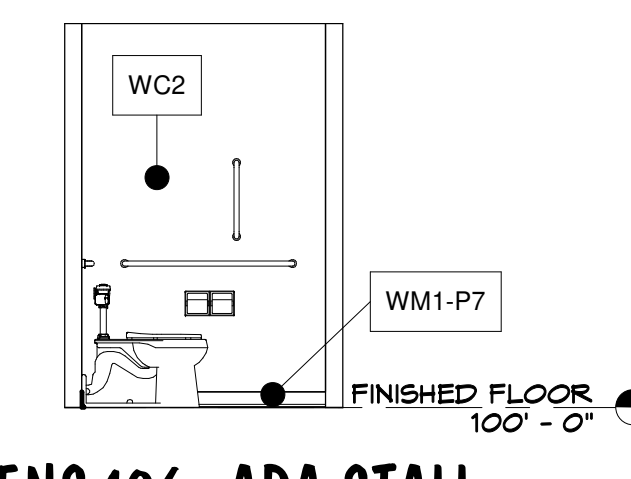
**WOMENS 105 - EAST**

SCALE: 1/4" = 1'-0"



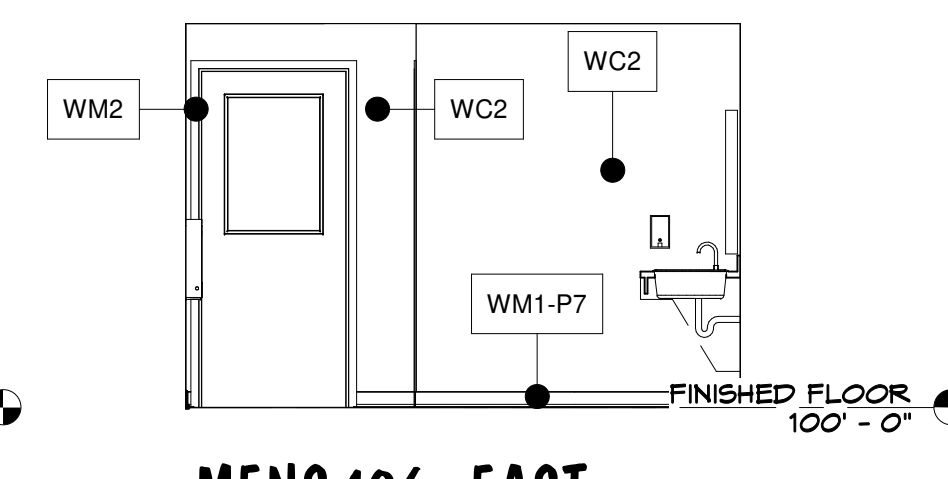
**MENS 106 - ADA STALL**

SCALE: 1/4" = 1'-0"



**MENS 106 - ADA STALL**

SCALE: 1/4" = 1'-0"

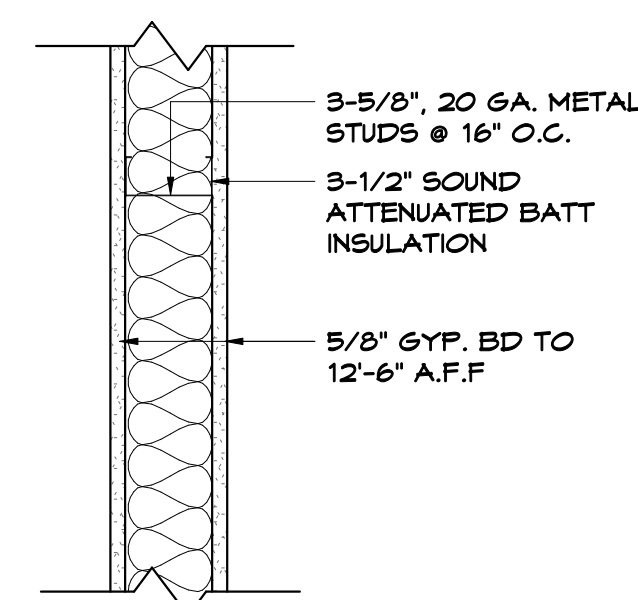


**MENS 106 - EAST**

SCALE: 1/4" = 1'-0"

REFER TO ID SHEET FOR FINISH SCHEDULE

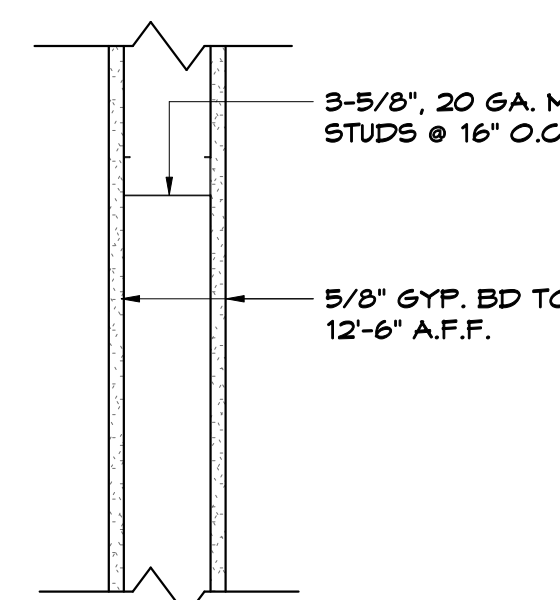
REFER TO ID SHEET FOR FINISH SCHEDULE



FRAMING HEIGHT - TO 12'-6" A.F.F.

**WALL TYPE**

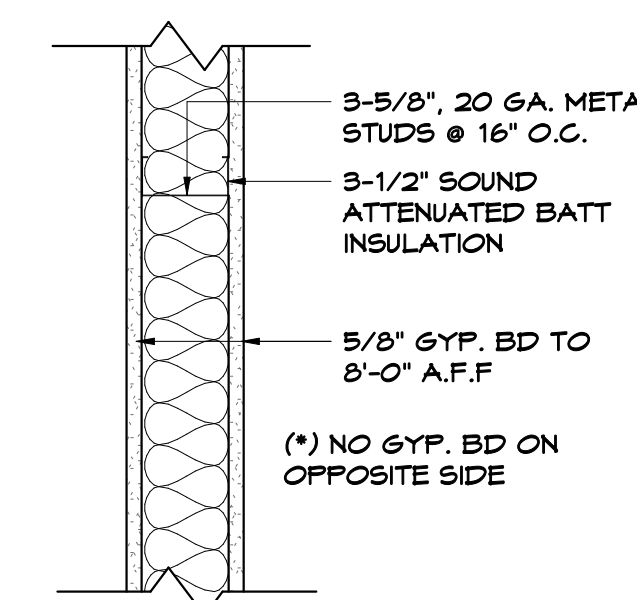
SCALE: 1 1/2" = 1'-0"



FRAMING HEIGHT - TO 12'-6" A.F.F.

**WALL TYPE**

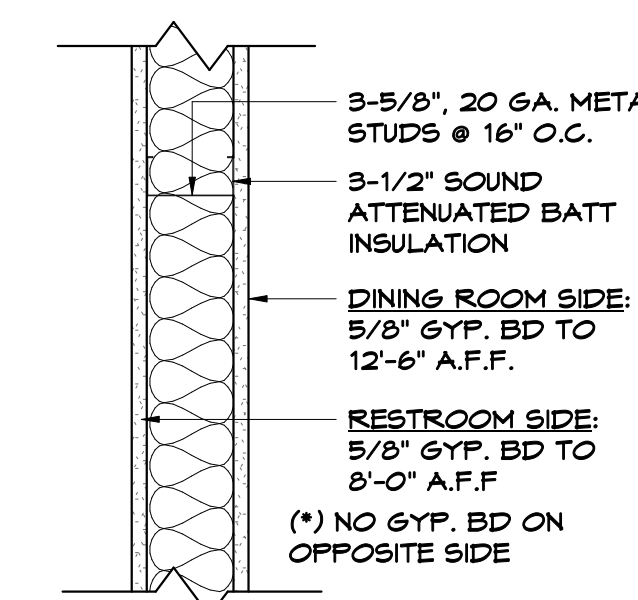
SCALE: 1 1/2" = 1'-0"



FRAMING HEIGHT - TO 8'-0" A.F.F.

**WALL TYPE**

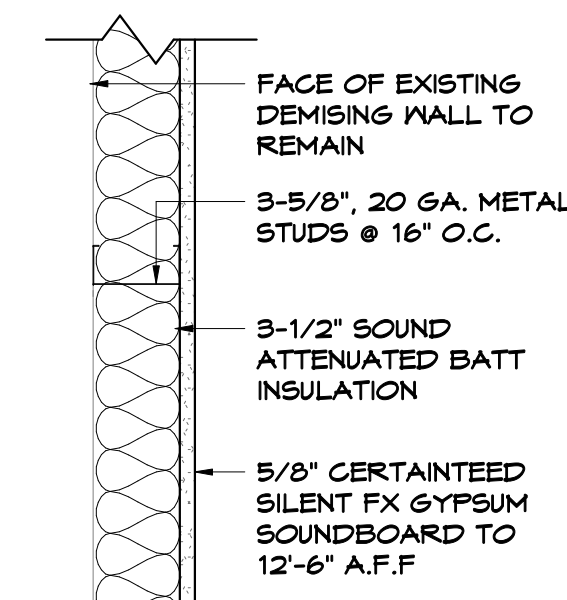
SCALE: 1 1/2" = 1'-0"



FRAMING HEIGHT - TO 12'-6" A.F.F.

**WALL TYPE**

SCALE: 1 1/2" = 1'-0"



FRAMING HEIGHT - TO 12'-6" A.F.F.


**WALL TYPE**

SCALE: 1 1/2" = 1'-0"

Tenant Finish Alteration for:  
**RED LEPRECHAUN**  
22 W. FREEDOM WAY  
CINCINNATI, OH 45202

REV. DATE CKD

Drawn By:MR Checked By:MB



Date:10-18-22 Job No:22.134

**A3.4**

Tenant Finish Alteration for:  
**RED LEPRECHAUN**  
22 W. FREEDOM WAY  
CINCINNATI, OH 45202

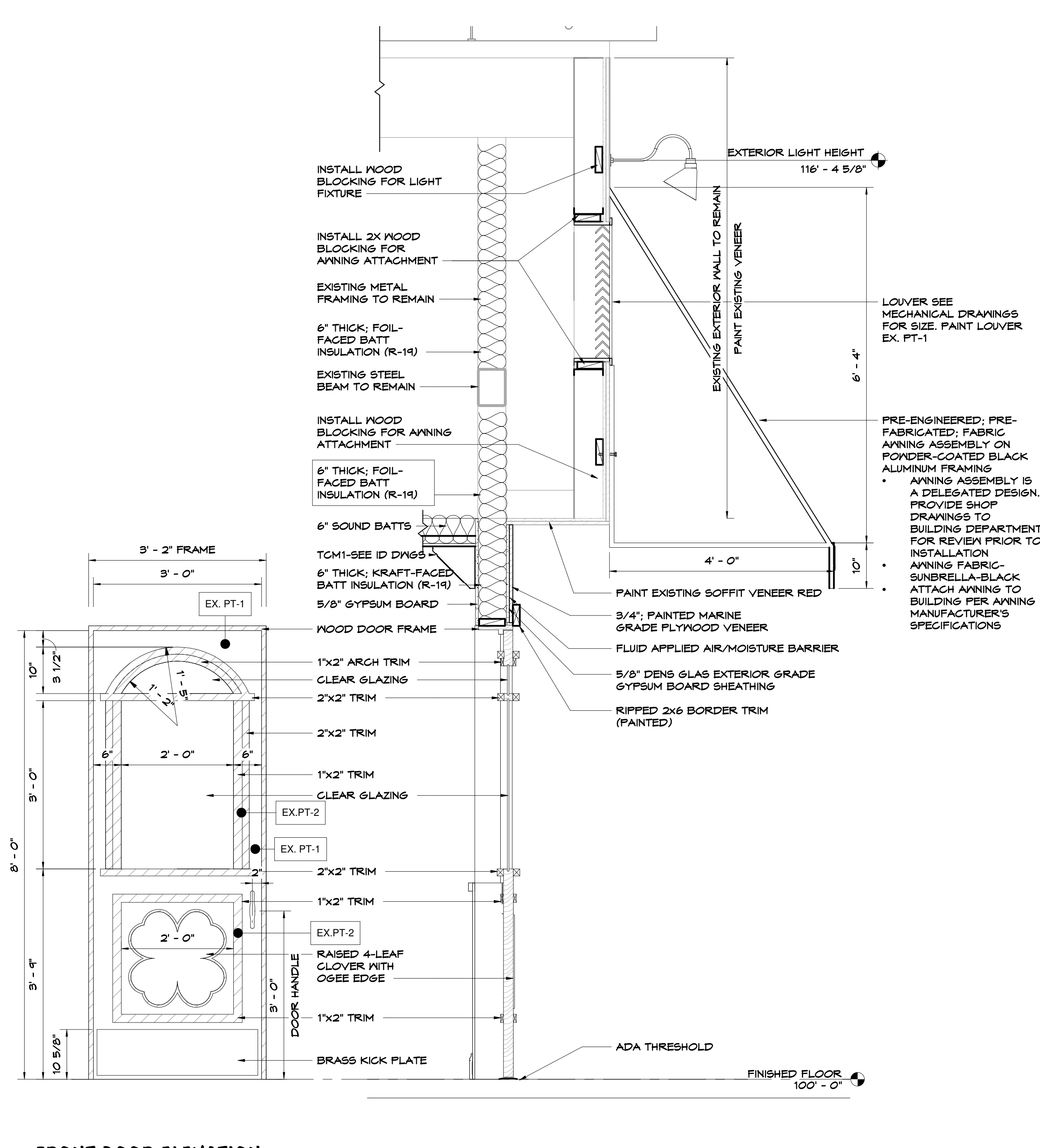
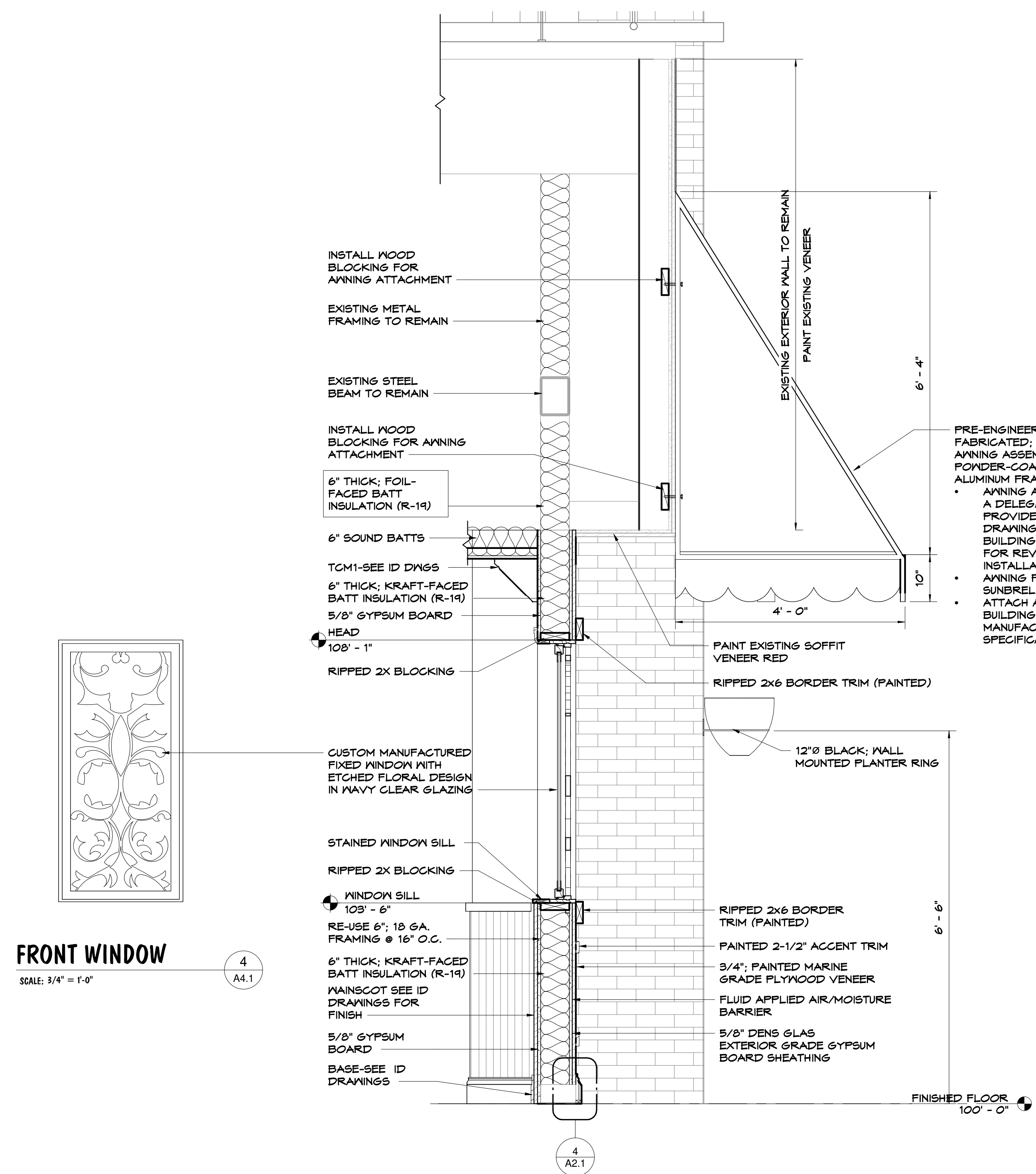
REV. DATE CKD

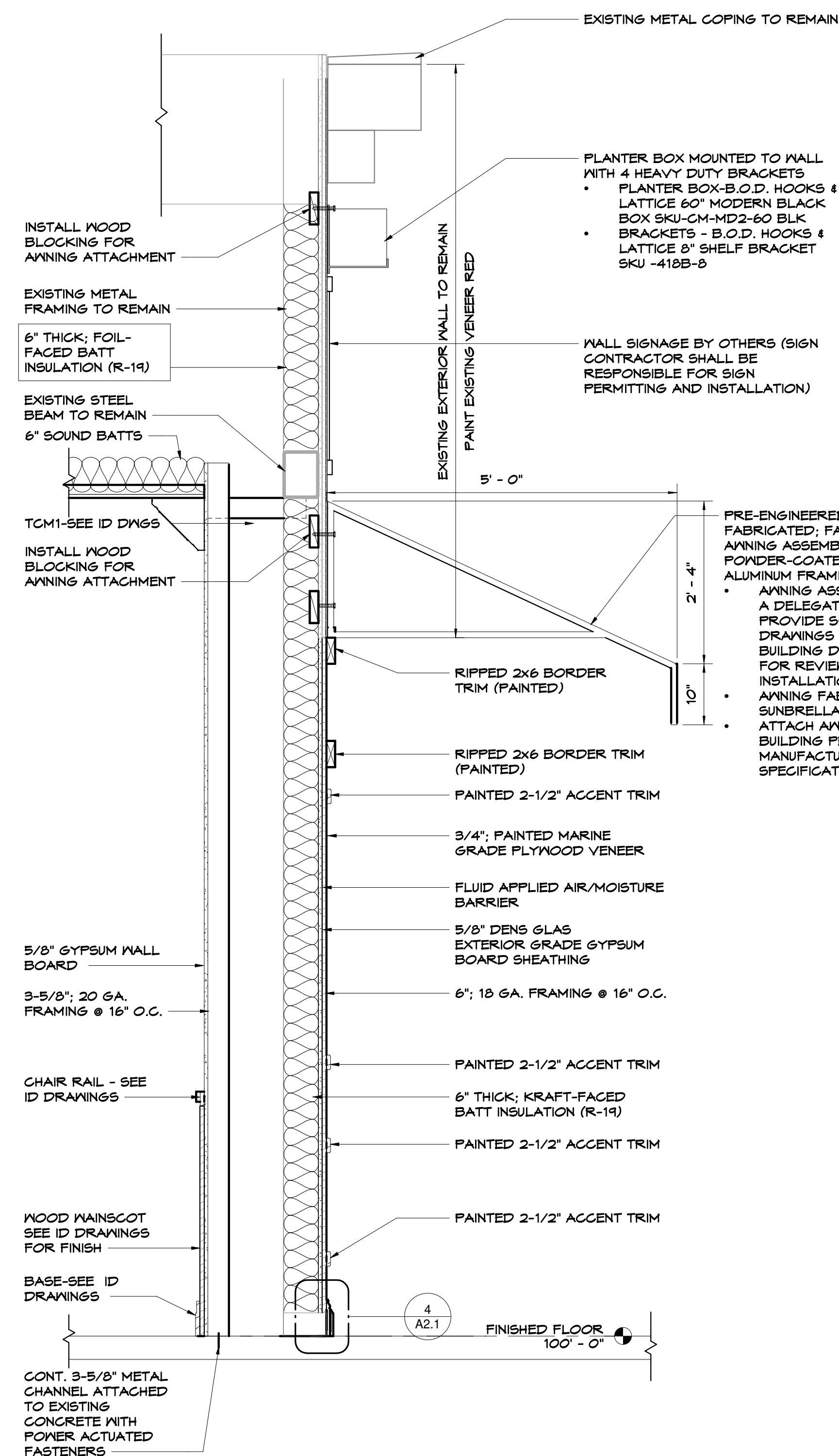
Drawn By:MR Checked By:MB



Date:10-18-22 Job No:22.134

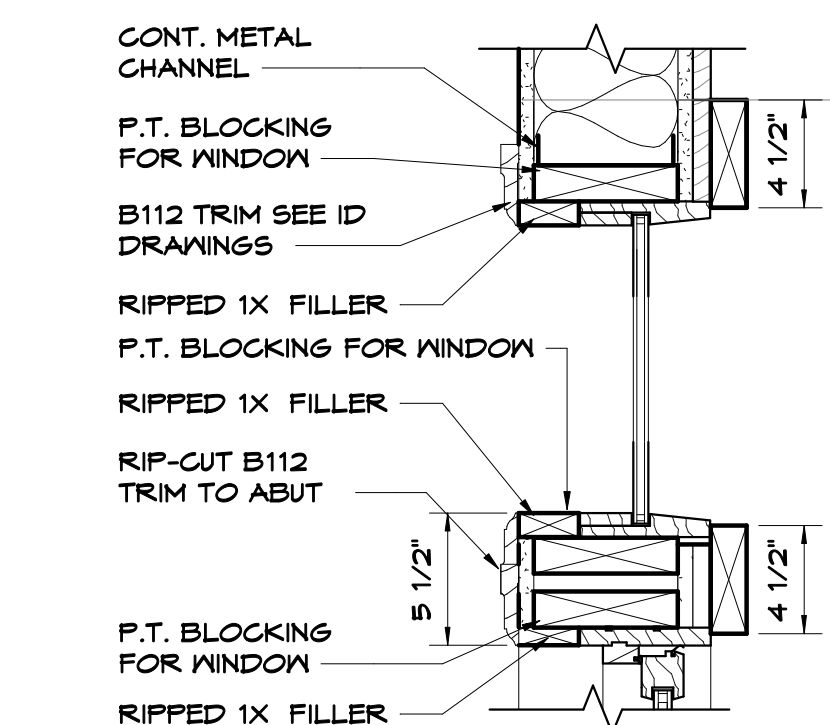
# A4.1



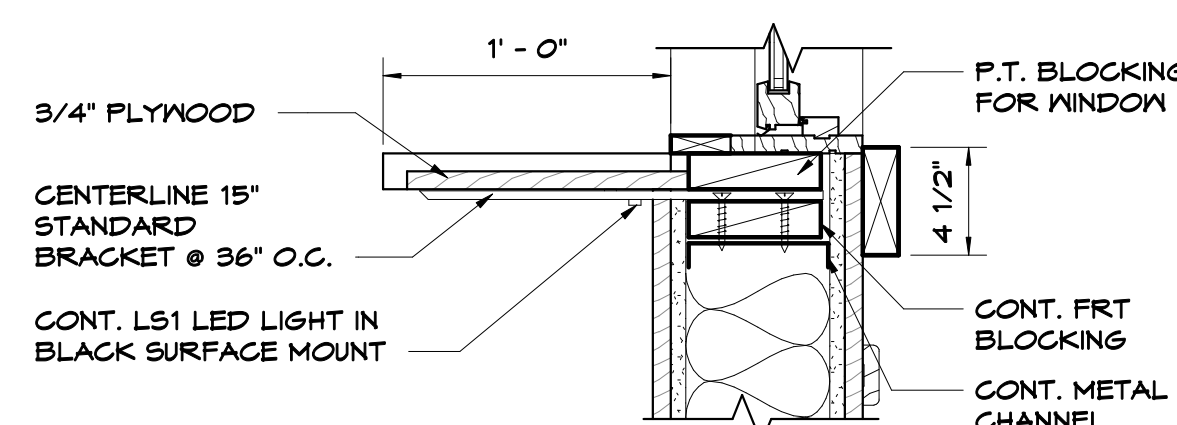


**WALL SECTION**  
SCALE: 3/4" = 1'-0"  
2  
A4.2

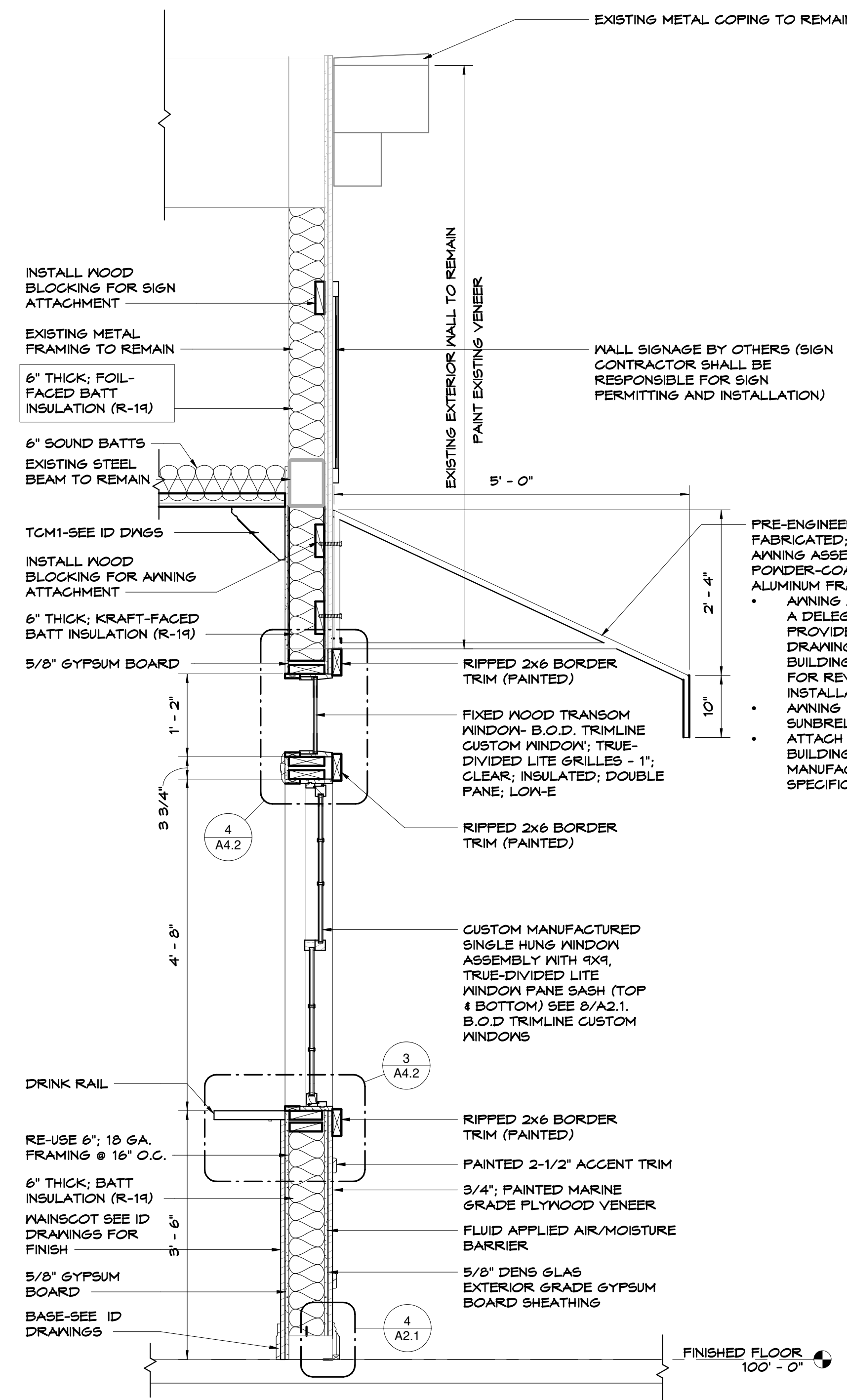
PRE-ENGINEERED; PRE-FABRICATED; FABRIC AWNING ASSEMBLY ON POWDER-COATED BLACK ALUMINUM FRAMING  
 • AWNING ASSEMBLY IS A DELEGATED DESIGN. PROVIDE SHOP DRAWINGS TO BUILDING DEPARTMENT FOR REVIEW PRIOR TO INSTALLATION  
 • AWNING FABRIC-SUNBRELLA-BLACK ATTACH AWNING TO BUILDING PER AWNING MANUFACTURER'S SPECIFICATIONS



**TRANSOM DETAIL**  
SCALE: 1 1/2" = 1'-0"  
4  
A4.2



**WINDOW DRINK RAIL DETAIL**  
SCALE: 1 1/2" = 1'-0"  
3  
A4.2




**WALL SECTION**  
SCALE: 3/4" = 1'-0"  
1  
A4.2

PRE-ENGINEERED; PRE-FABRICATED; FABRIC AWNING ASSEMBLY ON POWDER-COATED BLACK ALUMINUM FRAMING  
 • AWNING ASSEMBLY IS A DELEGATED DESIGN. PROVIDE SHOP DRAWINGS TO BUILDING DEPARTMENT FOR REVIEW PRIOR TO INSTALLATION  
 • AWNING FABRIC-SUNBRELLA-BLACK ATTACH AWNING TO BUILDING PER AWNING MANUFACTURER'S SPECIFICATIONS

Tenant Finish Alteration for:  
**RED LEPRECHAUN**  
22 W. FREEDOM WAY  
CINCINNATI, OH 45202

REV. DATE CKD

Drawn By:MR Checked By:MB



Date:10-18-22 Job No:22.134

# A4.2