

Report By:

National TAB
1329 E. KEMPER ROAD
SUITE 4210
CINCINNATI, OH 45246



Report: PRELIM TAB
Function: Test, Adjust, & Balance
Date: 10/29/2025
Completed By: National TAB

PROJECT
08-25-25 WAWA #7206 COLERAIN, OH

10329 COLERAIN AVE & STRUBLE RD

COLERAIN TOWNSHIP, OH 45252

Client

Wawa
260 West Baltimore Pike

Wawa, PA 19063

National TAB

Project: 08-25-25 WAWA #7206 COLERAIN, OH

Table Of Contents

Section	Page #
AHU/RTU	3
FAN - Exhaust	9
Checklist Data	14

National TAB

Project: 08-25-25 WAWA #7206 COLERAIN, OH

System/Unit: AHU/RTU



Asset: RTU1

AREA:FOOD SERVICE

Unit Data		
	Design	Actual
MFG	LENNOX	LENNOX
Serial Num	-	5624J02962
Model Num	LCT150H4E	LCT150H4E
Type	RTU	RTU
Configuration	VERTICAL	VERTICAL
Num OA Filters 1	-	2
OA Filter Size 1	-	16"x25"
Num Final Filter 1	-	4
Final Filter Size 1	-	20"x25"x2"


Test Data		
	Design	Actual
SF CFM	4500	4423
RA CFM	3800	3703
OA CFM	700	720
RL Voltage	-	205/208/207
RL Amperage	-	4.2/4.2/4.1
SF System SetPt	-	79%
RA Damper Position	-	71%
RA Damper Type	-	MECHANICALLY LINKED
OA Damper Position	-	29%
OA Damper Type	-	ECONOMIZER

Motor Data		
	Design	Actual
Motor MFG	-	EBM PABBST
Horsepower	3.75	3.8
Motor Rpm	-	2200
Phase	3	3
Rated Voltage	208	208
Rated Amperage	-	8.7

Performance Data		
	Design	Actual
MA Plenum SP	-	-0.59"
Fan Suction SP	-	-0.91"
Fan Discharge SP	-	0.40"
Total ESP	0.70"	0.92"
Fan Total SP	-	0.99"

Completed By: Gabe Merk on 10/29/2025

Unit Data - PHOTO LOG



08/26/2025



08/26/2025

National TAB

Project:08-25-25 WAWA #7206 COLERAIN, OH

AHU/RTU



Diffuser Supply (GRD)

RTU1/FOOD SERVICE

Asset									
Asset Name	Location	Type	Size	DESIGN CFM	AK	CFM(1)	CFM(2)	FINAL CFM	% to design
SGRD1	COFFEE	SD-6	12"	500	1	774	648	501	100.2
SGRD2	FOOD SERVICE	SD-6	10"	425	1	615	499	407	95.8
SGRD3	FOOD SERVICE	SD-6	10"	425	1	531	395	408	96.0
SGRD4	FOOD SERVICE	SD-6	10"	425	1	60	427	422	99.3
SGRD5	FOOD SERVICE	SD-6	10"	425	1	536	397	427	100.5
SGRD6	FOOD SERVICE	SD-6	10"	425	1	499	375	429	100.9
SGRD7	FOOD SERVICE	SD-6	10"	400	1	292	241	299	74.8
SGRD8	FOOD SERVICE	SD-6	10"	400	1	436	355	410	102.5
SGRD9	FOOD SERVICE	SD-6	10"	400	1	440	355	410	102.5
SGRD10	TRASH	SD-1	10"	300	1	546	433	313	104.3
SGRD11	ELECTRICAL ROOM	SD-1	10"	375	1	422	346	397	105.9
Total				4500		5151	4471	4423	98.29%

National TAB

Project: 08-25-25 WAWA #7206 COLERAIN, OH

System/Unit: AHU/RTU



Asset: RTU2

AREA:RETAIL

Unit Data		
	Design	Actual
MFG	LENNOX	LENNOX
Serial Num	-	5624L01941
Model Num	LGT102H4E	LGT102H4E
Type	RTU	RTU
Configuration	VERTICAL	VERTICAL
Num OA Filters 1	-	2
OA Filter Size 1	-	16"x25"
Num Final Filter 1	-	4
Final Filter Size 1	-	20"x25"x2"

Motor Data		
	Design	Actual
Motor MFG	-	EBM PABBST
Horsepower	3.75	3.8
Motor Rpm	-	1780
Phase	3	3
Rated Voltage	208	208
Rated Amperage	-	7.5

Test Data		
	Design	Actual
SF CFM	3400	3361
RA CFM	3020	2986
OA CFM	380	375
RL Voltage	-	205/208/207
RL Amperage	-	1.3/1.3/1.5
SF System SetPt	-	54%
RA Damper Position	-	84%
RA Damper Type	-	MECHANICALLY LINKED
OA Damper Position	-	16%
OA Damper Type	-	ECONOMIZER

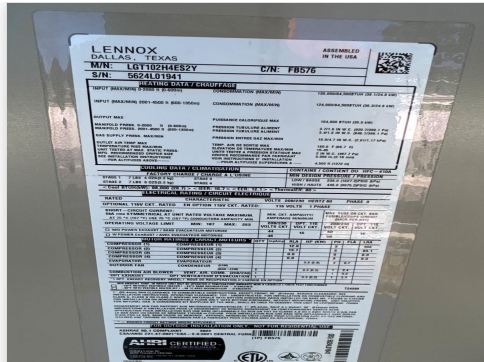
Performance Data		
	Design	Actual
MA Plenum SP	-	-0.27"
Fan Suction SP	-	-0.40"
Fan Discharge SP	-	0.29"
Total ESP	1.00"	0.52"
Fan Total SP	-	0.69"

Completed By: Gabe Merk on 10/29/2025

Unit Data - PHOTO LOG



08/26/2025



08/26/2025

National TAB

Project:08-25-25 WAWA #7206 COLERAIN, OH

AHU/RTU



Diffuser Supply (GRD)

RTU2/RETAIL

Asset									
Asset Name	Location	Type	Size	DESIGN CFM	AK	CFM(1)	CFM(2)	FINAL CFM	% to design
SGRD1	RETAIL	SD-2		275	0.367	478	286	289	105.1
SGRD2	RETAIL	SD-2		275	0.367	39	289	291	105.8
SGRD3	RETAIL	SD-2		300	0.367	435	228	289	96.3
SGRD4	RETAIL	SD-2		275	0.367	551	412	286	104.0
SGRD5	RETAIL	SD-2		275	0.367	524	384	281	102.2
SGRD6	RETAIL	SD-2		275	0.367	286	200	258	93.8
SGRD7	RETAIL	SD-2		275	0.367	362	259	269	97.8
SGRD8	RETAIL	SD-2		275	0.367	372	271	285	103.6
SGRD9	RETAIL	SD-2		275	0.367	532	424	265	96.4
SGRD10	HALLWAY	SD-1	8"	200	1	236	169	186	93.0
SGRD11	WOMENS RR	SD-5	8"	100	1	195	152	105	105.0
SGRD12	ENTRY	SD-5	8"	200	1	169	124	184	92.0
SGRD13	MENS RR	SD-5	8"	150	1	284	201	147	98.0
SGRD14	DELIVERY ROOM	SD-1	8"	250	1	182	128	226	90.4
Total				3400		4645	3527	3361	98.85%

National TAB

Project: 08-25-25 WAWA #7206 COLERAIN, OH

System/Unit: AHU/RTU



Asset: RTU3

AREA:FOH

Unit Data		
	Design	Actual
MFG	LENNOX	LENNOX
Serial Num	-	5624L05243
Model Num	LGT072H4E	LGT072H4E
Type	RTU	RTU
Configuration	VERTICAL	VERTICAL
Num OA Filters 1	-	1
OA Filter Size 1	-	16"x31"
Num Final Filter 1	-	4
Final Filter Size 1	-	20"x20"x2"

Motor Data		
	Design	Actual
Motor MFG	-	EBM PABST
Horsepower	1	1.5
Motor Rpm	-	3300
Phase	3	3
Rated Voltage	208	208
Rated Amperage	-	4.4

Test Data		
	Design	Actual
SF CFM	2400	2365
RA CFM	2200	2154
OA CFM	200	211
RL Voltage	-	205/208/207
RL Amperage	-	2.3/2.2/2.1
SF System SetPt	-	79%
RA Damper Position	-	75%
RA Damper Type	-	MECHANICALLY LINKED
OA Damper Position	-	25%
OA Damper Type	-	ECONOMIZER

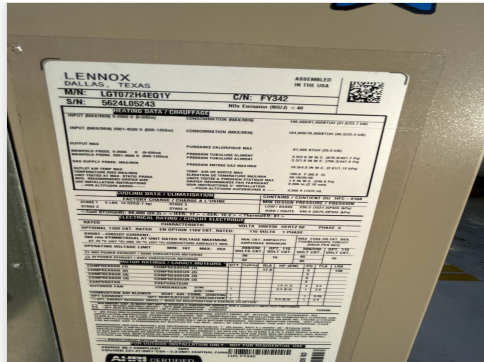
Performance Data		
	Design	Actual
MA Plenum SP	-	-0.46"
Fan Suction SP	-	-0.66"
Fan Discharge SP	-	0.42"
Total ESP	0.50"	0.88"
Fan Total SP	-	1.08"

Completed By: Gabe Merk on 10/29/2025

Unit Data - PHOTO LOG



08/26/2025



08/26/2025

National TAB

Project:08-25-25 WAWA #7206 COLERAIN, OH

AHU/RTU



Diffuser Supply (GRD)

RTU3/FOH

Asset									
Asset Name	Location	Type	Size	DESIGN CFM	AK	CFM(1)	CFM(2)	FINAL CFM	% to design
SGRD1	ENTRY	SD-5	8"	250	1	238	211	228	91.2
SGRD2	FOH	SD-2		450	0.384	502	421	443	98.4
SGRD3	FOH	SD-2		450	0.384	532	469	476	105.8
SGRD4	FOH	SD-2		450	0.384	379	333	422	93.8
SGRD5	FOH	SD-2		450	0.384	470	389	457	101.6
SGRD6	ASSOCIATES AREA	SD-1	8"	200	1	288	246	186	93.0
SGRD7	OFFICE	SD-1	8"	150	1	316	292	153	102.0
Total				2400		2725	2361	2365	98.54%

National TAB

Project: 08-25-25 WAWA #7206 COLERAIN, OH

System/Unit: FAN - Exhaust



Asset: EF1

AREA:RESTROOM

Unit Data		
	Design	Actual
MFG	GREENHECK	GREENHECK
Model Num	GB-098-6	GB-098-6
Serial Num	-	26477760
Type	DOWNBLAST	CRE DOWNBLAST
Configuration	VERTICAL	VERTICAL

Motor Data		
	Design	Actual
Motor MFG	-	MARATHON
Frame	-	48Y
Horsepower	0.167	1/6
Motor Rpm	-	1725
Phase	1	1
Voltage (rated)	120	115
Amperage (rated)	-	3.6
Service Factor	-	1.15

Test Data		
	Design	Actual
CFM	375	395
Fan RPM	-	962
Fan Rotation	-	CW
Motor RPM	-	1767
System SetPt	-	5 turns out
RL Voltage	-	118
RL Amperage	-	3.4
Total ESP	0.38"	0.21"
Fan Inlet SP	-	-0.21"

Completed By: Gabe Merk on 10/29/2025

National TAB

Project:08-25-25 WAWA #7206 COLERAIN, OH

FAN - Exhaust



Diffuser Ret/Exh (GRD)

EF1/RESTROOM

Asset									
Asset Name	Location	Type	Size	DESIGN CFM	AK	CFM(1)	CFM(2)	FINAL CFM	% to design
EGRD1	WOMENS RR	EG-1	8X8	150	1	223	176	158	105.3
EGRD2	MENS RR	EG-1	8X8	225	1	267	247	237	105.3
Total				375		490	423	395	105.33%

National TAB

Project: 08-25-25 WAWA #7206 COLERAIN, OH

System/Unit: FAN - Exhaust



Asset: EF2

AREA:FOOD SERVICE

Unit Data		
	Design	Actual
MFG	GREENHECK	GREENHECK
Model Num	GB-098-6	GB-098-6
Serial Num	-	26477762
Type	DOWNBLAST	CRE DOWNBLAST
Configuration	VERTICAL	VERTICAL

Test Data		
	Design	Actual
CFM	400	405
Fan RPM	-	1044
Fan Rotation	-	CW
Motor RPM	-	1764
System SetPt	-	3-1/2 turns out
RL Voltage	-	118
RL Amperage	-	3.1
Total ESP	0.38"	0.13"
Fan Inlet SP	-	-0.13"

Motor Data		
	Design	Actual
Motor MFG	-	MARATHON
Frame	-	48Y
Horsepower	0.167	1/6
Motor Rpm	1	1725
Phase	1	1
Voltage (rated)	120	115
Amperage (rated)	-	3.6
Service Factor	-	1.15

Completed By: Gabe Merk on 10/29/2025

Notes:

Motor sheave:VP25

Motor bore: 7/16"

Fan sheave: 3-7/16"


Fan bore: 3/4"

Belt CL: 5-1/4"

1-3L180 Belt

Written By: Gabe Merk on 08/26/2025

Unit Data - PHOTO LOG



08/26/2025

National TAB

Project:08-25-25 WAWA #7206 COLERAIN, OH

FAN - Exhaust



Diffuser Ret/Exh (GRD)

EF2/FOOD SERVICE

Asset									
Asset Name	Location	Type	Size	DESIGN CFM	AK	CFM(1)	CFM(2)	FINAL CFM	% to design
EGRD1	FOOD SERVICE	RG-2	8X8	200	1	277	251	203	101.5
EGRD2	FOOD SERVICE	RG-2	8X8	200	1	180	155	202	101.0
Total				400		457	406	405	101.25%

National TAB

Project: 08-25-25 WAWA #7206 COLERAIN, OH

System/Unit: FAN - Exhaust



Asset: EF3

AREA:TRASH

Unit Data		
	Design	Actual
MFG	GREENHECK	GREENHECK
Model Num	SP-B200	SP-B200
Serial Num	-	26473456
Type	CEILING	CEILING

Test Data		
	Design	Actual
CFM	200	196

Motor Data		
	Design	Actual
Motor MFG	-	GREENHECK
Horsepower	0.167	1/30
Motor Rpm	-	1000
Phase	1	1
Voltage (rated)	120	115
Amperage (rated)	-	2.7

Completed By: Gabe Merk on 10/29/2025

CheckList List

- 01: RTU's/AHU's
- 02: LENNOX SETUP PARAMETERS
- 03: SENSOR WIRING (LENNOX)
- 04: EF'S
- 05: CLOSEOUT CHECKS



08-25-25 WAWA #7206 COLERAIN, OH

CheckList Information

Name : 01: RTU's/AHU's **Status :** Completed

Assigned Organization : National TAB **Asset :**

Requesting Organization : National TAB

Created Date : 08/13/2025 - Natasha Louw - National TAB

Completed Date : 10/29/2025 - Gabe Merk - National TAB

CheckList Item Details

RTU's/AHU's

All diffusers and grilles are installed and match design?	Pass
---	------

Comment:

Clean filters installed?	Pass
--------------------------	------

Comment:

Economizers are assembled and functional?	Pass
---	------

Comment:

Motors are all operating below the FLA rating?	Pass
--	------

Comment:

Are belts tight?	N/A
------------------	-----

Comment:

If direct drive unit is the speed controller working?	Pass
---	------

Comment:

Is gas piping installed and valves turned on?	Pass
---	------

Comment:

Condensate drains are installed?

Pass

Comment:

Unit free of noticeable noise and vibration

Pass

Comment:

Final outside air damper position is marked with permanent marker?

Pass

Comment:

No alarms present?

Pass

Comment:

Any noticeable duct leakage?

Pass

Comment:

Total supply and OA flows are balanced within +/-5% and supply & return diffusers within +/-10%?

Pass

Comment:

IN TEST MODE, TEST THE FOLLOWING:

Cooling mode is operational? Record EAT/LAT for each unit:

Comment:

1: 69/50 2: 69/54 3: 70/55

Heating mode is operational? Record EAT/LAT for each unit:

Pass

Comment:

1: na 2: 68/99 3: 69/103

Dehumidification mode is operational? (Feel dehumidification coil with your hand. Is it hot?) Record EAT/LAT for each unit:

Pass

Comment:

1: 68/49 hot 2:70/55 hot 3: 70/59 hot



08-25-25 WAWA #7206 COLERAIN, OH

CheckList Information

Name : 02: LENNOX SETUP PARAMETERS **Status :** Completed

Assigned Organization : National TAB **Asset :**

Requesting Organization : National TAB

Created Date : 08/13/2025 - Natasha Louw - National TAB

Completed Date : 10/29/2025 - Gabe Merk - National TAB

CheckList Item Details

UNIT ID CONFIGURATIONS

BACNET CONFIGURATION: GO TO SETTINGS>GENERAL>CONFIGURATION ID1 POSITION 5 SET TO "N". Pass

Comment:

NETWORK CONFIGURATION: GO TO SETUP>NETWORK INTEGRATION, SET TO BACNET IP Pass

Comment:

CONTROL MODE: SET CONTROL MODE TO ROOM SENSOR: CO2, TEMP & HUMIDITY (PER UNIT, AS NEEDED). Pass

Comment:

INDIVIDUAL PARAMETER CONFIGURATIONS (MECHANICAL CONTRACTOR TO DEFINE / AS APPLICABLE):

PARAMETER 105 DEHUMID MODE: 7 NO CONDITIONS Pass

Comment:

PARAMETER 106 DEHUMID SETPOINT: 50, THIS IS A CENTERED SET POINT (+/-) Yes

Comment:

PARAMETER 107 DEHUMID DEADBAND: 3 (DEFAULT) THIS IS THE ACTUAL +/- VALUE Pass

Comment:

PARAMETER 117 CO2 DAMPER MAX OPEN: 50%

Pass

Comment:

PARAMETER 118 CO2 START OPEN PPM: 1500

Pass

Comment:

PARAMETER 119 CO2 MAX OPEN PPM: 1500

Pass

Comment:

PARAMETER 137 OCCHET SET POINT: 68 (BACK UP)

Pass

Comment:

PARAMETER 131 SET TO THE SAME % AS THE MINMIUM OA DAMPER SETPOINT

Pass

Comment:

PARAMETER 139 OCC COOLING SET POINT: 72 (BACK UP)

Pass

Comment:

PARAMETER 154 OCC BLOWER MODE: ON-CONTINUOUS 1

Pass

Comment:

CFM VALUES / MSAV FAN SPEEDS (AIR BALANCER TO DEFINE / IF APPLICABLE):

OA DAMPER SET TO SAME POSITION IN ALL FAN SPEEDS?

Pass

Comment:

ALL FAN SPEEDS SET TO THE SAME CFM VALUE (ENTER SETPOINTS BELOW)

Pass

Comment:

1: 79% 2: 54% 3: 79%

HEAT CFM VALUE: PER THE HVAC SCHEDULE

N/A

Comment:

HIGH COOL CFM VALUE: THE HIGH COOL CFM VALUE

N/A

Comment:

LOW COOL CFM VALUE: MATCH THE HIGH COOL CFM VALUE

N/A

Comment:

VENTILATION CFM VALUE: MATCH THE HIGH COOL CFM VALUE

N/A

Comment:



08-25-25 WAWA #7206 COLERAIN, OH

CheckList Information

Name : 03: SENSOR WIRING (LENNOX) **Status :** Completed
Assigned Organization : National TAB **Asset :**
Requesting Organization : National TAB
Created Date : 08/13/2025 - Natasha Louw - National TAB
Completed Date : 10/29/2025 - Gabe Merk - National TAB

CheckList Item Details

COMBINATION TEMPERATURE/HUMIDITY SENSOR

Sensors are installed where shown on the drawing? Pass

Comment:

2 conductor shielded cable has one wire landed to Vin, one to GND, and the shield wire is not connected. Pass

Comment:

For second shielded cable, one wire is landed to Vout and the shield wire is not connected. Pass

Comment:

Verify that the CORE or Prodigy controller is sensing a relative humidity (record the reading) Pass

Comment:

40%,30%,37%



08-25-25 WAWA #7206 COLERAIN, OH

CheckList Information

Name : 04: EF'S **Status :** Completed

Assigned Organization : National TAB **Asset :**

Requesting Organization : National TAB

Created Date : 08/13/2025 - Natasha Louw - National TAB

Completed Date : 10/29/2025 - Gabe Merk - National TAB

CheckList Item Details

EF's

Rotation is correct?	Pass
----------------------	------

Comment:

Belts are tight (if applicable)?	Pass
----------------------------------	------

Comment:

Speed controller installed and functional (if applicable)?	Pass
--	------

Comment:

There is no major leakage around base of fan?	Pass
---	------

Comment:

Is the motor operating below the motor FLA rating?	Pass
--	------

Comment:

Back draft damper installed and can it fully open?	Pass
--	------

Comment:

Unit free of noticeable noise and vibration?	Pass
--	------

Comment:

Total exhaust flow balanced within +/-5% and grilles are within +/-10%?

Pass

Comment:



08-25-25 WAWA #7206 COLERAIN, OH

CheckList Information

Name : 05: CLOSEOUT CHECKS **Status :** Completed

Assigned Organization : National TAB **Asset :**

Requesting Organization : National TAB

Created Date : 08/13/2025 - Natasha Louw - National TAB

Completed Date : 10/29/2025 - Gabe Merk - National TAB

CheckList Item Details

SPACE COMFORT

Is space free of drafting? Pass

Comment:

Is space comfortable in all areas? Pass

Comment:

Is the space free of ventilation noise? Pass

Comment:

BUILDING PRESSURE

Do actual net building airflow, design net building airflow, and pressure coincide? If not why? (All three should either be positive or negative) Pass

Comment: