

Report By:

Vipul Company
dfghfdgfdg
ggfhghgfhfgdh, AZ 45545

Report: Test qA
Function: Test, Adjust, & Balance
Date: 6/16/2022

PROJECT
12 jan Test QA

Test new street 2

Noida, CA 28972

Client



Vipul Company

Project: 12 jan Test QA

Table Of Contents

| Section | Page # |
|------------|--------|
| Issue Data | 3 |
| RFI Data | 12 |
| AHU/RTU | 20 |
| Boiler | 23 |



12 jan Test QA

Project Issue Information

Issue Name : Hii neha1

Description : abc

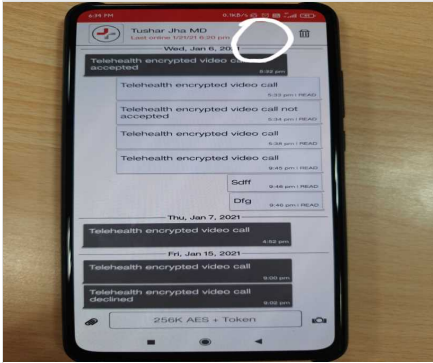
Created By : Vipul Company

Assigned To : Vipul Company - Vipul Gupta

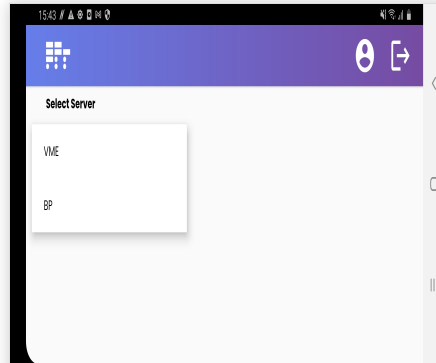
Status : Open

Originated Date : 03/11/2022 - Vipul Gupta - Vipul Company

Project Issue File Details



20210121_183535.jpg



Screenshot_2021112.jpg



Screenshot_2021010.jpg



12 jan Test QA

Project Issue Information

Issue Name : hii neha123

Description : testing

Created By : Vipul Company

Assigned To : Vipul Company - Vipul Gupta

Status : Open

Originated Date : 03/11/2022 - Vipul Gupta - Vipul Company

Project Issue File Details



demo_img_Copy.jpg



demo_img.jpg



demo3_img_Copy.jpg



12 jan Test QA

Project Issue Information

Issue Name : issue test 1

Description : fsd

Created By : Vipul Company

Assigned To : Chetu Development - Gulshan Kumar

Status : Open

Originated Date : 02/17/2022 - Vipul Gupta - Vipul Company



12 jan Test QA

Project Issue Information

Issue Name : ISSUE VIP

Description : SDLF

Created By : Vipul Company

Assigned To : Chetu Development - Rahul Singh

Status : Open

Originated Date : 02/14/2022 - Vipul Gupta - Vipul Company

Project Issue File Details



image1.jpg



12 jan Test QA

Project Issue Information

Issue Name : Issue404

Description : we are creating issue

Created By : Vipul Company

Assigned To : Chetu Development - Gulshan Kumar

Status : Open

Originated Date : 05/06/2022 - Vipul Gupta - Vipul Company



12 jan Test QA

Project Issue Information

Issue Name : Issuenuw

Description : new

Created By : Vipul Company

Assigned To : Chetu Development - Gulshan Kumar

Status : Open

Originated Date : 05/06/2022 - Vipul Gupta - Vipul Company



12 jan Test QA

Project Issue Information

Issue Name : Test QA

Description : Test

Created By : Vipul Company

Assigned To : Chetu Development - Gulshan Kumar

Status : Open

Originated Date : 05/05/2022 - Vipul Gupta - Vipul Company



12 jan Test QA

Project Issue Information

Issue Name : Test QA jun

Description : test qa

Created By : Vipul Company

Assigned To : Chetu Development - Prashant Channe

Status : Open

Originated Date : 06/16/2022 - Vipul Gupta - Vipul Company

Project Issue File Details


1. [Open](#) ISTQBCH2.ppt
2. [Open](#) ISTQBCH3.ppt
3. [Open](#) ISTQBCH4.ppt



file_example_PNG_2100kB.png



file_example_PNG_3MB.png



pexels_jess_loiterton_5008370.jpg



12 jan Test QA

Project Issue Information

Issue Name : Test QA1

Description : Test QA

Created By : Vipul Company

Assigned To : Chetu Development - Prashant Channe

Status : Open

Originated Date : 06/16/2022 - Vipul Gupta - Vipul Company

Project Issue File Details


1. [Open](#) ISTQBCH2.ppt
2. [Open](#) ISTQBCH3.ppt
3. [Open](#) ISTQBCH4.ppt



sample_1920_1280.jpeg



pexels_miguel_padri_n_255379.jpg



pexels_mike_cho_11565895.jpg



12 jan Test QA

Project RFI Information

Issue Name : issue 2222

Description : testing

Created By : Vipul Company

Assigned To : Vipul Company - Vipul Gupta

Status : Open

Originated Date : 03/11/2022 - Vipul Gupta - Vipul Company

Project Issue File Details



demo_img.jpg



demo3_img_Copy.jpg



demo_img_Copy.jpg



12 jan Test QA

Project RFI Information

Issue Name : long testing

Description : testing

Created By : Vipul Company

Assigned To : Vipul Company - Vipul Gupta

Status : Open

Originated Date : 03/11/2022 - Vipul Gupta - Vipul Company

Project Issue File Details



demo_img_Copy.jpg



demo3_img_Copy.jpg



demo_img.jpg



12 jan Test QA

Project RFI Information

Issue Name : New rfi

Description : oydiyf

Created By : Vipul Company

Assigned To : Vipul Company - Vipul Gupta

Status : Open

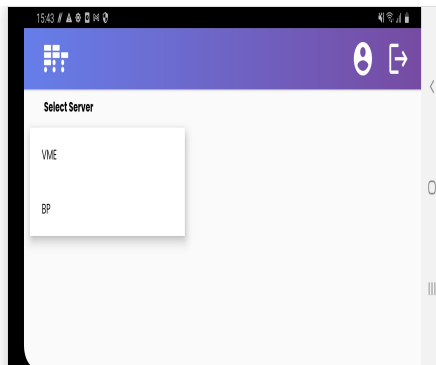
Originated Date : 03/11/2022 - Vipul Gupta - Vipul Company

Project Issue File Details

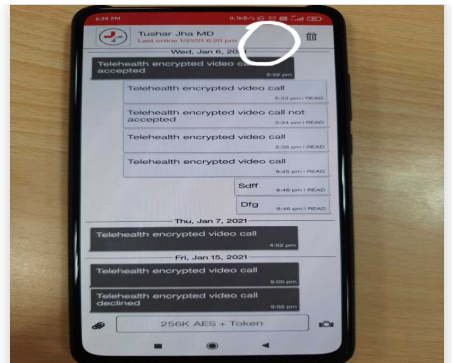
1. [Open](#) periodic-table.pdf



J.jpg



Screenshot_2021112.jpg



20210121_183535.jpg



12 jan Test QA

Project RFI Information

Issue Name : New rfi19

Description : rfi

Created By : Vipul Company

Assigned To : Chetu Development - Gulshan Kumar

Status : Open

Originated Date : 05/06/2022 - Vipul Gupta - Vipul Company



12 jan Test QA

Project RFI Information

Issue Name : nk testing

Description : testing

Created By : Vipul Company

Assigned To : Vipul Company - Vipul Gupta

Status : Open

Originated Date : 03/11/2022 - Vipul Gupta - Vipul Company

Project Issue File Details



demo3_img_Copy.jpg



demo_img_Copy.jpg



demo_img.jpg



12 jan Test QA

Project RFI Information

Issue Name : Test QA

Description :

Created By : Vipul Company

Assigned To : Chetu Development - Prashant Channe

Status : Open


Originated Date : 06/16/2022 - Vipul Gupta - Vipul Company

Project Issue File Details

1. [Open](#) _FuseIT_Google_Chrome_2022_06_16_15_01_52.mp4



file_example_PNG_3MB.png



pexels_miguel_padri_n_255379.j
pg



file_example_PNG_2100kB.png



12 jan Test QA

Project RFI Information

Issue Name : Test QA1

Description :

Created By : Vipul Company

Assigned To : Chetu Development - Prashant Channe

Status : Open

Originated Date : 06/16/2022 - Vipul Gupta - Vipul Company


Project Issue File Details



pexels_miguel_padri_n_255379.jpg



9861.jpg



pexels_mike_cho_11565895.jpg



12 jan Test QA

Project RFI Information

Issue Name : Testing rfi 44444

Description : Testing

Created By : Vipul Company

Assigned To : Vipul Company - Vipul Gupta

Status : Open

Originated Date : 05/12/2022 - Vipul Gupta - Vipul Company

Project RFI Response Details

- **05/12/2022 Vipul Company - Vipul Gupta**
 - Testing notifications



Vipul Company

Project: 12 jan Test QA

System/Unit: AHU/RTU

Asset: AHU1

AREA:

| Unit Data | | |
|---------------------|--------|--------|
| | Design | Actual |
| MFG | MFG | MFG |
| Serial Num | - | |
| Model Num | 2021 | 2021 |
| Inventory Tag ID | - | |
| Type | - | |
| Series | - | |
| Configuration | - | |
| Num OA Filters 1 | - | |
| OA Filter Size 1 | - | |
| Num OA Filters 2 | - | |
| OA Filter Size 2 | - | |
| Num PreFilter 1 | - | |
| PreFilter Size 1 | - | |
| Num PreFilter 2 | - | |
| PreFilter Size 2 | - | |
| Num Final Filter 1 | - | |
| Final Filter Size 1 | - | |
| Num Final Filter 2 | - | |
| Final Filter Size 2 | - | |

| Motor Data | | |
|----------------|--------|--------|
| | Design | Actual |
| Motor MFG | - | |
| Frame | - | |
| Horsepower | - | |
| Motor Rpm | - | |
| Phase | - | |
| Rated Voltage | - | |
| Rated Amperage | - | |
| Frequency | - | |
| Service Factor | - | |
| Efficiency | - | |
| Power Factor | - | |

| Drive Data | | |
|--------------------|--------|--------|
| | Design | Actual |
| Motor Sheave MFG | - | |
| Motor Sheave Size | - | |
| Motor Bore Size | - | |
| Motor Sheave SetPt | - | |
| Fan Sheave MFG | - | |
| Fan Sheave Size | - | |
| Fan Sheave Bore | - | |
| Belt CL Distance | - | |
| Num of Belts | - | |
| Belt Size | - | |
| Belt MFG | - | |
| Belt Deflection | - | |
| Belt Alignment | - | |

| Test Data | | |
|--------------------------|--------|--------|
| | Design | Actual |
| SF CFM (Initial) | - | |
| SF CFM | - | |
| SF RPM (Initial) | - | |
| SF RPM | - | |
| RA CFM | - | |
| OA CFM | - | |
| Exhaust CFM | - | |
| Relief CFM | - | |
| RL Voltage | - | |
| RL Amperage | - | |
| SF Rotation | - | |
| VFD Max SetPt | - | |
| VFD Min SetPt | - | |
| SF Motor Freq(HZ) | - | |
| SF Flow Station (Kv) | - | |
| OA Flow Station (Kv) | - | |
| SF System SetPt | - | |
| RA Flow Station (Kv) | - | |
| Relief Flow Station (Kv) | - | |
| RA Damper Position | - | |
| RA Damper Type | - | |
| MA Damper Position | - | |
| MA Damper Type | - | |
| OA Damper Position | - | |
| OA Damper Type | - | |
| Min OA Damper Position | - | |
| Min OA Damper Type | - | |
| Econo Damper Position | - | |
| Econo Damper Type | - | |
| Relief Damper Position | - | |
| Relief Damper Type | - | |
| OA Enthalpy Setpt | - | |
| Brake Horse Power | - | |



| Condensator Fan | | |
|-----------------|--------|--------|
| | Design | Actual |
| Fan Alignment | - | |
| Fan Rotation | - | |
| Fan 1 Motor RLA | - | |
| Fan 1 Motor RLV | - | |
| Fan 2 Motor RLA | - | |
| Fan 2 Motor RLV | - | |

| Gas Heat | | |
|-----------------------------------|--------|--------|
| | Design | Actual |
| Gas Type | - | |
| Burner Type | - | |
| Burner Construction | - | |
| Input MBH (rated) | - | |
| Output MBH (rated) | - | |
| Gas Inlet Pres (wc) | - | |
| Gas Low Fire Pres (wc) | - | |
| Gas High Fire Pres (wc) | - | |
| Pilot Ignition Status (pass/fail) | - | |
| Single or Dual Bank | - | |
| Staged or Modulating | - | |
| Heater Operates (y/n) | - | |
| Combustion Blower Operates (y/n) | - | |
| Flame Status (pass/fail) | - | |
| High Limit Temp Cut-off SetPt | - | |
| Inlet Temp SetPt | - | |
| Discharge Temp SetPt | - | |
| Temp Rise SetPt | - | |
| Air Flow Switch SetPt | - | |
| Air Flow Switch Actual | - | |
| Air Flow Switch CTRL Voltage | - | |
| Air Switch Proved (Pass/Fail) | - | |
| Space Temp SetPt-ON | - | |
| Space Temp SetPt-OFF | - | |
| Flame Modulates (y/n) | - | |

| Electric Heat | | |
|-------------------------------|--------|--------|
| | Design | Actual |
| KW (TOTAL) | - | |
| Num of Stages | - | |
| Voltage | - | |
| Stage 1 RLA | - | |
| Stage 2 RLA | - | |
| Stage 3 RLA | - | |
| Stage 4 RLA | - | |
| Stage 5 RLA | - | |
| Stage 6 RLA | - | |
| EAT (db/wb) | - | |
| LAT (db/wb) | - | |
| Coil Delta T | - | |
| Inlet SP | - | |
| Discharge SP | - | |
| Coil Delta SP | - | |
| High Limit Temp Cut-off SetPt | - | |
| Inlet Temp SetPt | - | |
| Discharge Temp SetPt | - | |
| Temp Rise SetPt | - | |
| Airflow Switch SP | - | |
| Airflow Switch CTRL Voltage | - | |
| Space Temp SetPt-ON | - | |
| Space Temp SetPt-OFF | - | |

| Performance Data | | |
|---------------------------|--------|--------|
| | Design | Actual |
| Return Duct SP | - | |
| MA Plenum SP | - | |
| Fan Suction SP | - | |
| Fan Discharge SP | - | |
| Supply Duct SP | - | |
| Total ESP | - | |
| Fan Total SP | - | |
| Pre-Filter Delta SP | - | |
| PreHeat Coil Delta SP | - | |
| DX Coil Delta SP | - | |
| CHW Coil Delta SP | - | |
| HW Coil Delta SP | - | |
| Steam Coil Delta SP | - | |
| Final Filters Delta SP | - | |
| Heat Wheel (Exh) Delta SP | - | |
| Heat Wheel (Sup) Delta SP | - | |
| OA Temp (db/wb) | - | |
| RA Temp (db/wb) | - | |
| MA Temp (db/wb) | - | |
| SA Temp (db/wb) | - | |
| HW Coil Delta T | - | |
| CW Coil Delta T | - | |
| Coil Delta T | - | |
| Heat Wheel(Exh) Delta T | - | |
| Heat Wheel(Sup) Delta T | - | |

| Compressors | | |
|-------------------------|--------|--------|
| | Design | Actual |
| Refrigerant Charge | - | |
| Refrigerant Type | - | |
| Comp 1 RLA | - | |
| Comp 2 RLA | - | |
| Comp 1 Suction Pres | - | |
| Comp 2 Suction Pres | - | |
| Comp 1 Discharge Pres | - | |
| Comp 2 Discharge Pres | - | |
| Circuit 1 Superheat | - | |
| Circuit 2 Superheat | - | |
| Comp 1 Liquid Line Temp | - | |
| Comp 2 Liquid Line Temp | - | |
| Circuit 1 SubCooling | - | |
| Circuit 2 SubCooling | - | |

| Combustion Fan Motor Data | | |
|---------------------------|--------|--------|
| | Design | Actual |
| FRAME | - | |
| Motor MFG | - | |
| Horsepower | - | |
| Phase | - | |
| Voltage | - | |
| Amperage | - | |



| Electrical | | |
|-------------------------------|--------|--------|
| | Design | Actual |
| Evap Fan Overload size/setpt | - | |
| Cond Fan Overload size/setpt | - | |
| VFD Phase Voltage (line) | - | |
| VFD Min Setpt | - | |
| VFD Max Setpt | - | |
| Phase Brownout Dial Setpt (v) | - | |
| Phase Brownout Volt Variance | - | |
| Control Voltage (v) | - | |
| System Fused (y/n) | - | |
| Fuse Size (amps) | - | |
| Freeze Stat Setpt | - | |
| Compressor Lockout Setpt | - | |

| Combustion Gas Duct | | |
|----------------------------|--------|--------|
| | Design | Actual |
| Duct Type | - | |
| Gauge & Material | - | |
| Size | - | |
| Min Rise:Run | - | |
| Room properly ventilated | - | |
| Space pres condition | - | |
| Flue backdrafts eliminated | - | |
| Flue Terminates Properly | - | |

| General | | |
|---------------------------------|--------|--------|
| | Design | Actual |
| Unit free of Damage | - | |
| Unit Completely Assembled | - | |
| Unit Leveled | - | |
| Curb & Unit Installed Air Tight | - | |
| Controls Complete | - | |
| Fan Rotation Correct | - | |
| Fan Belt Condition | - | |
| Unit Filters Clean | - | |
| Evap Coil Clean | - | |
| Evap Coil Free of Frost | - | |
| Condensor Coil Clean | - | |
| Condensor Fins Straight | - | |
| Refr Sight Glass Dry | - | |
| Condensate Drain Installed | - | |
| Crankcase Heaters Operate | - | |

Completed By: Vipul Gupta

Notes:

| Asset | Notes |
|-------|-------|
| | |



Vipul Company

Project: 12 jan Test QA

System/Unit: Boiler

Asset: BLR1

AREA:

| Unit Data | | |
|------------|--------|--------|
| | Design | Actual |
| MFG | MFG | MFG |
| Model Num | 2020 | 2020 |
| Serial Num | - | |
| Service | - | |
| Type | - | |
| Size | - | |

| Gas Heat | | |
|---------------------------------------|--------|--------|
| | Design | Actual |
| Gas Type | - | |
| Burner Type | - | |
| Burner Construction | - | |
| Gas Inlet Pres (wc) | - | |
| Gas Low Fire Pres (wc) | - | |
| Input BTUH (rated) | - | |
| Output BTUH (rated) | - | |
| Num of Passes | - | |
| Single or Dual Bank | - | |
| Staged or Modulating | - | |
| Num of Safety Valves | - | |
| Safety Valve Setting | - | |
| High Limit Setting | - | |
| Operating CTRL Setting | - | |
| High Fire SetPt | - | |
| High Fire CTRL Voltage | - | |
| High Fire Delta T (F) Rise | - | |
| Low Fire SetPt | - | |
| Low Fire CTRL SetPt | - | |
| Low Fire Delta T (F) Rise | - | |
| Ignition Type | - | |
| Pilot Ignition Status (pass/fail) | - | |
| Gas Valve Pilot Ignition CTRL Voltage | - | |
| Flame Proving Switch Type | - | |
| Flame proof CTRL Voltage | - | |
| Heater Operates (y/n) | - | |
| Combustion Blower Operates (y/n) | - | |
| Flame Status (pass/fail) | - | |
| EWT Temp SetPt | - | |
| LWT Temp SetPt | - | |
| Water Temp Max Rise SetPt | - | |
| GPM Flow Switch SetPt | - | |
| GPM Flow Switch Actual | - | |
| GPM Flow Switch CTRL Voltage | - | |
| GPM Switch Proved (Pass/Fail) | - | |
| Flame Modulates Properly | - | |
| Safety Controls - Check | - | |

| Test Data | | |
|------------------------|--------|--------|
| | Design | Actual |
| Water Treatment Type | - | |
| Water Treatment % | - | |
| Water Temp | - | |
| GPM | - | |
| Cv | - | |
| Balance Valve Setting | - | |
| Balance Valve Delta P | - | |
| EWT (F) | - | |
| LWT (F) | - | |
| Water Temp Delta T (F) | - | |
| ENT Water Pres | - | |
| LVG Water Pres | - | |
| Hot Water Delta P | - | |
| BTUH | - | |

| Combustion Fan Motor Data | | |
|---------------------------|--------|--------|
| | Design | Actual |
| Motor MFG | - | |
| Frame | - | |
| Horsepower | - | |
| Phase | - | |
| Voltage | - | |
| Amperage | - | |

| Combustion Gas Duct | | |
|----------------------------|--------|--------|
| | Design | Actual |
| Duct Type | - | |
| Gauge & Material | - | |
| Size | - | |
| Minimum Rise:Run | - | |
| Room properly ventilated | - | |
| Space pres condition | - | |
| Flue backdrafts eliminated | - | |
| Flue Terminates Properly | - | |

Completed By: Vipul Gupta

Notes:



| Asset | Notes |
|-------|-------|
|-------|-------|

