

**Report By:**

Vipul Company  
dfghfdgfdg  
ggfhghgfhfgdh, AZ 45545

**Report: Test QA 17 jun**  
**Function: Test, Adjust, & Balance**  
**Date: 6/17/2022**

**PROJECT**  
**12 jan Test QA**

Test new street 2

Noida, CA 28972

**Client**



# Vipul Company

Project: 12 jan Test QA

## Table Of Contents

<b>Section</b>	<b>Page #</b>
AHU/RTU	3
Boiler	6
AHU/RTU	8
Boiler	11
AHU/RTU	12
Boiler	15
User Uploaded File	17
File Data	18
Issue Data	20
RFI Data	37



# Vipul Company

Project: 12 jan Test QA

System/Unit: AHU/RTU

Asset: AHU1

AREA:

Unit Data		
	Design	Actual
MFG	MFG	MFG
Serial Num	-	
Model Num	2021	2021
Inventory Tag ID	-	
Type	-	
Series	-	
Configuration	-	
Num OA Filters 1	-	
OA Filter Size 1	-	
Num OA Filters 2	-	
OA Filter Size 2	-	
Num PreFilter 1	-	
PreFilter Size 1	-	
Num PreFilter 2	-	
PreFilter Size 2	-	
Num Final Filter 1	-	
Final Filter Size 1	-	
Num Final Filter 2	-	
Final Filter Size 2	-	

Motor Data		
	Design	Actual
Motor MFG	-	
Frame	-	
Horsepower	-	
Motor Rpm	-	
Phase	-	
Rated Voltage	-	
Rated Amperage	-	
Frequency	-	
Service Factor	-	
Efficiency	-	
Power Factor	-	

Drive Data		
	Design	Actual
Motor Sheave MFG	-	
Motor Sheave Size	-	
Motor Bore Size	-	
Motor Sheave SetPt	-	
Fan Sheave MFG	-	
Fan Sheave Size	-	
Fan Sheave Bore	-	
Belt CL Distance	-	
Num of Belts	-	
Belt Size	-	
Belt MFG	-	
Belt Deflection	-	
Belt Alignment	-	

Test Data		
	Design	Actual
SF CFM (Initial)	-	
SF CFM	-	
SF RPM (Initial)	-	
SF RPM	-	
RA CFM	-	
OA CFM	-	
Exhaust CFM	-	
Relief CFM	-	
RL Voltage	-	
RL Amperage	-	
SF Rotation	-	
VFD Max SetPt	-	
VFD Min SetPt	-	
SF Motor Freq(HZ)	-	
SF Flow Station (Kv)	-	
OA Flow Station (Kv)	-	
SF System SetPt	-	
RA Flow Station (Kv)	-	
Relief Flow Station (Kv)	-	
RA Damper Position	-	
RA Damper Type	-	
MA Damper Position	-	
MA Damper Type	-	
OA Damper Position	-	
OA Damper Type	-	
Min OA Damper Position	-	
Min OA Damper Type	-	
Econo Damper Position	-	
Econo Damper Type	-	
Relief Damper Position	-	
Relief Damper Type	-	
OA Enthalpy Setpt	-	
Brake Horse Power	-	



Condensator Fan		
	Design	Actual
Fan Alignment	-	
Fan Rotation	-	
Fan 1 Motor RLA	-	
Fan 1 Motor RLV	-	
Fan 2 Motor RLA	-	
Fan 2 Motor RLV	-	

Gas Heat		
	Design	Actual
Gas Type	-	
Burner Type	-	
Burner Construction	-	
Input MBH (rated)	-	
Output MBH (rated)	-	
Gas Inlet Pres (wc)	-	
Gas Low Fire Pres (wc)	-	
Gas High Fire Pres (wc)	-	
Pilot Ignition Status (pass/fail)	-	
Single or Dual Bank	-	
Staged or Modulating	-	
Heater Operates (y/n)	-	
Combustion Blower Operates (y/n)	-	
Flame Status (pass/fail)	-	
High Limit Temp Cut-off SetPt	-	
Inlet Temp SetPt	-	
Discharge Temp SetPt	-	
Temp Rise SetPt	-	
Air Flow Switch SetPt	-	
Air Flow Switch Actual	-	
Air Flow Switch CTRL Voltage	-	
Air Switch Proved (Pass/Fail)	-	
Space Temp SetPt-ON	-	
Space Temp SetPt-OFF	-	
Flame Modulates (y/n)	-	

Electric Heat		
	Design	Actual
KW (TOTAL)	-	
Num of Stages	-	
Voltage	-	
Stage 1 RLA	-	
Stage 2 RLA	-	
Stage 3 RLA	-	
Stage 4 RLA	-	
Stage 5 RLA	-	
Stage 6 RLA	-	
EAT (db/wb)	-	
LAT (db/wb)	-	
Coil Delta T	-	
Inlet SP	-	
Discharge SP	-	
Coil Delta SP	-	
High Limit Temp Cut-off SetPt	-	
Inlet Temp SetPt	-	
Discharge Temp SetPt	-	
Temp Rise SetPt	-	
Airflow Switch SP	-	
Airflow Switch CTRL Voltage	-	
Space Temp SetPt-ON	-	
Space Temp SetPt-OFF	-	

Performance Data		
	Design	Actual
Return Duct SP	-	
MA Plenum SP	-	
Fan Suction SP	-	
Fan Discharge SP	-	
Supply Duct SP	-	
Total ESP	-	
Fan Total SP	-	
Pre-Filter Delta SP	-	
PreHeat Coil Delta SP	-	
DX Coil Delta SP	-	
CHW Coil Delta SP	-	
HW Coil Delta SP	-	
Steam Coil Delta SP	-	
Final Filters Delta SP	-	
Heat Wheel (Exh) Delta SP	-	
Heat Wheel (Sup) Delta SP	-	
OA Temp (db/wb)	-	
RA Temp (db/wb)	-	
MA Temp (db/wb)	-	
SA Temp (db/wb)	-	
HW Coil Delta T	-	
CW Coil Delta T	-	
Coil Delta T	-	
Heat Wheel(Exh) Delta T	-	
Heat Wheel(Sup) Delta T	-	

Compressors		
	Design	Actual
Refrigerant Charge	-	
Refrigerant Type	-	
Comp 1 RLA	-	
Comp 2 RLA	-	
Comp 1 Suction Pres	-	
Comp 2 Suction Pres	-	
Comp 1 Discharge Pres	-	
Comp 2 Discharge Pres	-	
Circuit 1 Superheat	-	
Circuit 2 Superheat	-	
Comp 1 Liquid Line Temp	-	
Comp 2 Liquid Line Temp	-	
Circuit 1 SubCooling	-	
Circuit 2 SubCooling	-	

Combustion Fan Motor Data		
	Design	Actual
FRAME	-	
Motor MFG	-	
Horsepower	-	
Phase	-	
Voltage	-	
Amperage	-	



Electrical		
	Design	Actual
Evap Fan Overload size/setpt	-	
Cond Fan Overload size/setpt	-	
VFD Phase Voltage (line)	-	
VFD Min Setpt	-	
VFD Max Setpt	-	
Phase Brownout Dial Setpt (v)	-	
Phase Brownout Volt Variance	-	
Control Voltage (v)	-	
System Fused (y/n)	-	
Fuse Size (amps)	-	
Freeze Stat Setpt	-	
Compressor Lockout Setpt	-	

Combustion Gas Duct		
	Design	Actual
Duct Type	-	
Gauge & Material	-	
Size	-	
Min Rise:Run	-	
Room properly ventilated	-	
Space pres condition	-	
Flue backdrafts eliminated	-	
Flue Terminates Properly	-	

General		
	Design	Actual
Unit free of Damage	-	
Unit Completely Assembled	-	
Unit Leveled	-	
Curb & Unit Installed Air Tight	-	
Controls Complete	-	
Fan Rotation Correct	-	
Fan Belt Condition	-	
Unit Filters Clean	-	
Evap Coil Clean	-	
Evap Coil Free of Frost	-	
Condensor Coil Clean	-	
Condensor Fins Straight	-	
Refr Sight Glass Dry	-	
Condensate Drain Installed	-	
Crankcase Heaters Operate	-	

Completed By: Vipul Gupta

Notes:

Asset	Notes



# Vipul Company

Project: 12 jan Test QA

## System/Unit: Boiler

Asset: BLR1

AREA:

Unit Data		
	Design	Actual
MFG	MFG	MFG
Model Num	2020	2020
Serial Num	-	
Service	-	
Type	-	
Size	-	

Gas Heat		
	Design	Actual
Gas Type	-	
Burner Type	-	
Burner Construction	-	
Gas Inlet Pres (wc)	-	
Gas Low Fire Pres (wc)	-	
Input BTUH (rated)	-	
Output BTUH (rated)	-	
Num of Passes	-	
Single or Dual Bank	-	
Staged or Modulating	-	
Num of Safety Valves	-	
Safety Valve Setting	-	
High Limit Setting	-	
Operating CTRL Setting	-	
High Fire SetPt	-	
High Fire CTRL Voltage	-	
High Fire Delta T (F) Rise	-	
Low Fire SetPt	-	
Low Fire CTRL SetPt	-	
Low Fire Delta T (F) Rise	-	
Ignition Type	-	
Pilot Ignition Status (pass/fail)	-	
Gas Valve Pilot Ignition CTRL Voltage	-	
Flame Proving Switch Type	-	
Flame proof CTRL Voltage	-	
Heater Operates (y/n)	-	
Combustion Blower Operates (y/n)	-	
Flame Status (pass/fail)	-	
EWT Temp SetPt	-	
LWT Temp SetPt	-	
Water Temp Max Rise SetPt	-	
GPM Flow Switch SetPt	-	
GPM Flow Switch Actual	-	
GPM Flow Switch CTRL Voltage	-	
GPM Switch Proved (Pass/Fail)	-	
Flame Modulates Properly	-	
Safety Controls - Check	-	

Test Data		
	Design	Actual
Water Treatment Type	-	
Water Treatment %	-	
Water Temp	-	
GPM	-	
Cv	-	
Balance Valve Setting	-	
Balance Valve Delta P	-	
EWT (F)	-	
LWT (F)	-	
Water Temp Delta T (F)	-	
ENT Water Pres	-	
LVG Water Pres	-	
Hot Water Delta P	-	
BTUH	-	

Combustion Fan Motor Data		
	Design	Actual
Motor MFG	-	
Frame	-	
Horsepower	-	
Phase	-	
Voltage	-	
Amperage	-	

Combustion Gas Duct		
	Design	Actual
Duct Type	-	
Gauge & Material	-	
Size	-	
Minimum Rise:Run	-	
Room properly ventilated	-	
Space pres condition	-	
Flue backdrafts eliminated	-	
Flue Terminates Properly	-	

Completed By: Vipul Gupta

Notes:



Asset	Notes
-------	-------



# Vipul Company

Project: 12 jan Test QA

System/Unit: AHU/RTU

Asset: AHU1

AREA:

Unit Data		
	Design	Actual
MFG	MFG	MFG
Serial Num	-	
Model Num	2021	2021
Inventory Tag ID	-	
Type	-	
Series	-	
Configuration	-	
Num OA Filters 1	-	
OA Filter Size 1	-	
Num OA Filters 2	-	
OA Filter Size 2	-	
Num PreFilter 1	-	
PreFilter Size 1	-	
Num PreFilter 2	-	
PreFilter Size 2	-	
Num Final Filter 1	-	
Final Filter Size 1	-	
Num Final Filter 2	-	
Final Filter Size 2	-	

Motor Data		
	Design	Actual
Motor MFG	-	
Frame	-	
Horsepower	-	
Motor Rpm	-	
Phase	-	
Rated Voltage	-	
Rated Amperage	-	
Frequency	-	
Service Factor	-	
Efficiency	-	
Power Factor	-	

Drive Data		
	Design	Actual
Motor Sheave MFG	-	
Motor Sheave Size	-	
Motor Bore Size	-	
Motor Sheave SetPt	-	
Fan Sheave MFG	-	
Fan Sheave Size	-	
Fan Sheave Bore	-	
Belt CL Distance	-	
Num of Belts	-	
Belt Size	-	
Belt MFG	-	
Belt Deflection	-	
Belt Alignment	-	

Test Data		
	Design	Actual
SF CFM (Initial)	-	
SF CFM	-	
SF RPM (Initial)	-	
SF RPM	-	
RA CFM	-	
OA CFM	-	
Exhaust CFM	-	
Relief CFM	-	
RL Voltage	-	
RL Amperage	-	
SF Rotation	-	
VFD Max SetPt	-	
VFD Min SetPt	-	
SF Motor Freq(HZ)	-	
SF Flow Station (Kv)	-	
OA Flow Station (Kv)	-	
SF System SetPt	-	
RA Flow Station (Kv)	-	
Relief Flow Station (Kv)	-	
RA Damper Position	-	
RA Damper Type	-	
MA Damper Position	-	
MA Damper Type	-	
OA Damper Position	-	
OA Damper Type	-	
Min OA Damper Position	-	
Min OA Damper Type	-	
Econo Damper Position	-	
Econo Damper Type	-	
Relief Damper Position	-	
Relief Damper Type	-	
OA Enthalpy Setpt	-	
Brake Horse Power	-	



Condensator Fan		
	Design	Actual
Fan Alignment	-	
Fan Rotation	-	
Fan 1 Motor RLA	-	
Fan 1 Motor RLV	-	
Fan 2 Motor RLA	-	
Fan 2 Motor RLV	-	

Gas Heat		
	Design	Actual
Gas Type	-	
Burner Type	-	
Burner Construction	-	
Input MBH (rated)	-	
Output MBH (rated)	-	
Gas Inlet Pres (wc)	-	
Gas Low Fire Pres (wc)	-	
Gas High Fire Pres (wc)	-	
Pilot Ignition Status (pass/fail)	-	
Single or Dual Bank	-	
Staged or Modulating	-	
Heater Operates (y/n)	-	
Combustion Blower Operates (y/n)	-	
Flame Status (pass/fail)	-	
High Limit Temp Cut-off SetPt	-	
Inlet Temp SetPt	-	
Discharge Temp SetPt	-	
Temp Rise SetPt	-	
Air Flow Switch SetPt	-	
Air Flow Switch Actual	-	
Air Flow Switch CTRL Voltage	-	
Air Switch Proved (Pass/Fail)	-	
Space Temp SetPt-ON	-	
Space Temp SetPt-OFF	-	
Flame Modulates (y/n)	-	

Electric Heat		
	Design	Actual
KW (TOTAL)	-	
Num of Stages	-	
Voltage	-	
Stage 1 RLA	-	
Stage 2 RLA	-	
Stage 3 RLA	-	
Stage 4 RLA	-	
Stage 5 RLA	-	
Stage 6 RLA	-	
EAT (db/wb)	-	
LAT (db/wb)	-	
Coil Delta T	-	
Inlet SP	-	
Discharge SP	-	
Coil Delta SP	-	
High Limit Temp Cut-off SetPt	-	
Inlet Temp SetPt	-	
Discharge Temp SetPt	-	
Temp Rise SetPt	-	
Airflow Switch SP	-	
Airflow Switch CTRL Voltage	-	
Space Temp SetPt-ON	-	
Space Temp SetPt-OFF	-	

Performance Data		
	Design	Actual
Return Duct SP	-	
MA Plenum SP	-	
Fan Suction SP	-	
Fan Discharge SP	-	
Supply Duct SP	-	
Total ESP	-	
Fan Total SP	-	
Pre-Filter Delta SP	-	
PreHeat Coil Delta SP	-	
DX Coil Delta SP	-	
CHW Coil Delta SP	-	
HW Coil Delta SP	-	
Steam Coil Delta SP	-	
Final Filters Delta SP	-	
Heat Wheel (Exh) Delta SP	-	
Heat Wheel (Sup) Delta SP	-	
OA Temp (db/wb)	-	
RA Temp (db/wb)	-	
MA Temp (db/wb)	-	
SA Temp (db/wb)	-	
HW Coil Delta T	-	
CW Coil Delta T	-	
Coil Delta T	-	
Heat Wheel(Exh) Delta T	-	
Heat Wheel(Sup) Delta T	-	

Compressors		
	Design	Actual
Refrigerant Charge	-	
Refrigerant Type	-	
Comp 1 RLA	-	
Comp 2 RLA	-	
Comp 1 Suction Pres	-	
Comp 2 Suction Pres	-	
Comp 1 Discharge Pres	-	
Comp 2 Discharge Pres	-	
Circuit 1 Superheat	-	
Circuit 2 Superheat	-	
Comp 1 Liquid Line Temp	-	
Comp 2 Liquid Line Temp	-	
Circuit 1 SubCooling	-	
Circuit 2 SubCooling	-	

Combustion Fan Motor Data		
	Design	Actual
FRAME	-	
Motor MFG	-	
Horsepower	-	
Phase	-	
Voltage	-	
Amperage	-	

Combustion Gas Duct		
	Design	Actual
Duct Type	-	
Gauge & Material	-	
Size	-	
Min Rise:Run	-	
Room properly ventilated	-	
Space pres condition	-	
Flue backdrafts eliminated	-	
Flue Terminates Properly	-	



<b>Electrical</b>		
	<b>Design</b>	<b>Actual</b>
<b>Evap Fan Overload size/setpt</b>	-	
<b>Cond Fan Overload size/setpt</b>	-	
<b>VFD Phase Voltage (line)</b>	-	
<b>VFD Min Setpt</b>	-	
<b>VFD Max Setpt</b>	-	
<b>Phase Brownout Dial Setpt (v)</b>	-	
<b>Phase Brownout Volt Variance</b>	-	
<b>Control Voltage (v)</b>	-	
<b>System Fused (y/n)</b>	-	
<b>Fuse Size (amps)</b>	-	
<b>Freeze Stat Setpt</b>	-	
<b>Compressor Lockout Setpt</b>	-	

<b>General</b>		
	<b>Design</b>	<b>Actual</b>
<b>Unit free of Damage</b>	-	
<b>Unit Completely Assembled</b>	-	
<b>Unit Leveled</b>	-	
<b>Curb &amp; Unit Installed Air Tight</b>	-	
<b>Controls Complete</b>	-	
<b>Fan Rotation Correct</b>	-	
<b>Fan Belt Condition</b>	-	
<b>Unit Filters Clean</b>	-	
<b>Evap Coil Clean</b>	-	
<b>Evap Coil Free of Frost</b>	-	
<b>Condensor Coil Clean</b>	-	
<b>Condensor Fins Straight</b>	-	
<b>Refr Sight Glass Dry</b>	-	
<b>Condensate Drain Installed</b>	-	
<b>Crankcase Heaters Operate</b>	-	

Completed By: Vipul Gupta

Notes:



# Vipul Company

Project: 12 jan Test QA

## System/Unit: Boiler

Asset: BLR1

AREA:

Unit Data		
	Design	Actual
MFG	MFG	MFG
Model Num	2020	2020
Serial Num	-	
Service	-	
Type	-	
Size	-	

Gas Heat		
	Design	Actual
Gas Type	-	
Burner Type	-	
Burner Construction	-	
Gas Inlet Pres (wc)	-	
Gas Low Fire Pres (wc)	-	
Input BTUH (rated)	-	
Output BTUH (rated)	-	
Num of Passes	-	
Single or Dual Bank	-	
Staged or Modulating	-	
Num of Safety Valves	-	
Safety Valve Setting	-	
High Limit Setting	-	
Operating CTRL Setting	-	
High Fire SetPt	-	
High Fire CTRL Voltage	-	
High Fire Delta T (F) Rise	-	
Low Fire SetPt	-	
Low Fire CTRL SetPt	-	
Low Fire Delta T (F) Rise	-	
Ignition Type	-	
Pilot Ignition Status (pass/fail)	-	
Gas Valve Pilot Ignition CTRL Voltage	-	
Flame Proving Switch Type	-	
Flame proof CTRL Voltage	-	
Heater Operates (y/n)	-	
Combustion Blower Operates (y/n)	-	
Flame Status (pass/fail)	-	
EWT Temp SetPt	-	
LWT Temp SetPt	-	
Water Temp Max Rise SetPt	-	
GPM Flow Switch SetPt	-	
GPM Flow Switch Actual	-	
GPM Flow Switch CTRL Voltage	-	
GPM Switch Proved (Pass/Fail)	-	
Flame Modulates Properly	-	
Safety Controls - Check	-	

Test Data		
	Design	Actual
Water Treatment Type	-	
Water Treatment %	-	
Water Temp	-	
GPM	-	
Cv	-	
Balance Valve Setting	-	
Balance Valve Delta P	-	
EWT (F)	-	
LWT (F)	-	
Water Temp Delta T (F)	-	
ENT Water Pres	-	
LVG Water Pres	-	
Hot Water Delta P	-	
BTUH	-	

Combustion Fan Motor Data		
	Design	Actual
Motor MFG	-	
Frame	-	
Horsepower	-	
Phase	-	
Voltage	-	
Amperage	-	

Combustion Gas Duct		
	Design	Actual
Duct Type	-	
Gauge & Material	-	
Size	-	
Minimum Rise:Run	-	
Room properly ventilated	-	
Space pres condition	-	
Flue backdrafts eliminated	-	
Flue Terminates Properly	-	

Completed By: Vipul Gupta

Notes:



# Vipul Company

Project: 12 jan Test QA

System/Unit: AHU/RTU

Asset: AHU1

AREA:

Unit Data		
	Design	Actual
MFG	MFG	MFG
Serial Num	-	
Model Num	2021	2021
Inventory Tag ID	-	
Type	-	
Series	-	
Configuration	-	
Num OA Filters 1	-	
OA Filter Size 1	-	
Num OA Filters 2	-	
OA Filter Size 2	-	
Num PreFilter 1	-	
PreFilter Size 1	-	
Num PreFilter 2	-	
PreFilter Size 2	-	
Num Final Filter 1	-	
Final Filter Size 1	-	
Num Final Filter 2	-	
Final Filter Size 2	-	

Motor Data		
	Design	Actual
Motor MFG	-	
Frame	-	
Horsepower	-	
Motor Rpm	-	
Phase	-	
Rated Voltage	-	
Rated Amperage	-	
Frequency	-	
Service Factor	-	
Efficiency	-	
Power Factor	-	

Drive Data		
	Design	Actual
Motor Sheave MFG	-	
Motor Sheave Size	-	
Motor Bore Size	-	
Motor Sheave SetPt	-	
Fan Sheave MFG	-	
Fan Sheave Size	-	
Fan Sheave Bore	-	
Belt CL Distance	-	
Num of Belts	-	
Belt Size	-	
Belt MFG	-	
Belt Deflection	-	
Belt Alignment	-	

Test Data		
	Design	Actual
SF CFM (Initial)	-	
SF CFM	-	
SF RPM (Initial)	-	
SF RPM	-	
RA CFM	-	
OA CFM	-	
Exhaust CFM	-	
Relief CFM	-	
RL Voltage	-	
RL Amperage	-	
SF Rotation	-	
VFD Max SetPt	-	
VFD Min SetPt	-	
SF Motor Freq(HZ)	-	
SF Flow Station (Kv)	-	
OA Flow Station (Kv)	-	
SF System SetPt	-	
RA Flow Station (Kv)	-	
Relief Flow Station (Kv)	-	
RA Damper Position	-	
RA Damper Type	-	
MA Damper Position	-	
MA Damper Type	-	
OA Damper Position	-	
OA Damper Type	-	
Min OA Damper Position	-	
Min OA Damper Type	-	
Econo Damper Position	-	
Econo Damper Type	-	
Relief Damper Position	-	
Relief Damper Type	-	
OA Enthalpy Setpt	-	
Brake Horse Power	-	



Condensator Fan		
	Design	Actual
Fan Alignment	-	
Fan Rotation	-	
Fan 1 Motor RLA	-	
Fan 1 Motor RLV	-	
Fan 2 Motor RLA	-	
Fan 2 Motor RLV	-	

Gas Heat		
	Design	Actual
Gas Type	-	
Burner Type	-	
Burner Construction	-	
Input MBH (rated)	-	
Output MBH (rated)	-	
Gas Inlet Pres (wc)	-	
Gas Low Fire Pres (wc)	-	
Gas High Fire Pres (wc)	-	
Pilot Ignition Status (pass/fail)	-	
Single or Dual Bank	-	
Staged or Modulating	-	
Heater Operates (y/n)	-	
Combustion Blower Operates (y/n)	-	
Flame Status (pass/fail)	-	
High Limit Temp Cut-off SetPt	-	
Inlet Temp SetPt	-	
Discharge Temp SetPt	-	
Temp Rise SetPt	-	
Air Flow Switch SetPt	-	
Air Flow Switch Actual	-	
Air Flow Switch CTRL Voltage	-	
Air Switch Proved (Pass/Fail)	-	
Space Temp SetPt-ON	-	
Space Temp SetPt-OFF	-	
Flame Modulates (y/n)	-	

Electric Heat		
	Design	Actual
KW (TOTAL)	-	
Num of Stages	-	
Voltage	-	
Stage 1 RLA	-	
Stage 2 RLA	-	
Stage 3 RLA	-	
Stage 4 RLA	-	
Stage 5 RLA	-	
Stage 6 RLA	-	
EAT (db/wb)	-	
LAT (db/wb)	-	
Coil Delta T	-	
Inlet SP	-	
Discharge SP	-	
Coil Delta SP	-	
High Limit Temp Cut-off SetPt	-	
Inlet Temp SetPt	-	
Discharge Temp SetPt	-	
Temp Rise SetPt	-	
Airflow Switch SP	-	
Airflow Switch CTRL Voltage	-	
Space Temp SetPt-ON	-	
Space Temp SetPt-OFF	-	

Performance Data		
	Design	Actual
Return Duct SP	-	
MA Plenum SP	-	
Fan Suction SP	-	
Fan Discharge SP	-	
Supply Duct SP	-	
Total ESP	-	
Fan Total SP	-	
Pre-Filter Delta SP	-	
PreHeat Coil Delta SP	-	
DX Coil Delta SP	-	
CHW Coil Delta SP	-	
HW Coil Delta SP	-	
Steam Coil Delta SP	-	
Final Filters Delta SP	-	
Heat Wheel (Exh) Delta SP	-	
Heat Wheel (Sup) Delta SP	-	
OA Temp (db/wb)	-	
RA Temp (db/wb)	-	
MA Temp (db/wb)	-	
SA Temp (db/wb)	-	
HW Coil Delta T	-	
CW Coil Delta T	-	
Coil Delta T	-	
Heat Wheel(Exh) Delta T	-	
Heat Wheel(Sup) Delta T	-	

Compressors		
	Design	Actual
Refrigerant Charge	-	
Refrigerant Type	-	
Comp 1 RLA	-	
Comp 2 RLA	-	
Comp 1 Suction Pres	-	
Comp 2 Suction Pres	-	
Comp 1 Discharge Pres	-	
Comp 2 Discharge Pres	-	
Circuit 1 Superheat	-	
Circuit 2 Superheat	-	
Comp 1 Liquid Line Temp	-	
Comp 2 Liquid Line Temp	-	
Circuit 1 SubCooling	-	
Circuit 2 SubCooling	-	

Combustion Fan Motor Data		
	Design	Actual
FRAME	-	
Motor MFG	-	
Horsepower	-	
Phase	-	
Voltage	-	
Amperage	-	



Electrical		
	Design	Actual
Evap Fan Overload size/setpt	-	
Cond Fan Overload size/setpt	-	
VFD Phase Voltage (line)	-	
VFD Min Setpt	-	
VFD Max Setpt	-	
Phase Brownout Dial Setpt (v)	-	
Phase Brownout Volt Variance	-	
Control Voltage (v)	-	
System Fused (y/n)	-	
Fuse Size (amps)	-	
Freeze Stat Setpt	-	
Compressor Lockout Setpt	-	

Combustion Gas Duct		
	Design	Actual
Duct Type	-	
Gauge & Material	-	
Size	-	
Min Rise:Run	-	
Room properly ventilated	-	
Space pres condition	-	
Flue backdrafts eliminated	-	
Flue Terminates Properly	-	

General		
	Design	Actual
Unit free of Damage	-	
Unit Completely Assembled	-	
Unit Leveled	-	
Curb & Unit Installed Air Tight	-	
Controls Complete	-	
Fan Rotation Correct	-	
Fan Belt Condition	-	
Unit Filters Clean	-	
Evap Coil Clean	-	
Evap Coil Free of Frost	-	
Condensor Coil Clean	-	
Condensor Fins Straight	-	
Refr Sight Glass Dry	-	
Condensate Drain Installed	-	
Crankcase Heaters Operate	-	

Completed By: Vipul Gupta

Notes:

Asset	Notes



# Vipul Company

Project: 12 jan Test QA

## System/Unit: Boiler

Asset: BLR1

AREA:

Unit Data		
	Design	Actual
MFG	MFG	MFG
Model Num	2020	2020
Serial Num	-	
Service	-	
Type	-	
Size	-	

Gas Heat		
	Design	Actual
Gas Type	-	
Burner Type	-	
Burner Construction	-	
Gas Inlet Pres (wc)	-	
Gas Low Fire Pres (wc)	-	
Input BTUH (rated)	-	
Output BTUH (rated)	-	
Num of Passes	-	
Single or Dual Bank	-	
Staged or Modulating	-	
Num of Safety Valves	-	
Safety Valve Setting	-	
High Limit Setting	-	
Operating CTRL Setting	-	
High Fire SetPt	-	
High Fire CTRL Voltage	-	
High Fire Delta T (F) Rise	-	
Low Fire SetPt	-	
Low Fire CTRL SetPt	-	
Low Fire Delta T (F) Rise	-	
Ignition Type	-	
Pilot Ignition Status (pass/fail)	-	
Gas Valve Pilot Ignition CTRL Voltage	-	
Flame Proving Switch Type	-	
Flame proof CTRL Voltage	-	
Heater Operates (y/n)	-	
Combustion Blower Operates (y/n)	-	
Flame Status (pass/fail)	-	
EWT Temp SetPt	-	
LWT Temp SetPt	-	
Water Temp Max Rise SetPt	-	
GPM Flow Switch SetPt	-	
GPM Flow Switch Actual	-	
GPM Flow Switch CTRL Voltage	-	
GPM Switch Proved (Pass/Fail)	-	
Flame Modulates Properly	-	
Safety Controls - Check	-	

Test Data		
	Design	Actual
Water Treatment Type	-	
Water Treatment %	-	
Water Temp	-	
GPM	-	
Cv	-	
Balance Valve Setting	-	
Balance Valve Delta P	-	
EWT (F)	-	
LWT (F)	-	
Water Temp Delta T (F)	-	
ENT Water Pres	-	
LVG Water Pres	-	
Hot Water Delta P	-	
BTUH	-	

Combustion Fan Motor Data		
	Design	Actual
Motor MFG	-	
Frame	-	
Horsepower	-	
Phase	-	
Voltage	-	
Amperage	-	

Combustion Gas Duct		
	Design	Actual
Duct Type	-	
Gauge & Material	-	
Size	-	
Minimum Rise:Run	-	
Room properly ventilated	-	
Space pres condition	-	
Flue backdrafts eliminated	-	
Flue Terminates Properly	-	


Completed By: Vipul Gupta

Notes:



Asset	Notes
-------	-------





# Vipul Company

## Project: 12 jan Test QA

- [Open](#)\_FuseIT\_Google\_Chrome\_2022\_06\_16\_15\_01\_52.mp4





## 12 jan Test QA

### Project Issue Information

**Issue Name :** 6 may issue3

**Description :** issue

**Created By :** Vipul Company

**Assigned To :** Chetu Development - Gulshan Kumar

**Status :** Open

**Originated Date :** 05/06/2022 - Vipul Gupta - Vipul Company



## 12 jan Test QA

### Project Issue Information

**Issue Name :** 6 may issue5

**Description :** issue

**Created By :** Vipul Company

**Assigned To :** Chetu Development - Gulshan Kumar

**Status :** Open

**Originated Date :** 05/06/2022 - Vipul Gupta - Vipul Company



## 12 jan Test QA

### Project Issue Information

**Issue Name :** 6 may issue6

**Description :** issue1

**Created By :** Vipul Company

**Assigned To :** Chetu Development - Gulshan Kumar

**Status :** Open

**Originated Date :** 05/06/2022 - Vipul Gupta - Vipul Company



## 12 jan Test QA

### Project Issue Information

**Issue Name :** 6 may issue8

**Description :** issue

**Created By :** Vipul Company

**Assigned To :** Chetu Development - Gulshan Kumar

**Status :** Open

**Originated Date :** 05/06/2022 - Vipul Gupta - Vipul Company



## 12 jan Test QA

### Project Issue Information

**Issue Name :** 6 may rfi1

**Description :** rfi2

**Created By :** Vipul Company

**Assigned To :** Chetu Development - Gulshan Kumar

**Status :** Open

**Originated Date :** 05/06/2022 - Vipul Gupta - Vipul Company



## 12 jan Test QA

### Project Issue Information

**Issue Name :** hii neha

**Description :** testing

**Created By :** Vipul Company

**Assigned To :** Vipul Company - Vipul Gupta

**Status :** Open

**Originated Date :** 03/11/2022 - Vipul Gupta - Vipul Company

#### Project Issue File Details



demo\_img\_Copy.jpg



demo\_img.jpg



demo3\_img\_Copy.jpg



## 12 jan Test QA

### Project Issue Information

**Issue Name :** Hii neha1

**Description :** abc

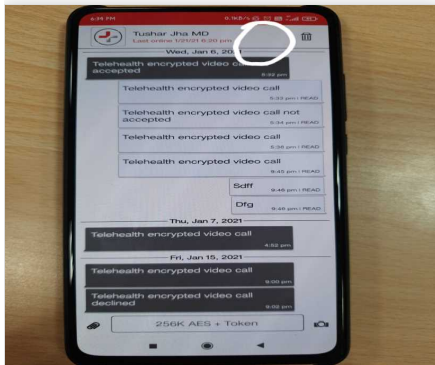
**Created By :** Vipul Company

**Assigned To :** Vipul Company - Vipul Gupta

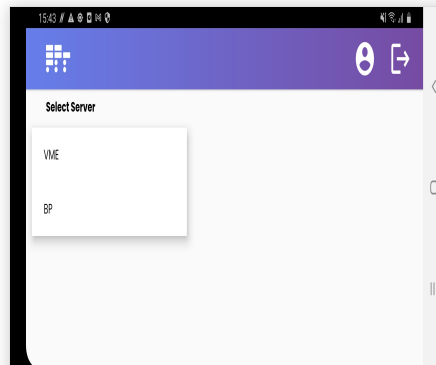
**Status :** Open

**Originated Date :** 03/11/2022 - Vipul Gupta - Vipul Company

#### Project Issue File Details



20210121\_183535.jpg



Screenshot\_2021112.jpg



Screenshot\_2021010.jpg



## 12 jan Test QA

### Project Issue Information

**Issue Name :** Issueneu

**Description :** new

**Created By :** Vipul Company

**Assigned To :** Chetu Development - Gulshan Kumar

**Status :** Open

**Originated Date :** 05/06/2022 - Vipul Gupta - Vipul Company



## 12 jan Test QA

### Project Issue Information

**Issue Name :** Issuenuw2

**Description :** new2

**Created By :** Vipul Company

**Assigned To :** Chetu Development - Gulshan Kumar

**Status :** Open

**Originated Date :** 05/06/2022 - Vipul Gupta - Vipul Company



## 12 jan Test QA

### Project Issue Information

**Issue Name :** Test issue1

**Description :** Test12

**Created By :** Vipul Company

**Assigned To :** Chetu Development - Gulshan Kumar

**Status :** Open

**Originated Date :** 05/05/2022 - Vipul Gupta - Vipul Company



## 12 jan Test QA

### Project Issue Information

**Issue Name :** Test issue12

**Description :** TEst

**Created By :** Vipul Company

**Assigned To :** Chetu Development - Gulshan Kumar

**Status :** Open

**Originated Date :** 05/05/2022 - Vipul Gupta - Vipul Company



## 12 jan Test QA

### Project Issue Information

**Issue Name :** Test issue17

**Description :** issue

**Created By :** Vipul Company

**Assigned To :** Chetu Development - Gulshan Kumar

**Status :** Open

**Originated Date :** 05/06/2022 - Vipul Gupta - Vipul Company



## 12 jan Test QA

### Project Issue Information

**Issue Name :** Test QA

**Description :** Test

**Created By :** Vipul Company

**Assigned To :** Chetu Development - Gulshan Kumar

**Status :** Open

**Originated Date :** 05/05/2022 - Vipul Gupta - Vipul Company



## 12 jan Test QA

### Project Issue Information

**Issue Name :** Test QA jun

**Description :** test qa

**Created By :** Vipul Company

**Assigned To :** Chetu Development - Prashant Channe

**Status :** Open

**Originated Date :** 06/16/2022 - Vipul Gupta - Vipul Company

#### Project Issue File Details

1. [Open](#) ISTQBCH2.ppt
2. [Open](#) ISTQBCH3.ppt
3. [Open](#) ISTQBCH4.ppt



file\_example\_PNG\_2100kB.png



file\_example\_PNG\_3MB.png



pexels\_jess\_loiterton\_5008370.jpg



## 12 jan Test QA

### Project Issue Information

**Issue Name :** Test qa noti1

**Description :** oti1

**Created By :** Vipul Company

**Assigned To :** Vipul Company - Vipul Gupta

**Status :** Open

**Originated Date :** 05/06/2022 - Vipul Gupta - Vipul Company



## 12 jan Test QA

### Project Issue Information

**Issue Name :** Test QA1

**Description :** Test QA

**Created By :** Vipul Company

**Assigned To :** Chetu Development - Prashant Channe

**Status :** Open


**Originated Date :** 06/16/2022 - Vipul Gupta - Vipul Company

#### Project Issue File Details


1. [Open](#) ISTQBCH2.ppt
2. [Open](#) ISTQBCH3.ppt
3. [Open](#) ISTQBCH4.ppt



sample\_1920\_1280.jpeg



pexels\_miguel\_padri\_n\_255379.jpg



pexels\_mike\_cho\_11565895.jpg



## 12 jan Test QA

### Project Issue Information

**Issue Name :** Test17

**Description :** Test

**Created By :** Vipul Company

**Assigned To :** Vipul Company - Vipul Gupta

**Status :** Open

**Originated Date :** 05/05/2022 - Vipul Gupta - Vipul Company



## 12 jan Test QA

### Project RFI Information

**Issue Name :** 2022 issue

**Description :** testing

**Created By :** Vipul Company

**Assigned To :** Vipul Company - Vipul Gupta

**Status :** Open

**Originated Date :** 03/11/2022 - Vipul Gupta - Vipul Company

#### Project Issue File Details



demo3\_img\_Copy.jpg



demo\_img\_Copy.jpg



demo\_img.jpg



**Project RFI Information**

**Issue Name :** 3 testing

**Description :** testing

**Created By :** Vipul Company

**Assigned To :** Vipul Company - Vipul Gupta

**Status :** Open

**Originated Date :** 03/11/2022 - Vipul Gupta - Vipul Company

Project Issue File Details



demo\_img\_Copy.jpg



demo\_img.jpg



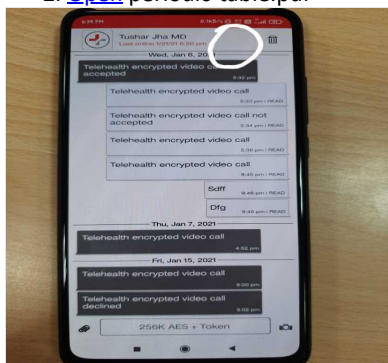
demo3\_img\_Copy.jpg

Project RFI Response Details


• 03/11/2022 Vipul Company - Vipul Gupta

▪ hi


- 1. [Open](#) periodic-table.pdf
- 2. [Open](#) periodic-table.pdf



20210121\_183535.jpg



FuselTa5f5f589ccb5.jpeg



FuselTa5f5f589ccb5.jpeg





## 12 jan Test QA

### Project RFI Information

**Issue Name :** 6 may rfi

**Description :** rfi1

**Created By :** Vipul Company

**Assigned To :** Chetu Development - Gulshan Kumar

**Status :** Open

**Originated Date :** 05/06/2022 - Vipul Gupta - Vipul Company



## 12 jan Test QA

### Project RFI Information

**Issue Name :** Rfi202

**Description :** we are creating rfi202

**Created By :** Vipul Company

**Assigned To :** Chetu Development - Gulshan Kumar

**Status :** Open

**Originated Date :** 05/06/2022 - Vipul Gupta - Vipul Company



## 12 jan Test QA

### Project RFI Information

**Issue Name :** Rfi203

**Description :** we are creating rfi203

**Created By :** Vipul Company

**Assigned To :** Chetu Development - Gulshan Kumar

**Status :** Open

**Originated Date :** 05/06/2022 - Vipul Gupta - Vipul Company



# 12 jan Test QA

## Project RFI Information

Issue Name : Test

Description : tyutt

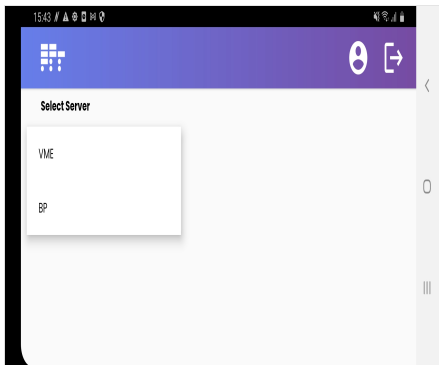
Created By : Vipul Company

Assigned To : Chetu Development - Gulshan Kumar

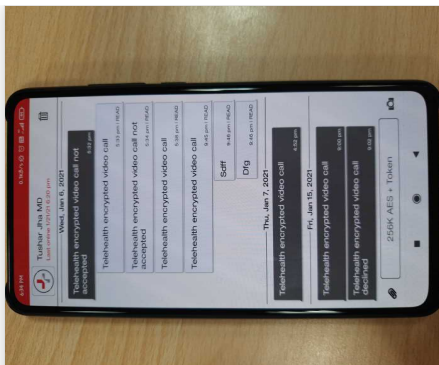
Status : Open

Originated Date : 03/11/2022 - Vipul Gupta - Vipul Company

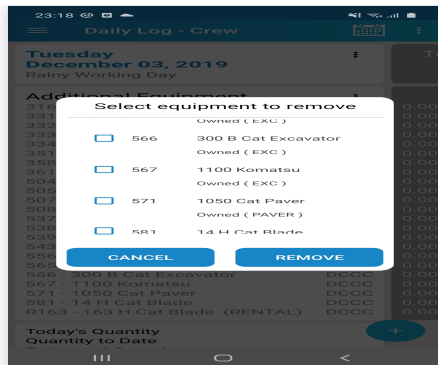
### Project Issue File Details



Screenshot\_2021112.jpg



20210121\_183435.jpg



Screenshot\_2021011.jpg



## 12 jan Test QA

### Project RFI Information

**Issue Name :** Test QA

**Description :**

**Created By :** Vipul Company

**Assigned To :** Chetu Development - Prashant Channe

**Status :** Open

**Originated Date :** 06/16/2022 - Vipul Gupta - Vipul Company

#### Project Issue File Details

1. [Open](#) \_FuseIT\_Google\_Chrome\_2022\_06\_16\_15\_01\_52.mp4



file\_example\_PNG\_3MB.png



pexels\_miguel\_padri\_n\_255379.jpg



file\_example\_PNG\_2100kB.png



## 12 jan Test QA

### Project RFI Information

**Issue Name :** Test QA1

**Description :**

**Created By :** Vipul Company

**Assigned To :** Chetu Development - Prashant Channe

**Status :** Open

**Originated Date :** 06/16/2022 - Vipul Gupta - Vipul Company

#### Project Issue File Details



pexels\_miguel\_padri\_n\_255379.jpg



9861.jpg



pexels\_mike\_cho\_11565895.jpg



## 12 jan Test QA

### Project RFI Information

**Issue Name :** Testing rfi 44444

**Description :** Testing

**Created By :** Vipul Company

**Assigned To :** Vipul Company - Vipul Gupta

**Status :** Open

**Originated Date :** 05/12/2022 - Vipul Gupta - Vipul Company

#### Project RFI Response Details

- **05/12/2022 Vipul Company - Vipul Gupta**
  - Testing notifications

