

Report By:

National TAB
1329 E. KEMPER ROAD
SUITE 4210
CINCINNATI, OH 45246



Report: TAB Survey
Function: Test, Adjust, & Balance
Date: 12/10/2025
Completed By: National TAB

PROJECT
12-08-25 CHILIS HAMILTON, NJ (TAB SURVEY)

125 Marketplace Boulevard

Hamilton , NJ 08691

Client

Brinker
3000 Olympus Blvd
Coppell, TX 75019

National TAB

Project: 12-08-25 CHILIS HAMILTON, NJ (TAB SURVEY)

Table Of Contents

Section	Page #
Remarks	3
Balance Schedule	10
Checklist Data	11
AHU/RTU	23
FAN - Exhaust	29
FAN - Supply	43
Kitchen Hood Type I	45

Issue List

- EF-1 recommend refurb/replacement
- EF-6 Dish not operable
- HOOD-4 Gap in filters
- INFO- EF5
- RTU-2 Dining: Cooling issue
- RTU-Filters



12-08-25 CHILIS HAMILTON, NJ (TAB SURVEY)

Project Issue Information

Issue Name : EF-1 recommend refurb/replacement
Description : Fan is electrically not sound, junction box is hanging on by wires and internal fan disconnect is not secured. Fan will likely short out if not repaired.
Created By : National TAB **Assigned To :** National TAB - Dan Hertenstein
Status : Open
Priority : Low **Asset Tag :**
Originated Date : 12/10/2025 - Tyler Youells - National TAB

Project Issue File Details



12/10/2025



12/10/2025



12-08-25 CHILIS HAMILTON, NJ (TAB SURVEY)

Project Issue Information

Issue Name : EF-6 Dish not operable
Description : Ef-6 serving the dish exhaust is not operating. Fan is seized, motor was humming and tripping on thermal overload. Disconnect switch turned off for safety.
Created By : National TAB **Assigned To :** National TAB - Dan Hertenstein
Status : Open
Priority : Urgent **Asset Tag :**
Originated Date : 12/10/2025 - Tyler Youells - National TAB

Project Issue File Details



12/10/2025



12-08-25 CHILIS HAMILTON, NJ (TAB SURVEY)

Project Issue Information

Issue Name : HOOD-4 Gap in filters
Description : Hood-4 has a 3-4" gap on the end of the filters, piece of blanking metal seems to have gone missing. Recommend reinstalling and closing the gap.
Created By : National TAB **Assigned To :** National TAB - Dan Hertenstein
Status : Open
Priority : Low **Asset Tag :**
Originated Date : 12/10/2025 - Tyler Youells - National TAB

Project Issue File Details



12/10/2025



12-08-25 CHILIS HAMILTON, NJ (TAB SURVEY)

Project Issue Information

Issue Name : INFO- EF5
Description : Recommend removing and capping. Fan serves a hood that is no longer needed. Fan turned to the off position.
Created By : National TAB **Assigned To :** National TAB - Dan Hertenstein
Status : Open
Priority : InfoOnly **Asset Tag :**
Originated Date : 12/10/2025 - Tyler Youells - National TAB

Project Issue File Details



12/10/2025



12-08-25 CHILIS HAMILTON, NJ (TAB SURVEY)

Project Issue Information

Issue Name : RTU-2 Dining: Cooling issue
Description : Cooling is not activating in a forced component test. Compressor 1 has oil dripping from piping probably locking the unit out of cooling.
Created By : National TAB **Assigned To :** National TAB - Dan Hertenstein
Status : Open
Priority : High **Asset Tag :**
Originated Date : 12/10/2025 - Tyler Youells - National TAB

Project Issue File Details



12/10/2025



12/10/2025



12/10/2025



12-08-25 CHILIS HAMILTON, NJ (TAB SURVEY)

Project Issue Information

Issue Name : RTU-Filters
Description : RTU filters are all due for replacement. Dated 6 months ago. Recommend changing filters every 3 months for restaurant applications
Created By : National TAB **Assigned To :** National TAB - Dan Hertenstein
Status : Open
Priority : Medium **Asset Tag :**
Originated Date : 12/10/2025 - Tyler Youells - National TAB

Project Issue File Details



12/10/2025



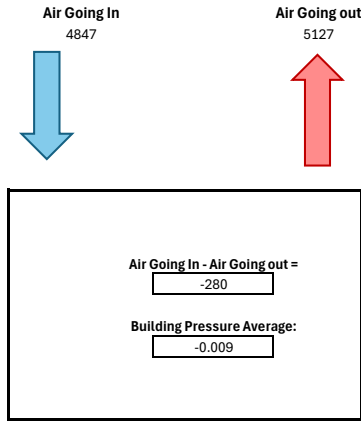
12/10/2025

Summary

<p>What was found initially:</p>	<p>[1] FOUND ALL RTU OA INTAKES CLOSED UNITS UNOCCUPIED, BUILDING PRESSURE WAS EXCESSIVELY NEGATIVE -.13", [2] THERE IS A HOOD THAT NO LONGER HAS COOKING EQUIPMENT UNDERNEATH IT, [3] DISH MACHINE EXHAUST FAN IS NOT OPERATIONAL MOTOR IS HUMMING/ SIEZED</p>
<p>Changes made:</p>	<p>[1] REDUCED EF-5 FLOW, LOWERED EF-2 FLOW, INCREASED EF-1 FLOW, SET OUTSIDE AIR TO 1200CFM FOR RTUS AND JUMPER INSTALLED TO ENSURE THEY REMAIN OCCUPIED</p>
<p>Air balancing & performance related issues that need to be resolved:</p>	<p>[1] RECOMMEND REPAIRING/REPLACING EF-6 FOR THE DISH HOOD, [2] MUA DISCHARGE IS HEAVILY RESTRICTED AND FLOW COULD NOT BE INCREASED. [3] RR EXHAUST IS LOWER THAN RECOMMENDED FOR THE NUMBER OF TOILETS, MANAGER SAID IT DOESN'T REALLY SMELL BAD SO RECOMMEND LEAVING RR EXHAUST AS-IS [4] HOOD-5/EF-5 NO LONGER HAS ANY COOKING EQUIPMENT UNDERNEATH IT EF-5 HAS BEEN TURNED OF TO SAVE ENERGY AND REDUCE BUILDING EXHAUST.</p>

Air Balance Schedule

AIR GOING IN (+)	Target	Initial	Final
RTU-1 OA	1200	0	1176
RTU-2 OA	1200	0	1232
RTU-3 OA	1200	0	1188
RTU-4 OA	0		
RTU-5 OA	0		
RTU-6 OA	0		
MUA-1	1980	1251	1251
<hr/>			
AIR GOING OUT (-)			
EF-1	1350	1080	1215
EF-2	1125	1498	1261
EF-3	1575	1572	1572
EF-4	800	860	796
EF-5	0	788	0
EF-6 (DISH)	0	0	0
RR Exhaust EF-7 (Total)	525	273	283
NET AIRFLOW (TARGET +200 CFM)	205	-4820	-280



Target Airflow Calculations

Unit	Tonnage	Target OA	OA %
RTU-1	15	1200	20%
RTU-2	15	1200	20%
RTU-3	15	1200	20%

Hoods	Served by	Served by	Type	Length (in)	Width (in)	MUA Type	Equipment 1	Equipment 2	Equipment 3	CFM/ft1	Target Exhaust	Target MUA
Hood 1	EF-1	MUA-1	Type I	72	50	PSP	Griddle - Flat Top			225	1350	1080
Hood 2	EF-2	MUA-1	Type I	90	50	PSP	Ovens			150	1125	900
Hood 3	EF-3		Type I	84	36		Fryers			225	1575	0
Hood 4	EF-4		Type I	64	50		Ovens			150	800	0
Hood 5	EF-5		Type I	48	46					0	0	0
<hr/>												
Restrooms	# of Toilets/Urinals	Target CFM										
RR Exhaust (Total)	7	525										

CheckList List

- 01: EF EVALUATION
- 02: HOOD EVALUATION
- 03: MUA EVALUATION
- 04: RTU EVALUATION
- 05: FINAL CHECKS



12-08-25 CHILIS HAMILTON, NJ (TAB SURVEY)

CheckList Information

Name : 01: EF EVALUATION **Status :** Completed
Assigned Organization : National TAB **Asset :**
Requesting Organization : National TAB
Created Date : 11/18/2025 - Natasha Louw - National TAB
Completed Date : 12/10/2025 - Tyler Youells - National TAB

CheckList Item Details

Exhaust Fan

Rotation is correct? Pass

Comment:

Belts are tight (if applicable)? Pass

Comment:

Speed controller installed and functional (if applicable)? Pass

Comment:

There is no major leakage around base of fan? Pass

Comment:

Back draft damper installed for non grease fans and can it fully open? Pass

Comment:

No abnormal noise and vibration? Fail

Comment:

[1] EF-7 RESTROOM HAS A LITTLE BEARING NOISE, RECOMMEND ASSESSING HEALTH. EF-6 DISHWASHER IS NOT OPERABLE MOTOR IS SEIZED AND MAKING A LOUD HUMMING NOISE.



12-08-25 CHILIS HAMILTON, NJ (TAB SURVEY)

CheckList Information

Name : 02: HOOD EVALUATION **Status :** Completed
Assigned Organization : National TAB **Asset :**
Requesting Organization : National TAB
Created Date : 11/18/2025 - Natasha Louw - National TAB
Completed Date : 12/10/2025 - Tyler Youells - National TAB

CheckList Item Details

HOODS

All hood filters installed and accounted for? Pass

Comment:

THERE IS A LARGE GAP IN HOOD-4 FILTERS ON THE RIGHT SIDE, BLANK OFF PLATE LOOKS MISSING AND RECOMMEND SEALING SPACE.

Hoods are wired and have power? Pass

Comment:

Hood is free of alarms? N/A

Comment:

Hood is free of damage? Pass

Comment:

Quarter or full vertical end panels are installed? N/A

Comment:

If PSP's are installed do they appear to be clean Fail

Comment:

HOOD-1/2 PSPs ARE CLOGGED HEAVILY. RECOMMEND CLEANING



12-08-25 CHILIS HAMILTON, NJ (TAB SURVEY)

CheckList Information

Name : 03: MUA EVALUATION **Status :** Completed

Assigned Organization : National TAB **Asset :**

Requesting Organization : National TAB

Created Date : 11/18/2025 - Natasha Louw - National TAB

Completed Date : 12/10/2025 - Tyler Youells - National TAB

CheckList Item Details

MUA

Rotation is correct?	Pass
----------------------	------

Comment:

Gas piping is installed and valves are in on position?	Pass
--------------------------------------------------------	------

Comment:

Internal motorized damper is fully opening?	Pass
---------------------------------------------	------

Comment:

Motor is operating below the FLA rating?	Pass
------------------------------------------	------

Comment:

Unit free of noticeable noise and vibration?	Pass
----------------------------------------------	------

Comment:

Blower wheel is clean	Pass
-----------------------	------

Comment:

Intake air filters are clean and not damaged (if dirty, remove temporarily for testing)	Pass
-----------------------------------------------------------------------------------------	------

Comment:

Cooling

Does unit have cooling? If so, check the following items

N/A

Comment:

Evaporator coil clean and free of damage

N/A

Comment:

Pleated filters are installed and clean

N/A

Comment:

Condenser coil is free of damage

N/A

Comment:

Temporarily turn cooling down and confirm it is functional

N/A

Comment:

Cooling setpoint = 78

N/A

Comment:

Notes/Comments :

[1] MUA DISCHARGE PRESSURE IS EXTREMELY HIGH. Discharge plenums are clogged.

Date :12/10/2025



12-08-25 CHILIS HAMILTON, NJ (TAB SURVEY)

CheckList Information

Name : 04: RTU EVALUATION **Status :** Completed
Assigned Organization : National TAB **Asset :**
Requesting Organization : National TAB
Created Date : 11/18/2025 - Natasha Louw - National TAB
Completed Date : 12/10/2025 - Tyler Youells - National TAB

CheckList Item Details

RTU Inspection

Unit is free of damage Pass

Comment:

No abnormal noise or vibration Pass

Comment:

Evaporator coil is clean and free of damage Pass

Comment:

Filters are clean Fail

Comment:

Blower wheel is clean Pass

Comment:

Belt is tight Pass

Comment:

Outside air damper is functional Pass

Comment:

Condenser coil is clean and free of damage

Pass

Comment:

Condensate drain is installed

Pass

Comment:

Water is draining properly from the unit and is not pooling up

N/A

Comment:

Dehumidification

Does RTU have dehumidification? If so answer the questions below.

N/A

Comment:

If yes, is the humidity sensor wired properly at the RTU?

N/A

Comment:

What RH % is the unit displaying?

N/A

Comment:

Increase the RH setpoint to force the unit into dehumidification and confirm that it goes into dehumidification mode

N/A

Comment:

Set the dehumidification setpoint to 60%

N/A

Comment:

Cooling

Turn the thermostat down to force the unit into cooling and confirm that all compressors and condenser fans stage on

Fail

Comment:

RTU-2 Dining is not staging cooling, a compressor looks to have a large leak ad oil dripping.



12-08-25 CHILIS HAMILTON, NJ (TAB SURVEY)

CheckList Information

Name : 05: FINAL CHECKS **Status :** Completed

Assigned Organization : National TAB **Asset :**

Requesting Organization : National TAB

Created Date : 11/18/2025 - Natasha Louw - National TAB

Completed Date : 12/10/2025 - Tyler Youells - National TAB

CheckList Item Details

FINAL CHECKS

HOOD CAPTURE TEST

List kitchen equipment turned on for testing

Comment:

All equipment is on

List smoke candle type used

Comment:

Cooking affluent

Smoke test capture % - Perimeter of hood

Comment:

100%

Smoke test capture % - Top of cooking surface

Comment:

100%

WITNESS

Date test was completed

12/10/2025

Comment:

Owner representative name / Firm (if Applicable)

Comment:

workers

Video record smoke capture

Comment:

N/A

BUILDING PRESSURE

Do actual net building airflow, design net building airflow, and pressure coincide? If not why? (All three should either be positive or negative) Pass

Comment:

PROGRAM THERMOSTAT SCHEDULE

Confirm the time is correct on each thermostat Pass

Comment:

Occupied = 7:30am Pass

Comment:

Occupied fan = ON Pass

Comment:

Occupied temperature = 72 cooling / 68 heating Yes

Comment:

Unoccupied = 1am Yes

Comment:

Unoccupied fan = Auto Yes

Comment:

Unoccupied temperature = 77 cooling / 63 heating Yes

Comment:

National TAB

Project: 12-08-25 CHILIS HAMILTON, NJ (TAB SURVEY)

System/Unit: AHU/RTU



Asset: RTU1

AREA:KITCHEN

Unit Data	
	Actual
MFG	LENNOX
Serial Num	5623L04081
Model Num	LGT180H4MS1Y

Motor Data		
	Design	Actual
Horsepower	-	5
Motor Rpm	-	1765
Phase	-	3
Rated Voltage	-	208
Rated Amperage	-	13.8

Test Data		
	Design	Actual
OA CFM	1200	1176
RL Voltage	-	210.4/210.6/210.9/
RL Amperage	-	8.9/9.3/8.9
OA Damper Position	-	34%
OA Damper Type	-	ECONOMIZER
OA Enthalpy Setpt	-	19.0MA

Performance Data		
	Design	Actual
MA Plenum SP	-	-0.52"
Fan Suction SP	-	-0.75"
Fan Discharge SP	-	0.19"

Completed By: Tyler Youells on 12/10/2025

Unit Data - PHOTO LOG



12/10/2025



12/10/2025



12/10/2025

National TAB

Project: 12-08-25 CHILIS HAMILTON, NJ (TAB SURVEY)

System/Unit: AHU/RTU



Asset: RTU2

AREA:DINING

Unit Data	
	Actual
MFG	LENNOX
Serial Num	5623L04079
Model Num	LGT180H4MS1Y

Motor Data		
	Design	Actual
Horsepower	-	5
Motor Rpm	-	1765
Phase	-	3
Rated Voltage	-	208
Rated Amperage	-	13.8

Test Data		
	Design	Actual
OA CFM	1200	1232
RL Voltage	-	209.9/210.3/210.2
RL Amperage	-	8.6/8.4/8.2
OA Damper Position	-	31%
OA Damper Type	-	ECONOMIZER
OA Enthalpy Setpt	-	19.0 MA

Performance Data		
	Design	Actual
MA Plenum SP	-	-0.60"
Fan Suction SP	-	-0.79"
Fan Discharge SP	-	0.28"

Completed By: Tyler Youells on 12/10/2025

Unit Data - PHOTO LOG



12/10/2025



12/10/2025



12/10/2025

National TAB

Project: 12-08-25 CHILIS HAMILTON, NJ (TAB SURVEY)

System/Unit: AHU/RTU



Asset: RTU3

AREA:

Unit Data	
	Actual
MFG	LENNOX
Serial Num	5623L04080
Model Num	LGT180H4MS1Y

Motor Data		
	Design	Actual
Horsepower	-	5
Motor Rpm	-	1765
Phase	-	3
Rated Voltage	-	208
Rated Amperage	-	13.8

Test Data		
	Design	Actual
OA CFM	1200	1188
RL Voltage	-	209/209/209.5
RL Amperage	-	9.2/8.6/9.6
OA Damper Position	-	30%
OA Damper Type	-	ECONOMIZER
OA Enthalpy Setpt	-	19.0 MA

Performance Data		
	Design	Actual
MA Plenum SP	-	-0.60"
Fan Suction SP	-	-0.83"
Fan Discharge SP	-	0.29"

Completed By: Tyler Youells on 12/10/2025

Unit Data - PHOTO LOG



12/10/2025



12/10/2025



12/10/2025

National TAB

Project: 12-08-25 CHILIS HAMILTON, NJ (TAB SURVEY)

System/Unit: FAN - Exhaust



Asset: EF1

AREA:

Unit Data	
	Actual
MFG	NL
Model Num	NL
Serial Num	NL

Test Data		
	Design	Actual
CFM	1350	1215

Motor Data	
	Actual
Horsepower	0.75
Motor Rpm	1725
Phase	3
Voltage (rated)	208
Amperage (rated)	3.3

Completed By: Tyler Youells on 12/10/2025

Unit Data - PHOTO LOG



12/10/2025



12/10/2025



12/10/2025

National TAB

Project: 12-08-25 CHILIS HAMILTON, NJ (TAB SURVEY)

System/Unit: FAN - Exhaust



Asset: EF2

AREA:

Unit Data	
	Actual
MFG	SUPREME FAN
Model Num	D150
Serial Num	D00324 11-03

Test Data		
	Design	Actual
CFM	1125	1261

Motor Data		
	Design	Actual
Horsepower	-	1.5
Motor Rpm	-	1740
Phase	-	3
Voltage (rated)	-	208
Amperage (rated)	-	4.5

Completed By: Tyler Youells on 12/10/2025

Unit Data - PHOTO LOG



12/10/2025



12/10/2025

National TAB

Project: 12-08-25 CHILIS HAMILTON, NJ (TAB SURVEY)

System/Unit: FAN - Exhaust



Asset: EF3

AREA:

Unit Data	
	Actual
MFG	DAYTON
Model Num	4YY16
Serial Num	11259987 0803

Test Data		
	Design	Actual
CFM	1575	1572

Motor Data		
	Design	Actual
Horsepower	-	3/4
Motor Rpm	-	1725
Phase	-	3
Voltage (rated)	-	208
Amperage (rated)	-	3.3

Completed By: Tyler Youells on 12/10/2025


Unit Data - PHOTO LOG



12/10/2025



12/10/2025



12/10/2025

National TAB

Project: 12-08-25 CHILIS HAMILTON, NJ (TAB SURVEY)

System/Unit: FAN - Exhaust



Asset: EF4

AREA:

Unit Data	
	Actual
MFG	NL
Model Num	NL
Serial Num	NL

Test Data		
	Design	Actual
CFM	800	796

Motor Data		
	Design	Actual
Horsepower	-	1/3
Motor Rpm	-	1725
Phase	-	1
Voltage (rated)	-	115
Amperage (rated)	-	4.8

Completed By: Tyler Youells on 12/10/2025

Unit Data - PHOTO LOG



12/10/2025



12/10/2025



12/10/2025

National TAB

Project: 12-08-25 CHILIS HAMILTON, NJ (TAB SURVEY)

System/Unit: FAN - Exhaust



Asset: EF5

AREA:

Unit Data	
	Actual
MFG	NL
Model Num	NL
Serial Num	NL

Test Data		
	Design	Actual
CFM	0	0

Motor Data		
	Design	Actual
Horsepower	-	1/2
Motor Rpm	-	1725
Phase	-	1
Voltage (rated)	-	115
Amperage (rated)	-	8.8

Completed By: Tyler Youells on 12/10/2025

Notes:

[1] FAN NOT NEEDED FAN TURBED OFF AT THE DISCONNECT

Written By: Tyler Youells on 12/10/2025

Unit Data - PHOTO LOG



12/10/2025



12/10/2025

National TAB

Project: 12-08-25 CHILIS HAMILTON, NJ (TAB SURVEY)

System/Unit: FAN - Exhaust



Asset: EF6

AREA:DISH

Unit Data	
	Actual
MFG	ILG
Model Num	CUDA13F11E
Serial Num	102403M166220

Test Data		
	Design	Actual
CFM	-	0

Motor Data		
	Design	Actual
Horsepower	-	1/5
Motor Rpm	-	1140
Phase	-	1
Voltage (rated)	-	115
Amperage (rated)	-	2.2

Completed By: Tyler Youells on 12/10/2025

Unit Data - PHOTO LOG



12/10/2025



12/10/2025

National TAB

Project: 12-08-25 CHILIS HAMILTON, NJ (TAB SURVEY)

System/Unit: FAN - Exhaust



Asset: EF7

AREA:RESTROOMS

Unit Data	
	Actual
MFG	CAPTIVE AIRE
Model Num	DR10HFA
Serial Num	5782546

Test Data		
	Design	Actual
CFM	525	283

Motor Data		
	Design	Actual
Horsepower	-	1/6
Motor Rpm	-	1800
Phase	-	1
Voltage (rated)	-	115
Amperage (rated)	-	1.9

Completed By: Tyler Youells on 12/10/2025

Notes:

[1] RECOMMENDED FLOW FOR THE EF IS 525CFM BASED ON NUMBER OF TOILETS. FAN INSTALLED IS DESIGNED FOR 200CFM.

Written By: Tyler Youells on 12/10/2025

Unit Data - PHOTO LOG



12/10/2025



12/10/2025

National TAB

Project: 12-08-25 CHILIS HAMILTON, NJ (TAB SURVEY)

System/Unit: FAN - Supply



Asset: MAU1

AREA:

Unit Data	
	Actual
MFG	ECONAIR
Model Num	EA2-D.500-20D
Serial Num	-20D

Test Data		
	Design	Actual
CFM	-	1251

Motor Data		
	Design	Actual
Horsepower	-	2
Motor Rpm	-	1750
Phase	-	3
Voltage (rated)	-	208
Amperage (rated)	-	8.3

Completed By: Tyler Youells on 12/10/2025

Notes:

[1] DISCHARGE PRESSURE 1.9". Ductwork/outlets are restricted and flow cannot be increased. Unit label shows design cfm of 3600.

Written By: Tyler Youells on 12/10/2025

Unit Data - PHOTO LOG



12/10/2025



12/10/2025

National TAB

Project: 12-08-25 CHILIS HAMILTON, NJ (TAB SURVEY)

System/Unit: Kitchen Hood Type I



Asset: HD1

AREA:

Unit Data		
	Design	Actual
MFG	NA	HALTON
Model Num	NA	NL
Job / Serial Num	-	NL
Hood length	-	72"
Hood Width	-	50"
Supply Plenum Type	-	PSP (FRONT DIS)
Supply Plenum Width	-	20"
Supply Plenum Length	-	68"

Test Data Exhaust		
	Design	Actual
Filter Type	-	KSA
Filter Size 1	-	FULL
Filter Qty 1	-	3
Filter Ave FPM(corr)	-	0.38"
CFM	-	1215

Cooking Equipment	
	Actual
Item 1	GRIDDLE

Completed By: Tyler Youells on 12/10/2025

Notes:

[1] SUPPLY READING INCONCLUSIVE DUE TO CLOGGED PSP PLENUM AND CROSS DRAFT FROM 4-WAY DIFFUSERS IN FRONT OF THE HOOD.

Written By: Tyler Youells on 12/10/2025

Unit Data - PHOTO LOG



12/10/2025



12/10/2025

National TAB

Project: 12-08-25 CHILIS HAMILTON, NJ (TAB SURVEY)

System/Unit: Kitchen Hood Type I



Asset: HD2

AREA:KITCHEN

Unit Data		
	Design	Actual
MFG	NA	HALTON
Model Num	NA	NL
Job / Serial Num	-	NL
Hood length	-	90"
Hood Width	-	50"
Supply Plenum Type	-	PSP (FRONT DIS)
Supply Plenum Width	-	86"
Supply Plenum Length	-	20"

Test Data Exhaust		
	Design	Actual
Filter Type	-	KSA
Filter Size 1	-	FULL
Filter Qty 1	-	4
Filter Ave FPM(corr)	-	0.224"
CFM	-	1261

Cooking Equipment	
	Actual
Item 1	OVEN

Completed By: Tyler Youells on 12/10/2025

Notes:

[1] SUPPLY READINGS INCONCLUSIVE DUE TO CLOGGED PSP PLENUM AND CROSS DRAFT FROM 4-WAY DIFFUSERS ON FRONT OF THE HOODS.

Written By: Tyler Youells on 12/10/2025

Unit Data - PHOTO LOG



12/10/2025



12/10/2025

National TAB

Project: 12-08-25 CHILIS HAMILTON, NJ (TAB SURVEY)

System/Unit: Kitchen Hood Type I



Asset: HD3

AREA:KITCHEN

Unit Data

	Design	Actual
MFG	NA	HALTON
Model Num	NA	NL
Job / Serial Num	-	NL
Hood length	-	84"
Hood Width	-	36"

Test Data Exhaust

	Design	Actual
Filter Type	-	KSA
Filter Size 1	-	FULL
Filter Qty 1	-	4
Filter Ave FPM(corr)	-	0.348"
CFM	1575	1572

Cooking Equipment

	Actual
Item 1	4 BANK FRYER

Completed By: Tyler Youells on 12/10/2025

Unit Data - PHOTO LOG



12/10/2025



12/10/2025

National TAB

Project: 12-08-25 CHILIS HAMILTON, NJ (TAB SURVEY)

System/Unit: Kitchen Hood Type I



Asset: HD4

AREA:

Unit Data		
	Design	Actual
MFG	NA	HALTON
Model Num	NA	NL
Job / Serial Num	-	NL
Hood length	-	64"
Hood Width	-	50"

Test Data Exhaust		
	Design	Actual
Filter Type	-	BAFFLES
Filter Size 1	-	20X20
Filter Qty 1	-	3
Filter AK factor size 1	-	2.68
Filter1 FPM	-	101
Filter2 FPM	-	89
Filter3 FPM	-	107
Filter Ave FPM(corr)	-	99
CFM	-	796

Cooking Equipment	
	Actual
Item 1	OVEN
Item 2	RETHEMALIZER

Completed By: Tyler Youells on 12/10/2025

Unit Data - PHOTO LOG



12/10/2025



12/10/2025

National TAB

Project: 12-08-25 CHILIS HAMILTON, NJ (TAB SURVEY)

System/Unit: Kitchen Hood Type I



Asset: HD5

AREA:KITCHEN

Unit Data		
	Design	Actual
MFG	NA	HALTON
Model Num	NA	E0-1
Job / Serial Num	-	31522-5
Hood length	-	48"
Hood Width	-	46"
Supply Plenum Type	-	NONE

Test Data Exhaust		
	Design	Actual
Filter Type	-	BAFFLES
Filter Size 1	-	20X20
Filter Qty 1	-	2
Filter AK factor size 1	-	2.68
Filter1 FPM	-	0
Filter2 FPM	-	0
Filter Ave FPM(corr)	-	0
CFM	-	0

Cooking Equipment	
	Actual
Item 1	NONE

Completed By: Tyler Youells on 12/10/2025

Notes:


- [1] COOKING EQUIPMENT NO LONGER PRESENT, AREA UNDER THE HOOD LOOKS TO BE FOR PREP ONLY
- [2] FAN TURNED OFF TO REDUCE BUILDING EXHAUST FLOW SINCE HOOD IS NOT NEEDED

Written By: Tyler Youells on 12/10/2025

Unit Data - PHOTO LOG



12/10/2025



12/10/2025



12/10/2025