

**Report By:**

National TAB  
1329 E. KEMPER ROAD  
SUITE 4210  
CINCINNATI, OH 45246



**Report: TAB Report**  
**Function: Test, Adjust, & Balance**  
**Date: 10/23/2025**  
**Completed By: National TAB**

**PROJECT**  
**10-27-25 QT #1180 COLUMBIA, SC**

8205 TWO NOTCH ROAD

COLUMBIA, SC

**Client**

QUIKTRIP  
4705 SOUTH 129TH EAST AVENUE  
TULSA, OK 74134

# National TAB

Project: 10-27-25 QT #1180 COLUMBIA, SC

## Table Of Contents

<b>Section</b>	<b>Page #</b>
Summary	3
Issue Data	4
Balance Schedule	7
Checklist	8
RTU-1	14
RTU-2	16
RTU-3	18
EF-1 - Exhaust	21
Combi-Oven Grille	23
EF-3 - Hood Exhaust	24
Kitchen Hood Type I	26
GRD Layout	28



## Project Summary

### Project Summary

The summary below provides a quick understanding of our scope of work and general testing procedures. Enclosed in the report are further details about your building performance including recommendations, asset data, and pictures. Our focus is to work with the trades to remedy any issues or deficiencies during the actual field balancing and not after the balancing has occurred to achieve a positive environment and outcome. The level of success is determined by the availability of the trades, possible parts needed, or time constraints.

### RTU's (Roof Top Units)

Each of the RTU's was measured with a flow hood to establish total flow. The total flow was then adjusted via the VFD so that airflow fell within design tolerances. All diffusers on the kitchen RTU were balanced to the engineer's design flow. The diffusers on the sales floor were only adjusted when there were noticeable issues present like drafting or dampers that were found completely closed. The Hoods On outside air rate was set by first establishing the typical QT set point at the Emerson controller and then making manually adjustments on the roof. The hoods off airflow setpoint was found by adjusting the damper position at the Emerson controller until the design airflow was achieved. Outside air was measured by reading the intake air opening with a velocity grid and multiplying by the free area. After completion of TAB all overrides were released.

### Kitchen Exhaust Hood & Associated Fans

The kitchen exhaust fan was measured at the hood filter bay utilizing a velocity matrix and a manufacturer's correction factor. Each filter velocity is multiplied by the manufacturer's corrected area. The sum of these readings equals the total flow of the exhaust fans. The total flow of the exhaust was then adjusted to within tolerance of the design flow.

### Restroom Exhaust Fans

The restroom exhaust fans were measured with a flow hood. The total flow was balanced for the fan with the exception of the new grille over the combi-oven, which was balanced to the listed design.

### Final Building Tests

After completing the test and balance the final building pressure was measured. It was confirmed that the building pressure fell within acceptable tolerances and that the pressure measurement coincides with the actual and design net airflow. Any deviations from these standards are noted throughout the report. The hood capture was tested at the perimeter of the hood and the cook top level with the equipment heat on to ensure satisfactory hood capture and containment.

## Issue List

- EF1-2 Incorrect Diffuser
- Incorrect Kitchen Diffusers



**10-27-25 QT #1180 COLUMBIA, SC**

**Project Issue Information**

**Issue Name :** EF1-2 Incorrect Diffuser  
**Description :** The diffuser for EF1-2 in the janitor's closet is the incorrect type.  
**Created By :** National TAB                      **Assigned To :** National TAB - Dan Hertenstein  
**Status :** Open  
**Priority :** Low                                      **Asset Tag :** EGRD2  
**Originated Date :** 11/06/2025 - Alex Bauer - National TAB

Project Issue File Details





10-27-25 QT #1180 COLUMBIA, SC

**Project Issue Information**

**Issue Name :** Incorrect Kitchen Diffusers  
**Description :** The kitchen diffusers 3-1 through 3-4 are not the correct type. They should be the Titus S1 diffuser. The contractor is aware and they will be replaced in the near future.  
**Created By :** National TAB                      **Assigned To :** National TAB - Dan Hertenstein  
**Status :** Open  
**Priority :** InfoOnly                                      **Asset Tag :** RT-3  
**Originated Date :** 11/06/2025 - Alex Bauer - National TAB

Project Issue File Details



11/06/2025

**GRILLE, REGISTER, & DIFFUSER SCHEDULE**

QTY	MANUFACTURER	MODEL	SERVICE	FACE SIZE	BOX SIZE	DESCRIPTION	NOTES
10	TTG	350L	24043	18" X 18"	SEE PLAN	34" DEEP BLADE TOWER GRILLE AL. W/TE	12
5	TTG	3075	5071	22" X 22"	SEE PLAN	20" DEEP TOWER GRILLE AL. W/TE	13

**NOTES:**  
1. PROVIDE 20" DEEP FOR ALL DIFFUSERS, GRILLES, & REGISTER GRILLES.

11/06/2025



11/06/2025

### AIR BALANCE SCHEDULE

UNIT	AREA SERVED	HOOD ON OA		HOOD OFF OA		HOOD ON EXHAUST		HOOD OFF EXHAUST	
		DESIGN	ACTUAL	DESIGN	ACTUAL	DESIGN	ACTUAL	DESIGN	ACTUAL
RTU 1	SALES	800	844	350	352				
RTU-2	SALES	800	813	350	362				
RTU-3	BOH/KITCHEN	800	820	350	322				
EF-1	RR/JANITOR					750	711	750	711
EF-3	HOOD					1350	1373	0	0
<b>TOTALS</b>		<b>2400</b>	<b>2477</b>	<b>1050</b>	<b>1036</b>	<b>2100</b>	<b>2084</b>	<b>750</b>	<b>711</b>

### HOODS ON

#### NET AIRFLOW CALCULATION

TOTALS	DESIGN	ACTUAL
TOTAL OA	2400	2477
TOTAL EXHAUST	2100	2084
<b>NET AIRFLOW</b>	<b>300</b>	<b>393</b>

DOOR TESTED	BUILDING PRESSURE MEASUREMENTS
FRONT	0.01
SIDE	0.0046
REAR	0.0026
<b>AVERAGE</b>	<b>0.0057</b>

### HOODS OFF

#### NET AIRFLOW CALCULATION

TOTALS	DESIGN	ACTUAL
TOTAL OA	1050	1036
TOTAL EXHAUST	750	711
<b>NET AIRFLOW</b>	<b>300</b>	<b>325</b>

DOOR TESTED	BUILDING PRESSURE MEASUREMENTS
FRONT	0.0326
SIDE	0.0292
REAR	0.0119
<b>AVERAGE</b>	<b>0.0246</b>

NOTES:

## CheckList List

- 01: RTU's/AHU's
- 02: Exhaust Fans
- 03: Hoods
- 04: Final Tests



**10-27-25 QT #1180 COLUMBIA, SC**

**CheckList Information**

**Name :** 01: RTU's/AHU's **Status :** Completed  
**Assigned Organization :** National TAB **Asset :**  
**Requesting Organization :** National TAB  
**Created Date :** 10/16/2025 - Trinity Dodds - National TAB  
**Completed Date :** 11/06/2025 - Alex Bauer - National TAB

**CheckList Item Details**

RTU's/AHU's

Evaporator coils are clean? Pass

Comment:

Condenser coils are clean? Pass

Comment:

Gas piping is installed and valves are turned on? N/A

Comment:

Unit free of noticeable noise and vibration Pass

Comment:



**10-27-25 QT #1180 COLUMBIA, SC**

**CheckList Information**

**Name :** 02: Exhaust Fans **Status :** Completed  
**Assigned Organization :** National TAB **Asset :**  
**Requesting Organization :** National TAB  
**Created Date :** 10/16/2025 - Trinity Dodds - National TAB  
**Completed Date :** 11/06/2025 - Alex Bauer - National TAB

**CheckList Item Details**

EF's

---

Hinge kit installed installed on hood fan? Pass

Comment:

---

Flex conduit is long enough so that fan can be completely tilted back? Pass

Comment:

---

No major leakage around the fan base Pass

Comment:

---

Unit is free of noise and vibration Pass

Comment:



**10-27-25 QT #1180 COLUMBIA, SC**

**CheckList Information**

**Name :** 03: Hoods **Status :** Completed  
**Assigned Organization :** National TAB **Asset :**  
**Requesting Organization :** National TAB  
**Created Date :** 10/16/2025 - Trinity Dodds - National TAB  
**Completed Date :** 11/06/2025 - Alex Bauer - National TAB

**CheckList Item Details**

**HOODS**

---

**Hood is free of alarms?** Pass

**Comment:**

---

**Hood is free of damage?** Pass

**Comment:**

---

**End panels are installed per prototype?** N/A

**Comment:**

---



10-27-25 QT #1180 COLUMBIA, SC

**CheckList Information**

**Name :** 04: Final Tests **Status :** Completed

**Assigned Organization :** National TAB **Asset :**

**Requesting Organization :** National TAB

**Created Date :** 10/16/2025 - Trinity Dodds - National TAB

**Completed Date :** 11/07/2025 - Alex Bauer - National TAB

**CheckList Item Details**

**FINAL CHECKS**

**HOOD CAPTURE TEST**

**List kitchen equipment turned on for testing**

**Comment:**

OVEN, FRYER

**List smoke candle type used**

**Comment:**

SMOKE PELLETT

**Smoke test capture % - Perimeter of hood**

**Comment:**

100%

**Smoke test capture % - Top of cooking surface**

**Comment:**

100%

**WITNESS**

**Date test was completed**

11/06/2025

**Comment:**

---

**TAB tech name / Firm**

**Comment:**

/NTAB

---

**Site super name / Firm**

**Comment:**

NA

---

**Owner representative name / Firm (if Applicable)**

**Comment:**

NA

---

**BUILDING PRESSURE**

---

**Do actual net building airflow, design net building airflow, and pressure coincide? If not why? (All three should either be positive or negative)**

Pass

---

**Comment:**

---



# National TAB

Project: 10-27-25 QT #1180 COLUMBIA, SC

System/Unit: AHU/RTU

Asset: RT-1

AREA:SALES FLOOR

Unit Data	
	Actual
MFG	AAON
Serial Num	202006-ANEK20579
Model Num	RN-013-8-0-EA0A-152
Num OA Filters 1	1
OA Filter Size 1	44.5 X 22.5

Motor Data	
	Actual
Motor MFG	NL
Horsepower	3.0
Motor Rpm	1760
Phase	3
Rated Voltage	208
Rated Amperage	10.6

Test Data		
	Design	Actual
SF CFM	4200	4163
SF RPM	-	DD/48 Hz
OA CFM (Hoods On)	800	844
OA CFM (Hoods Off)	350	352
RL Voltage	-	169 VFD
RL Amperage	-	8.90 VFD
VFD Max SetPt	-	48 Hz
OA Damper Position (Hoods On)	-	46%
OA Damper Position (Hoods Off)	-	24%

Performance Data		
	Design	Actual
MA Plenum SP	-	-0.49"
Fan Suction SP	-	-0.73"
Fan Discharge SP	-	0.16"
Total ESP	-	1.22"
Fan Total SP	-	0.89"

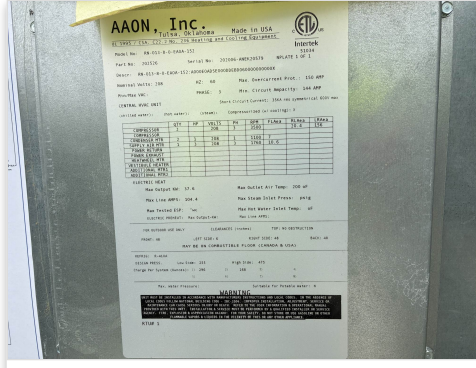
General	
	Actual
Fan Rotation Correct	YES
Unit Filters Clean	YES
Condensate Drain Installed	YES

Completed By: Alex Bauer on 10/29/2025

# Unit Data - PHOTO LOG



10/28/2025



10/28/2025



# National TAB

Project: 10-27-25 QT #1180 COLUMBIA, SC

System/Unit: AHU/RTU

Asset: RT-2

AREA:SALES FLOOR

Unit Data	
	Actual
MFG	AAON
Serial Num	202006-ANEK20581
Model Num	RN-013-8-0-EA0A-152
Num OA Filters 1	1
OA Filter Size 1	44.5 X 22.5

Motor Data	
	Actual
Motor MFG	NL
Horsepower	3.0
Motor Rpm	1760
Phase	3
Rated Voltage	208
Rated Amperage	NA

Test Data		
	Design	Actual
SF CFM	4200	4499
SF RPM	-	DD/53 Hz
OA CFM (Hoods On)	800	813
OA CFM (Hoods Off)	350	362
RL Voltage	-	202 VFD
RL Amperage	-	11.1 VFD
VFD Max SetPt	-	53 Hz
OA Damper Position (Hoods On)	-	46%
OA Damper Position (Hoods Off)	-	34%

Performance Data		
	Design	Actual
MA Plenum SP	-	-0.77"
Fan Suction SP	-	-1.05"
Fan Discharge SP	-	0.24"
Total ESP	-	1.82"
Fan Total SP	-	1.29"

General	
	Actual
Fan Rotation Correct	YES
Unit Filters Clean	YES
Condensate Drain Installed	YES

Completed By: Alex Bauer on 10/29/2025





# National TAB

Project: 10-27-25 QT #1180 COLUMBIA, SC

## System/Unit: AHU/RTU

Asset: RT-3

AREA:BOH/KITCHEN

Unit Data	
	Actual
MFG	AAON
Serial Num	202006-ANEK20580
Model Num	RN-013-8-0-EA0A-152
Num OA Filters 1	1
OA Filter Size 1	44.5X22.5

Motor Data	
	Actual
Motor MFG	NL
Horsepower	3.0
Motor Rpm	1760
Phase	3
Rated Voltage	208
Rated Amperage	NA

Test Data		
	Design	Actual
SF CFM	4200	4033
SF RPM	-	DD/37 Hz
OA CFM (Hoods On)	800	820
OA CFM (Hoods Off)	350	322
RL Voltage	-	101 VFD
RL Amperage	-	6.84 VFD
VFD Max SetPt	-	37 Hz
OA Damper Position (Hoods On)	-	46%
OA Damper Position (Hoods Off)	-	26%

Performance Data		
	Design	Actual
MA Plenum SP	-	-0.364"
Fan Suction SP	-	-0.600"
Fan Discharge SP	-	0.198"
Total ESP	-	0.964"
Fan Total SP	-	0.798"


General	
	Actual
Fan Rotation Correct	YES
Unit Filters Clean	YES
Condensate Drain Installed	YES

Completed By: Alex Bauer on 11/05/2025

# Unit Data - PHOTO LOG



10/28/2025



10/28/2025



# National TAB

Project:10-27-25 QT #1180 COLUMBIA, SC

## AHU/RTU

**Diffuser Supply (GRD)**

**RT-3/BOH/KITCHEN**

Asset									
Asset Name	Location	Type	Size	DESIGN CFM	AK	CFM(1)	CFM(2)	FINAL CFM	% to design
SGRD1	SUPPORT SERVICE	SI	12"	800	1		1061	816	102.0
SGRD2	SUPPORT SERVICE	SI	12"	800	1		810	764	95.5
SGRD3	SUPPORT SERVICE	SI	12"	800	1		956	868	108.5
SGRD4	SUPPORT SERVICE	SI	12"	800	1		961	911	113.9
SGRD5	WORKROOM	ES	10"	500	1		297	259	51.8
SGRD6	WORKROOM	ES	8"	250	1		214	194	77.6
SGRD7	WORKROOM	ER	8"	250	1		249	221	88.4
Total				4200		0	4548	4033	96.02%

Completed By: Alex Bauer on 11/05/2025



# National TAB

Project: 10-27-25 QT #1180 COLUMBIA, SC

System/Unit: FAN - Exhaust

Asset: EF1

AREA:RR/JANITOR

Unit Data		
	Design	Actual
MFG	NA	CAPTIVE AIRE
Model Num	NA	DR50HFA
Serial Num	-	4449947
Type	-	UPBLAST
Configuration	VERTICAL	VERTICAL

Motor Data		
	Design	Actual
Motor MFG	-	HSSA
Frame	-	48Y
Horsepower	-	0.50
Motor Rpm	-	1625
Phase	-	1
Voltage (rated)	-	115
Amperage (rated)	-	2.8
Service Factor	-	1

Test Data		
	Design	Actual
CFM	750	711
Fan RPM	-	90%
Fan Rotation	-	CCW
Motor RPM	-	DD
System SetPt	-	90%
RL Voltage	-	NA
RL Amperage	-	NA
Total ESP	-	0.160"
Fan Inlet SP	-	-0.160"
Fan Discharge SP	-	ATMO

Completed By: Alex Bauer on 11/05/2025

Notes:  
Speed dial set to 90% of maximum.

Written By: Alex Bauer on 11/05/2025

## Unit Data - PHOTO LOG



10/28/2025



# National TAB

Project:10-27-25 QT #1180 COLUMBIA, SC

## Diffuser Ret/Exh (GRD)

### EF1/RR/JANITOR

Asset									
Asset Name	Location	Type	Size	DESIGN CFM	AK	CFM(1)	CFM(2)	FINAL CFM	% to design
EGRD4	SUPPORT SERVICE	RI	8"	150	1	70		80	53.3
Total				150		70	0	80	53.33%



# National TAB

Project: 10-27-25 QT #1180 COLUMBIA, SC

System/Unit: FAN - Exhaust

Asset: EF3

AREA: KITCHEN HD

Unit Data		
	Design	Actual
MFG	NA	CAPTIVEAIRE
Model Num	NA	DU50HFA
Serial Num	-	4449947
Type	UPBLAST	UPBLAST
Configuration	VERTICAL	VERTICAL

Motor Data		
	Design	Actual
Motor MFG	-	HSSA
Frame	-	NL
Horsepower	1/2	0.333
Motor Rpm	-	1725
Phase	-	3
Voltage (rated)	-	208
Amperage (rated)	-	1.35
Service Factor	-	1.25

Test Data		
	Design	Actual
CFM	1350	1373
Fan RPM	-	DD/57.8 Hz
Fan Rotation	-	CCW
Motor RPM	-	DD/57.8 Hz
System SetPt	-	57.8 Hz
RL Voltage	-	NA
RL Amperage	-	NA
Total ESP	-	0.46"
Fan Inlet SP	-	-0.46"
Fan Discharge SP	-	ATMO

Completed By: Alex Bauer on 11/06/2025

# Unit Data - PHOTO LOG



10/28/2025



10/28/2025



# National TAB

Project: 10-27-25 QT #1180 COLUMBIA, SC

## System/Unit: Kitchen Hood Type I

Asset: HD1

AREA:GRIDDLE

Unit Data		
	Design	Actual
MFG	CAPTIVEAIRE	CAPTIVEAIRE
Model Num	6030ND-2-F	6030 ND-2
Job / Serial Num	-	7619810
Type	TYPE I CANOPY	TYPE I CANOPY
Hood length	-	108"
Hood Width	-	60"

Test Data Exhaust		
	Design	Actual
Filter Type	-	BAFFLE FILTERS
Filter Size 1	-	16X20
Filter Qty 1	-	6
Filter AK factor size 1	-	2.08
Filter Total AK Area	-	12.48
Filter1 FPM	-	98
Filter2 FPM	-	114
Filter3 FPM	-	109
Filter4 FPM	-	129
Filter5 FPM	-	106
Filter6 FPM	-	109
Filter Ave FPM(corr)	-	111
CFM	1350	1373

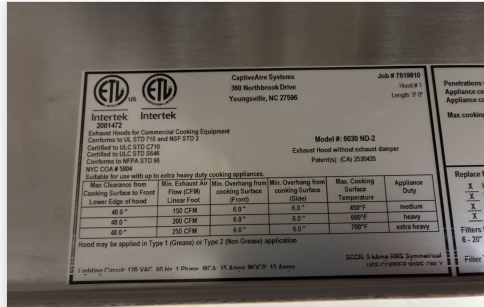
Cooking Equipment	
	Actual
Item 1	FRYER
Item 2	PIZZA OVEN

Completed By: Alex Bauer on 11/06/2025

# Unit Data - PHOTO LOG



11/06/2025



11/06/2025

1. [Open](#) IMG\_0235.mp4

