

Report By:

National TAB



**Report: TAB Report**

**Function: Test, Adjust, & Balance**

**Date: 07/16/2025**

**Completed By: National TAB**

# PROJECT

**07-14-25 WAWA #7211 MASON, OH**

5450 KINGS MILLS RD

MASON, OH

## Client

Wawa

260 West Baltimore Pike

Wawa, PA 19063

# National TAB

Project: 07-14-25 WAWA #7211 MASON, OH

## Table Of Contents

Section	Page #
SUMMARY	3
REMARKS	4
BALANCE SCHEDULE	10
CHECKLIST	11
AHU/RTU	21
FAN - Exhaust	27
GRD LAYOUT	33

## Project Summary

The summary below provides a quick understanding of our scope of work and general testing procedures. Enclosed in the report is further detail about your building performance including recommendations, asset data, and pictures. Our focus is to work with the trades to remedy any issues or deficiencies during the actual field balancing and not after the balancing has occurred to achieve a positive environment and outcome. The level of success is determined by the availability of the trades, possible parts needed, or time constraints.

### RTU's (Roof Top Units) w/ Diffusers

Each of the RTU's were measured at their terminal devices or via traverse to establish a total flow for that unit. Each RTU was adjusted to within tolerance of the engineer's design flow. Each outlet was then adjusted to within tolerance of the design flow. Outside air was measured by reading the intake air opening with a velocity grid and multiplying by the free area. The outside air damper was adjusted until the airflow was within the design requirements. Any equipment that fell outside of that tolerance is noted throughout the report.

### General Exhaust Fans w/ Grilles

The general exhaust fans were measured by reading each air device with a flow hood. The total airflow for each fan is equivalent to the sum of these readings. Fan speed was then adjusted so that the airflow was within tolerance of design. Each terminal device was balanced to within tolerance of the design volume using the installed volume dampers. Any equipment that fell outside of this tolerance is noted throughout the report.

### Ceiling Exhaust Fans

The ceiling exhaust fans were measured using a flow hood. If speed adjustment was provided, the fan speed was adjusted to within design tolerance. Any equipment that fell outside of this tolerance is noted throughout the report.

### Final Building Tests

After completing the test and balance the final building pressure was measured. It was confirmed that the building pressure fell within acceptable tolerances and that the pressure measurement coincides with the actual and design net airflow. Any deviations from these standards are noted throughout the report.

## Issue List

- Diffuser 1-11 duct detached at diffuser
- EF-1 high on flow
- EF-2 not operational
- RTU-1/RTU-3 alarm
- RTU-2 alarm



**07-14-25 WAWA #7211 MASON, OH**

**Project Issue Information**

**Issue Name :** Diffuser 1-11 duct detached at diffuser  
**Description :** Diffuser 1-11 “electrical room” duct is detached at the diffuser, I was able to have someone hold it in place temporarily to balance it but will need to be properly secured. Duct is laying flat across the diffuser collar.  
**Created By :** National TAB                      **Assigned To :** National TAB - Brianna Biggs  
**Status :** Open  
**Priority :** Urgent                                      **Asset Tag :**  
**Originated Date :** 07/16/2025 - Dylan Crisman - National TAB

Project Issue File Details



07/16/2025



**07-14-25 WAWA #7211 MASON, OH**

**Project Issue Information**

**Issue Name :** EF-1 high on flow  
**Description :** EF-1 is high on flow at 452/375 CFM. Motor sheave is reduced as much as is possible, unable to decrease airflow any further. Recommend possible pulley change.  
**Created By :** National TAB                      **Assigned To :** National TAB - Dylan Crisman  
**Status :** Open  
**Priority :** High                                      **Asset Tag :**  
**Originated Date :** 07/16/2025 - Dylan Crisman - National TAB

Project Issue File Details



07/16/2025



07/16/2025



07-14-25 WAWA #7211 MASON, OH

Project Issue Information

**Issue Name :** EF-2 not operational  
**Description :** EF-2 fan is misaligned, when running fan wheel rubs against housing, could not balance in its current condition. Mechanical shut it down and a replacement fan has been ordered to correct this issue.  
**Created By :** National TAB                      **Assigned To :** National TAB - Dylan Crisman  
**Status :** Open  
**Priority :** Urgent                                      **Asset Tag :**  
**Originated Date :** 07/16/2025 - Dylan Crisman - National TAB

Project Issue File Details



07/16/2025



07/16/2025

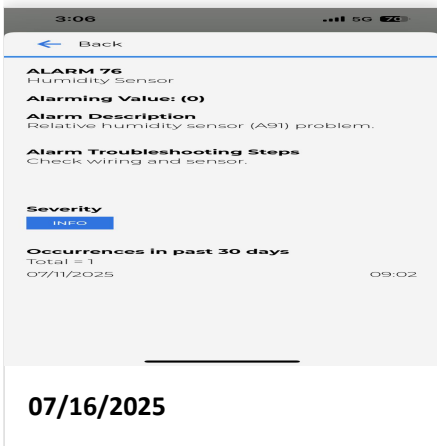


**07-14-25 WAWA #7211 MASON, OH**

**Project Issue Information**

**Issue Name :** RTU-1/RTU-3 alarm  
**Description :** RTU-1/RTU-3 have an alarm for humidity sensor, recommend checking wiring to make sure this is landed properly at sensor and at unit.  
**Created By :** National TAB                      **Assigned To :** National TAB - Dylan Crisman  
**Status :** Open  
**Priority :** High                                      **Asset Tag :**  
**Originated Date :** 07/16/2025 - Dylan Crisman - National TAB

Project Issue File Details




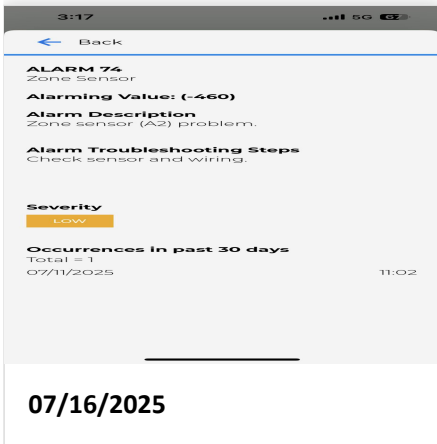


07-14-25 WAWA #7211 MASON, OH

Project Issue Information

**Issue Name :** RTU-2 alarm  
**Description :** RTU-2 has an alarm for “zone sensor” Recommend checking wiring to ensure it is landed properly at sensor as well as at unit.  
**Created By :** National TAB                      **Assigned To :** National TAB - Dylan Crisman  
**Status :** Open  
**Priority :** High                                      **Asset Tag :**  
**Originated Date :** 07/16/2025 - Dylan Crisman - National TAB

Project Issue File Details



### AIR BALANCE SCHEDULE

UNIT	AREA SERVED	HVAC SUPPLY		HVAC RETURN		HVAC OUTDOOR		OA %		HOOD MAKE-UP		HOOD EXHAUST		GENERAL EXH.	
		DESIGN	ACTUAL	DESIGN	ACTUAL	DESIGN	ACTUAL	DESIGN	ACTUAL	DESIGN	ACTUAL	DESIGN	ACTUAL	DESIGN	ACTUAL
RTU-1	BOH	4500	4622	3800	3886	700	736	15.6%	15.9%						
RTU-2	SALES	3400	3347	3020	2977	380	370	11.2%	11.1%						
RTU-3	FOH	2400	2501	2200	2287	200	214	8.3%	8.6%						
EF-1	RESTROOMS													375	452
EF-2	BOH													400	0
EF-3	TRASH ROOM													200	194
<b>TOTALS</b>		10300	10470	9020	9150	1280	1320			0	0	0	0	975	646

#### NET BUILDING AIRFLOW CALCULATION

TOTALS	DESIGN	ACTUAL
TOTAL OA	1280	1320
TOTAL EXHAUST	975	646
<b>NET AIRFLOW</b>	<b>305</b>	<b>674</b>

DOOR TESTED	BUILDING PRESSURE MEASUREMENTS (IN. H2O)
FRONT	0.0147
SIDE	
REAR	0.0114
<b>AVERAGE</b>	<b>0.0131</b>

#### FINAL CHECKS

ACTUAL NET AIRFLOW COINCIDES WITH DESIGN: ✓

MEASURED PRESSURES COINCIDES WITH ACTUAL NET AIRFLOW: ✓

PRESSURE FALLS WITHIN IMC TOLERANCE OF +/-0.02" W.C. ✓

NOTES:

## CheckList List

- 01: RTU's/AHU's
- 02: LENNOX SETUP PARAMETERS
- 03: SENSOR WIRING (LENNOX)
- 04: EF'S
- 05: CLOSEOUT CHECKS



07-14-25 WAWA #7211 MASON, OH

CheckList Information

**Name :** 01: RTU's/AHU's **Status :** Completed  
**Assigned Organization :** National TAB **Asset :**  
**Requesting Organization :** National TAB  
**Created Date :** 07/09/2025 - Tara Metcalf - National TAB  
**Completed Date :** 07/16/2025 - Dylan Crisman - National TAB

CheckList Item Details

RTU's/AHU's

All diffusers and grilles are installed and match design? Pass

Comment:

Clean filters installed? Pass

Comment:

Economizers are assembled and functional? Pass

Comment:

Motors are all operating below the FLA rating? Pass

Comment:

Are belts tight? N/A

Comment:

If direct drive unit is the speed controller working? Pass

Comment:

Is gas piping installed and valves turned on? Pass

Comment:

Condensate drains are installed?

Pass

Comment:

Unit free of noticeable noise and vibration

Pass

Comment:

Final outside air damper position is marked with permanent marker?

Pass

Comment:

No alarms present?

Fail

Comment:

Issues created.

Any noticeable duct leakage?

Pass

Comment:

Total supply and OA flows are balanced within +/-5% and supply & return diffusers within +/-10%?

Pass

Comment:

IN TEST MODE, TEST THE FOLLOWING:

Cooling mode is operational? Record EAT/LAT for each unit:

Pass

Comment:

RTU-1 73.8F DAT: 58.0F RTU-2 74.4F DAT 56.6F RTU-3 72.1F DAT: 57.3F

Heating mode is operational? Record EAT/LAT for each unit:

Pass

Comment:

RTU-1 72.3F DAT: 88.0F RTU-2 74.8F DAT: 92.2F RTU-3 73.5F DAT: 90.6F

Dehumidification mode is operational? (Feel dehumidification coil with your hand. Is it hot?) Record EAT/LAT for each unit:

Fail

Comment:

RTU-2 74.4F DAT: 66.3F Issue created for RTU-1/RTU-2



07-14-25 WAWA #7211 MASON, OH

CheckList Information

**Name :** 02: LENNOX SETUP PARAMETERS **Status :** Completed

**Assigned Organization :** National TAB **Asset :**

**Requesting Organization :** National TAB

**Created Date :** 07/09/2025 - Tara Metcalf - National TAB

**Completed Date :** 07/16/2025 - Dylan Crisman - National TAB

CheckList Item Details

UNIT ID CONFIGURATIONS

BACNET CONFIGURATION: GO TO SETTINGS>GENERAL>CONFIGURATION ID1 POSITION 5 SET TO "N". Pass

Comment:

NETWORK CONFIGURATION: GO TO SETUP>NETWORK INTEGRATION, SET TO BACNET IP Pass

Comment:

CONTROL MODE: SET CONTROL MODE TO ROOM SENSOR: CO2, TEMP & HUMIDITY (PER UNIT, AS NEEDED). Pass

Comment:

INDIVIDUAL PARAMETER CONFIGURATIONS (MECHANICAL CONTRACTOR TO DEFINE / AS APPLICABLE):

PARAMETER 105 DEHUMID MODE: 7 NO CONDITIONS Pass

Comment:

PARAMETER 106 DEHUMID SETPOINT: 50, THIS IS A CENTERED SET POINT (+/-) Yes

Comment:

PARAMETER 107 DEHUMID DEADBAND: 3 (DEFAULT) THIS IS THE ACTUAL +/- VALUE Pass

Comment:

PARAMETER 117 CO2 DAMPER MAX OPEN: 50%

Pass

Comment:

PARAMETER 118 CO2 START OPEN PPM: 1500

Pass

Comment:

PARAMETER 119 CO2 MAX OPEN PPM: 1500

Pass

Comment:

PARAMETER 137 OCCHET SET POINT: 68 (BACK UP)

Pass

Comment:

PARAMETER 131 SET TO THE SAME % AS THE MINMIUM OA DAMPER SETPOINT

Pass

Comment:

PARAMETER 139 OCC COOLING SET POINT: 72 (BACK UP)

Pass

Comment:

PARAMETER 154 OCC BLOWER MODE: ON-CONTINUOUS 1

Pass

Comment:

CFM VALUES / MSAV FAN SPEEDS (AIR BALANCER TO DEFINE / IF APPLICABLE):

OA DAMPER SET TO SAME POSITION IN ALL FAN SPEEDS?

Pass

Comment:

ALL FAN SPEEDS SET TO THE SAME CFM VALUE (ENTER SETPOINTS BELOW)

Pass

Comment:

HEAT CFM VALUE: PER THE HVAC SCHEDULE

Pass

Comment:

HIGH COOL CFM VALUE: THE HIGH COOL CFM VALUE

Pass

**Comment:**

---

**LOW COOL CFM VALUE: MATCH THE HIGH COOL CFM VALUE**

Pass

---

**Comment:**

---

**VENTILATION CFM VALUE: MATCH THE HIGH COOL CFM VALUE**

Pass

---

**Comment:**

---



**07-14-25 WAWA #7211 MASON, OH**

**CheckList Information**

**Name :** 03: SENSOR WIRING (LENNOX) **Status :** Completed  
**Assigned Organization :** National TAB **Asset :**  
**Requesting Organization :** National TAB  
**Created Date :** 07/09/2025 - Tara Metcalf - National TAB  
**Completed Date :** 07/16/2025 - Dylan Crisman - National TAB

**CheckList Item Details**

**COMBINATION TEMPERATURE/HUMIDITY SENSOR**

**Sensors are installed where shown on the drawing?** Pass

**Comment:**

**2 conductor shielded cable has one wire landed to Vin, one to GND, and the shield wire is not connected.** Fail

**Comment:**

Issue created.

**For second shielded cable, one wire is landed to Vout and the shield wire is not connected.** Fail

**Comment:**

Issue created.

**Verify that the CORE or Prodigy controller is sensing a relative humidity (record the reading)** Fail

**Comment:**

Issue created.



07-14-25 WAWA #7211 MASON, OH

**CheckList Information**

**Name :** 04: EF'S **Status :** Completed

**Assigned Organization :** National TAB **Asset :**

**Requesting Organization :** National TAB

**Created Date :** 07/09/2025 - Tara Metcalf - National TAB

**Completed Date :** 07/16/2025 - Dylan Crisman - National TAB

**CheckList Item Details**

EF's

Rotation is correct?	Pass
----------------------	------

Comment:

Belts are tight (if applicable)?	Pass
----------------------------------	------

Comment:

Speed controller installed and functional (if applicable)?	N/A
--	-----

Comment:

There is no major leakage around base of fan?	Pass
---	------

Comment:

Is the motor operating below the motor FLA rating?	Pass
--	------

Comment:

Back draft damper installed and can it fully open?	Pass
--	------

Comment:

Unit free of noticeable noise and vibration?	Pass
--	------

**Comment:**

---

**Total exhaust flow balanced within +/-5% and grilles are within +/-10%?**

Fail

---

**Comment:**

Issue Created for both exhaust fans.

---



**07-14-25 WAWA #7211 MASON, OH**

**CheckList Information**

**Name :** 05: CLOSEOUT CHECKS **Status :** Completed  
**Assigned Organization :** National TAB **Asset :**  
**Requesting Organization :** National TAB  
**Created Date :** 07/09/2025 - Tara Metcalf - National TAB  
**Completed Date :** 07/16/2025 - Dylan Crisman - National TAB

**CheckList Item Details**

**SPACE COMFORT**

**Is space free of drafting?** Pass

**Comment:**

**Is space comfortable in all areas?** Pass

**Comment:**

**Is the space free of ventilation noise?** Pass

**Comment:**

**BUILDING PRESSURE**

**Do actual net building airflow, design net building airflow, and pressure coincide? If not why? (All three should either be positive or negative)** Pass

**Comment:**

# National TAB

Project: 07-14-25 WAWA #7211 MASON, OH

System/Unit: AHU/RTU



Asset: RTU1

AREA:BACK OF HOUSE

Unit Data		
	Design	Actual
MFG	LENNOX	LENNOX
Serial Num	-	5624L02331
Model Num	LCT150H4E	LCT150H4E
Type	RTU	RTU
Configuration	VERTICAL	VERTICAL
Num OA Filters 1	-	2
OA Filter Size 1	-	23X14
Num Final Filter 1	-	4
Final Filter Size 1	-	20X25X2

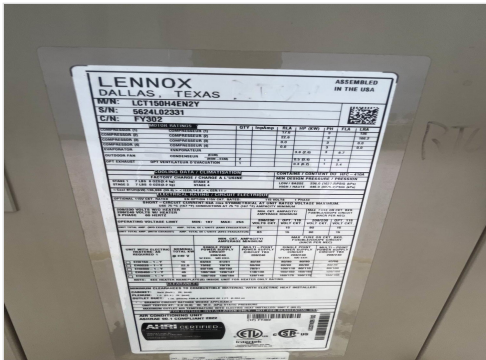
Motor Data		
	Design	Actual
Motor MFG	-	EBMPAPST
Frame	-	IP55
Motor Rpm	-	1780
Phase	3	3
Rated Voltage	208	208
Rated Amperage	-	8.0
Service Factor	-	1.15

Test Data		
	Design	Actual
SF CFM	4500	4622
SF RPM	-	1495
MOTOR RPM	-	1495
RA CFM	3800	3886
OA CFM	700	736
RL Voltage	-	208/207/208
RL Amperage	-	5.0/4.8/4.9
SF System SetPt	-	84%
RA Damper Position	-	MECHANICAL LINKAGE
RA Damper Type	-	ECONOMIZER
OA Damper Position	-	31%
OA Damper Type	-	ECONOMIZER

Performance Data		
	Design	Actual
MA Plenum SP	-	-0.59"
Fan Suction SP	-	-0.91"
Fan Discharge SP	-	0.60"
Total ESP	.75"	1.19"
Fan Total SP	-	1.51"

Completed By: Dylan Crisman on 07/16/2025

## Unit Data - PHOTO LOG



07/15/2025



07/15/2025



07/15/2025

# National TAB

Project:07-14-25 WAWA #7211 MASON, OH

## AHU/RTU



### Diffuser Supply (GRD)

#### RTU1/BACK OF HOUSE

Asset									
Asset Name	Location	Type	Size	DESIGN CFM	AK	CFM(1)	CFM(2)	FINAL CFM	% to design
SGRD1	TRASH/STAGING	SD1	10"	300	1.0	110	284	290	96.7
SGRD2	BOH	SD6	10"	400	1.0	497	376	402	100.5
SGRD3	BOH	SD6	10"	425	1.0	590	451	455	107.1
SGRD4	TRASH	SD6	12"	500	1.0	841	529	532	106.4
SGRD5	FOOD SERVICE	SD6	10"	425	1.0	448	444	459	108.0
SGRD6	FOOD SERVICE	SD6	10"	400	1.0	477	616	379	94.8
SGRD7	FOOD SERVICE	SD6	10"	425	1.0	400	452	448	105.4
SGRD8	BOH	SD6	10"	425	1.0	457	440	448	105.4
SGRD9	BOH	SD6	10"	400	1.0	487	350	373	93.3
SGRD10	BOH	SD6	10"	425	1.0	424	454	450	105.9
SGRD11	ELECTRICAL ROOM	SD1	10"	375	1.0	102	124	386	102.9
Total				4500		4833	4520	4622	102.71%

### Diffuser Ret/Exh (GRD)

#### RTU1/BACK OF HOUSE

Asset									
Asset Name	Location	Type	Size	DESIGN CFM	AK	CFM(1)	CFM(2)	FINAL CFM	% to design
EGRD1	BOH	RG1	14"	860	1.0	698	852	852	99.1
EGRD2	BOH	RG1	14"	870	1.0	370	576	576	66.2
EGRD3	BOH	RG1	14"	870	1.0	471	703	703	80.8
EGRD4	BOH	RG1	14"	1200	1.0	843	1214	1214	101.2
Total				3800		2382	3345	3345	88.03%

Completed By: Dylan Crisman on 07/16/2025

# National TAB

Project: 07-14-25 WAWA #7211 MASON, OH

System/Unit: AHU/RTU



Asset: RTU2

AREA:SALES

Unit Data		
	Design	Actual
MFG	LENNOX	LENNOX
Serial Num	-	5624L03687
Model Num	LG102H4E	LG102H4ES2Y
Type	RTU	RTU
Configuration	VERTICAL	VERTICAL
Num OA Filters 1	-	2
OA Filter Size 1	-	23X14
Num Final Filter 1	-	4
Final Filter Size 1	-	20X25X2


Motor Data		
	Design	Actual
Motor MFG	-	EBMPAPST
Frame	-	IP55
Motor Rpm	-	1780
Phase	3	3
Rated Voltage	208	208
Rated Amperage	-	8.0
Service Factor	-	1.15

Test Data		
	Design	Actual
SF CFM	3400	3347
SF RPM	-	748
MOTOR RPM	-	748
RA CFM	3020	2977
OA CFM	380	370
RL Voltage	-	208/209/208
RL Amperage	-	2.6/2.0/2.3
SF System SetPt	-	42%
RA Damper Position	-	MECHANICAL LINKAGE
RA Damper Type	-	ECONOMIZER
OA Damper Position	-	23%
OA Damper Type	-	ECONOMIZER

Performance Data		
	Design	Actual
MA Plenum SP	-	-0.16"
Fan Suction SP	-	-0.23"
Fan Discharge SP	-	0.16"
Total ESP	1.00"	0.32"
Fan Total SP	-	0.39"

Completed By: Dylan Crisman on 07/16/2025

## Unit Data - PHOTO LOG



07/15/2025



07/15/2025



07/15/2025

# National TAB

Project:07-14-25 WAWA #7211 MASON, OH

## AHU/RTU



**Diffuser Supply (GRD)**

**RTU2/SALES**

Asset									
Asset Name	Location	Type	Size	DESIGN CFM	AK	CFM(1)	CFM(2)	FINAL CFM	% to design
SGRD1	RETAIL	SD2	12"	275	0.63	580	385	284	103.3
SGRD2	RETAIL	SD2	12"	275	0.63	454	292	273	99.3
SGRD3	RETAIL	SD2	12"	275	0.63	437	340	285	103.6
SGRD4	RETAIL	SD2	12"	275	0.63	353	226	254	92.4
SGRD5	RETAIL	SD2	12"	300	0.63	484	290	283	94.3
SGRD6	RETAIL	SD2	12"	275	0.63	689	458	280	101.8
SGRD7	RETAIL	SD2	12"	275	0.63	406	267	278	101.1
SGRD8	RETAIL	SD2	12"	275	0.63	593	394	270	98.2
SGRD9	RETAIL	SD2	12"	275	0.63	618	453	282	102.5
SGRD10	WOMENS RR	SD5	8"	100	1.0	228	168	102	102.0
SGRD11	HALLWAY	SD1	6"	200	1.0	266	168	196	98.0
SGRD12	REAR VEST	SD5	8"	200	1.0	235	141	183	91.5
SGRD13	MENS RR	D5	8"	150	1.0	267	182	145	96.7
SGRD14	DELIVERY ROOM	SD1	8"	250	1.0	298	180	232	92.8
Total				3400		5908	3944	3347	98.44%

Completed By: Dylan Crisman on 07/16/2025

# National TAB

Project: 07-14-25 WAWA #7211 MASON, OH

System/Unit: AHU/RTU



Asset: RTU3

AREA:FRONT OF HOUSE

Unit Data		
	Design	Actual
MFG	LENNOX	LENNOX
Serial Num	-	5624L03701
Model Num	LGT072H4E	LGT072H4E
Type	RTU	RTU
Configuration	VERTICAL	VERTICAL
Num OA Filters 1	-	1
OA Filter Size 1	-	
Num Final Filter 1	-	4
Final Filter Size 1	-	20X20X2

Motor Data		
	Design	Actual
Motor MFG	-	EBMPAPST
Horsepower	1	1.0
Motor Rpm	-	3300
Phase	3	3
Rated Voltage	208	208
Rated Amperage	-	4.4
Service Factor	-	1.15

Test Data		
	Design	Actual
SF CFM	2400	2501
SF RPM	-	2409
MOTOR RPM	-	2409
RA CFM	2200	2287
OA CFM	200	214
RL Voltage	-	209/209/208
RL Amperage	-	2.1/2.3/2.0
SF System SetPt	-	73%
RA Damper Position	-	MECHANICAL LINKAGE
RA Damper Type	-	ECONOMIZER
OA Damper Position	-	27%
OA Damper Type	-	ECONOMIZER

Performance Data		
	Design	Actual
MA Plenum SP	-	-0.37"
Fan Suction SP	-	-0.58"
Fan Discharge SP	-	0.34"
Total ESP	.50"	0.71"
Fan Total SP	-	0.92"

Completed By: Dylan Crisman on 07/16/2025

## Unit Data - PHOTO LOG



07/15/2025



07/15/2025



07/15/2025

**National TAB**  
 Project:07-14-25 WAWA #7211 MASON, OH  
**AHU/RTU**



**Diffuser Supply (GRD)**

**RTU3/FRONT OF HOUSE**

<b>Asset</b>									
<b>Asset Name</b>	<b>Location</b>	<b>Type</b>	<b>Size</b>	<b>DESIGN CFM</b>	<b>AK</b>	<b>CFM(1)</b>	<b>CFM(2)</b>	<b>FINAL CFM</b>	<b>% to design</b>
SGRD1	FOH	SD2	14"	450	0.63	483	460	460	102.2
SGRD2	FOH	SD2	14"	450	0.63	477	471	471	104.7
SGRD3	FOH	SD2	18"	450	0.63	481	478	478	106.2
SGRD4	FOH	RG3	18"	450	0.63	463	473	473	105.1
SGRD5	VESTIBLE	RG3	8"	250	1.0	318	267	267	106.8
SGRD6	OFFICE	SD1	8"	150	1.0	238	157	157	104.7
SGRD7	ASSOCIATE AREA	SD1	8"	200	1.0	263	195	195	97.5
<b>Total</b>				2400		2723	2501	2501	104.21%

Completed By: Dylan Crisman on 07/16/2025

# National TAB

Project: 07-14-25 WAWA #7211 MASON, OH  
System/Unit: FAN - Exhaust



Asset: EF1

AREA:

Unit Data		
	Design	Actual
MFG	GREENHECK	GREENHECK
Model Num	GB-098-6-1-19-X	GB-098-6-1-19-X
Serial Num	-	26979278
Type	DOWNBLAST	DOWNBLAST
Configuration	VERTICAL	VERTICAL

Test Data		
	Design	Actual
CFM	375	452
Fan Rotation	-	CCW
Suction ESP	-	-0.34"
Discharge ESP	-	ATM
Total ESP	-	0.34"

Motor Data		
	Design	Actual
Motor MFG	-	MARATHON
Frame	-	48Y
Horsepower	-	1/6
Motor Rpm	-	1725
Phase	-	1
Voltage (rated)	-	115
Amperage (rated)	-	3.6
Service Factor	-	1.15

Drive Data	
	Actual
Motor Sheave Size	VP25
Motor Bore Size	5/8"
Motor Sheave SetPt	4 TURNS OPEN
Fan Sheave Size	AK34
Fan Sheave Bore	3/4"
Belt CL Distance	6"
Num of Belts	1
Belt Size	3L180

Completed By: Dylan Crisman on 07/16/2025

## Unit Data - PHOTO LOG



07/16/2025



07/16/2025

# National TAB

Project:07-14-25 WAWA #7211 MASON, OH

## FAN - Exhaust



**Diffuser Ret/Exh (GRD)**

EF1/

Asset									
Asset Name	Location	Type	Size	DESIGN CFM	AK	CFM(1)	CFM(2)	FINAL CFM	% to design
EGRD1	MENS RESTROOM	EG-1	8"	225	1.0	254	239	239	106.2
EGRD2	WOMENS RESTROOM	EG-1	8"	150	1.0	227	213	213	142.0
Total				375		481	452	452	120.53%

# National TAB

Project: 07-14-25 WAWA #7211 MASON, OH

System/Unit: FAN - Exhaust



Asset: EF2

AREA:KITCHEN

Unit Data		
	Design	Actual
<b>MFG</b>	GREENHECK	GREENHECK
<b>Model Num</b>	GB-098-6-1-19-X	GB-098-6-1-19-X
<b>Serial Num</b>	-	26979279
<b>Type</b>	DOWNBLAST	DOWNBLAST
<b>Configuration</b>	VERTICAL	VERTICAL

Test Data		
	Design	Actual
<b>CFM</b>	400	0
<b>Fan Rotation</b>	-	CCW
<b>Discharge ESP</b>	-	ATM

Motor Data		
	Design	Actual
<b>Motor MFG</b>	-	MARATHON
<b>Frame</b>	-	48Y
<b>Horsepower</b>	-	1/6
<b>Motor Rpm</b>	-	1725
<b>Phase</b>	-	1
<b>Voltage (rated)</b>	-	115
<b>Amperage (rated)</b>	-	3.6
<b>Service Factor</b>	-	1.15

Drive Data	
	Actual
<b>Motor Sheave Size</b>	VP25
<b>Motor Bore Size</b>	5/8"
<b>Motor Sheave SetPt</b>	3 TURNS OPEN
<b>Fan Sheave Size</b>	AK34
<b>Fan Sheave Bore</b>	3/4"
<b>Belt CL Distance</b>	6"
<b>Num of Belts</b>	1
<b>Belt Size</b>	3L180

Completed By: Dylan Crisman on 07/16/2025

**Notes:**

Could not be balanced at time of TAB due to fan being misaligned and needing replacement. Replacement has been ordered.

Written By: Dylan Crisman on 07/16/2025

# Unit Data - PHOTO LOG



07/16/2025



07/16/2025

# National TAB

Project:07-14-25 WAWA #7211 MASON, OH

## FAN - Exhaust



Diffuser Ret/Exh (GRD)

**EF2/KITCHEN**

Asset									
Asset Name	Location	Type	Size	DESIGN CFM	AK	CFM(1)	CFM(2)	FINAL CFM	% to design
EGRD1									
EGRD2									
Total				0		0	0	0	0%

# National TAB

Project: 07-14-25 WAWA #7211 MASON, OH  
System/Unit: FAN - Exhaust



Asset: EF3

AREA: TRASH ROOM

Unit Data		
	Design	Actual
MFG	GREENHECK	GREENHECK
Model Num	SP-B200	SP-B200
Serial Num	-	26978678
Type	CEILING	CEILING
Configuration	VERTICAL	VERTICAL

Test Data		
	Design	Actual
CFM	200	194
Fan RPM	-	1000
Fan Rotation	-	CCW
Motor RPM	-	1000
System SetPt	-	MAX SPEED @ SPEED DIAL
Fan Discharge SP	-	ATM

Motor Data		
	Design	Actual
Motor MFG	-	GREENHECK
Horsepower	.167	1/30
Motor Rpm	-	1000
Phase	1	1
Voltage (rated)	120	115
Amperage (rated)	-	2.7

Completed By: Dylan Crisman on 07/15/2025

### Unit Data - PHOTO LOG



07/15/2025



07/15/2025

