

**Report By:**

National TAB  
1329 E. KEMPER ROAD  
SUITE 4210  
CINCINNATI, OH 45246



**Report: TAB Report**  
**Function: Test, Adjust, & Balance**  
**Date: 11/21/2025**  
**Completed By: National TAB**

**PROJECT**  
**12-08-25 QT #0465 PHOENIX, AZ**

23550 N 23RD AVE

PHOENIX, AZ

**Client**

QUIKTRIP  
4705 SOUTH 129TH EAST AVENUE  
TULSA, OK 74134

# National TAB

Project: 12-08-25 QT #0465 PHOENIX, AZ

## Table Of Contents

<b>Section</b>	<b>Page #</b>
AHU/RTU	3
REMARKS	9
BALANCE SCHEDULE	12
CHECKLISTS	13
AHU/RTU	19
RTU3	25
FAN - Exhaust	28
Kitchen Hood Type I	33
GRD	35

# National TAB

Project: 12-08-25 QT #0465 PHOENIX, AZ

System/Unit: AHU/RTU



Asset: RT-1

AREA:SALES FLOOR

Unit Data	
	Actual
MFG	AAON
Serial Num	202303-ANEK25718
Model Num	RN-013-8-0-EA0A-152
Num OA Filters 1	1
OA Filter Size 1	45X22
Num Final Filter 1	2
Final Filter Size 1	46X19.5X2

Motor Data	
	Actual
Motor MFG	NL
Frame	NL
Horsepower	3.0
Motor Rpm	1760
Phase	3.0
Rated Voltage	208
Rated Amperage	10.6

Test Data		
	Design	Actual
SF CFM	4200	4612
SF RPM	-	43.8 HZ
OA CFM (Hoods On)	800	853
OA CFM (Hoods Off)	350	378
RL Voltage	-	143
RL Amperage	-	6.95
VFD Max SetPt	-	73
VFD Min SetPt	-	24
OA Damper Position (Hoods On)	-	46.0
OA Damper Position (Hoods Off)	-	0.0

Performance Data		
	Design	Actual
MA Plenum SP	-	-0.47"
Fan Suction SP	-	-0.67"
Fan Discharge SP	-	0.24"
Total ESP	-	0.71"
Fan Total SP	-	0.91"

General	
	Actual
Fan Rotation Correct	YES
Unit Filters Clean	YES
Condensate Drain Installed	YES

Completed By: Christine Weale on 11/22/2025

Notes:  
RTU balanced for total flow and diffusers balanced for comfort

Written By: on



# National TAB

Project: 12-08-25 QT #0465 PHOENIX, AZ  
System/Unit: AHU/RTU



Asset: RT-2

AREA:SALES FLOOR

Unit Data	
	Actual
MFG	AAON
Serial Num	202303-ANEK25719
Model Num	RN-013-8-0-EA0A-152
Num OA Filters 1	1
OA Filter Size 1	45X22
Num Final Filter 1	2
Final Filter Size 1	46X19.5X2

Motor Data	
	Actual
Motor MFG	NL
Frame	NL
Horsepower	3.0
Motor Rpm	1760
Phase	3.0
Rated Voltage	208
Rated Amperage	10.6

Test Data		
	Design	Actual
SF CFM	4200	4572
SF RPM	-	49.8 HZ
OA CFM (Hoods On)	800	866
OA CFM (Hoods Off)	350	358
RL Voltage	-	181.6
RL Amperage	-	8.65
VFD Max SetPt	-	83.0
VFD Min SetPt	-	24.0
OA Damper Position (Hoods On)	-	46.0
OA Damper Position (Hoods Off)	-	0.0

Performance Data		
	Design	Actual
MA Plenum SP	-	-0.62"
Fan Suction SP	-	-0.90"
Fan Discharge SP	-	0.66"
Total ESP	-	1.28"
Fan Total SP	-	1.56"

General	
	Actual
Fan Rotation Correct	YES
Unit Filters Clean	YES
Condensate Drain Installed	YES

Completed By: Christine Weale on 11/22/2025


Notes:  
RTU BALANCED FOR TOTAL FLOW AND DIFFUSERS BALANCED FOR COMFORT. RECOMMEND REPLACING SGRD-5 AND REOPENING DAMPER TO CONDITION BEHIND SODA MACHINES AND EVEN OUT AIR FLOW.

Written By: Christine Weale on 11/22/2025

Unit Data - PHOTO LOG



11/22/2025



11/22/2025

# National TAB

Project: 12-08-25 QT #0465 PHOENIX, AZ  
System/Unit: AHU/RTU



Asset: RT-3

AREA:BOH/KITCHEN

Unit Data	
	Actual
MFG	AAON
Serial Num	202303-ANEK25717
Model Num	RN-013-8-0-EA0A-152
Num OA Filters 1	1
OA Filter Size 1	45X22
Num Final Filter 1	2
Final Filter Size 1	46X19.5X2

Motor Data	
	Actual
Motor MFG	NL
Frame	NL
Horsepower	3.0
Motor Rpm	1760
Phase	3
Rated Voltage	208
Rated Amperage	10.6

Test Data		
	Design	Actual
SF CFM	4200	4497
SF RPM	-	46.2 HZ
OA CFM (Hoods On)	800	853
OA CFM (Hoods Off)	350	358
RL Voltage	-	158.8
RL Amperage	-	7.7
VFD Max SetPt	-	77.0
VFD Min SetPt	-	24.0
OA Damper Position (Hoods On)	-	46.0
OA Damper Position (Hoods Off)	-	0.0

Performance Data		
	Design	Actual
MA Plenum SP	-	-0.36"
Fan Suction SP	-	-0.55"
Fan Discharge SP	-	0.28"
Total ESP	-	0.64"
Fan Total SP	-	0.83"


General	
	Actual
Fan Rotation Correct	YES
Unit Filters Clean	YES
Condensate Drain Installed	YES

Completed By: Christine Weale on 11/22/2025

Unit Data - PHOTO LOG



11/22/2025



11/22/2025

## Issue List

- DIFFUSER LYING ON TOP OF CEILING
- STORE PC NOT AFFECTING OA DAMPERS



**12-08-25 QT #0465 PHOENIX, AZ**

**Project Issue Information**

**Issue Name :** DIFFUSER LYING ON TOP OF CEILING  
**Description :** Diffuser is not in use, should be conditioning the humid area behind the soda machines. Recommend reopening damper for duct and replacing where it should be.  
**Created By :** National TAB                      **Assigned To :** National TAB - Dan Hertenstein  
**Status :** Open  
**Priority :** Low                                      **Asset Tag :** SGRD5  
**Originated Date :** 11/23/2025 - Christine Weale - National TAB

Project Issue File Details



11/23/2025



11/23/2025



12-08-25 QT #0465 PHOENIX, AZ

**Project Issue Information**

**Issue Name :** STORE PC NOT AFFECTING OA DAMPERS  
**Description :** Store PC not communicating OA position to any of the 3 units.  
**Created By :** National TAB                      **Assigned To :** National TAB - Dan Hertenstein  
**Status :** Open  
**Priority :** [Medium](#)                      **Asset Tag :**  
**Originated Date :** 11/23/2025 - Christine Weale - National TAB

### AIR BALANCE SCHEDULE

UNIT	AREA SERVED	HOOD ON OA		HOOD OFF OA		HOOD ON EXHAUST		HOOD OFF EXHAUST	
		DESIGN	ACTUAL	DESIGN	ACTUAL	DESIGN	ACTUAL	DESIGN	ACTUAL
RTU 1	SALES	800	853	350	378				
RTU-2	SALES	800	866	350	358				
RTU-3	BOH/KITCHEN	800	853	350	358				
EF-1	RR/JANITOR CLOSET					750	945	750	945
EF-3	HOOD					1350	1408	0	0
<b>TOTALS</b>		<b>2400</b>	<b>2572</b>	<b>1050</b>	<b>1094</b>	<b>2100</b>	<b>2353</b>	<b>750</b>	<b>945</b>

#### HOODS ON

##### NET AIRFLOW CALCULATION

TOTALS	DESIGN	ACTUAL
TOTAL OA	2400	2572
TOTAL EXHAUST	2100	2353
<b>NET AIRFLOW</b>	<b>300</b>	<b>219</b>

DOOR TESTED	BUILDING PRESSURE MEASUREMENTS
FRONT	0.004
SIDE	0.003
REAR	0.006
<b>AVERAGE</b>	<b>0.0043</b>

#### HOODS OFF

##### NET AIRFLOW CALCULATION

TOTALS	DESIGN	ACTUAL
TOTAL OA	1050	1094
TOTAL EXHAUST	750	945
<b>NET AIRFLOW</b>	<b>300</b>	<b>149</b>

DOOR TESTED	BUILDING PRESSURE MEASUREMENTS
FRONT	0.004
SIDE	0.003
REAR	0.008
<b>AVERAGE</b>	<b>0.005</b>

NOTES:

## CheckList List

- 01: RTU's/AHU's
- 02: Exhaust Fans
- 03: Hoods
- 04: Final Tests



**12-08-25 QT #0465 PHOENIX, AZ**

**CheckList Information**

**Name :** 01: RTU's/AHU's **Status :** Completed  
**Assigned Organization :** National TAB **Asset :**  
**Requesting Organization :** National TAB  
**Created Date :** 09/04/2025 - Trinity Dodds - National TAB  
**Completed Date :** 11/23/2025 - Christine Weale - National TAB

**CheckList Item Details**

RTU's/AHU's

---

Evaporator coils are clean? Pass

Comment:

---

Condenser coils are clean? Pass

Comment:

---

Gas piping is installed and valves are turned on? Pass

Comment:

---

Unit free of noticeable noise and vibration Pass

Comment:

---



12-08-25 QT #0465 PHOENIX, AZ

**CheckList Information**

**Name :** 02: Exhaust Fans **Status :** Completed  
**Assigned Organization :** National TAB **Asset :**  
**Requesting Organization :** National TAB  
**Created Date :** 09/04/2025 - Trinity Dodds - National TAB  
**Completed Date :** 11/23/2025 - Christine Weale - National TAB

**CheckList Item Details**

EF's

---

Hinge kit installed installed on hood fan? Pass

Comment:

---

Flex conduit is long enough so that fan can be completely tilted back? Pass

Comment:

---

No major leakage around the fan base Pass

Comment:

---

Unit is free of noise and vibration Pass

Comment:

---



12-08-25 QT #0465 PHOENIX, AZ

**CheckList Information**

**Name :** 03: Hoods **Status :** Completed

**Assigned Organization :** National TAB **Asset :**

**Requesting Organization :** National TAB

**Created Date :** 09/04/2025 - Trinity Dodds - National TAB

**Completed Date :** 11/23/2025 - Christine Weale - National TAB

**CheckList Item Details**

**HOODS**

---

**Hood is free of alarms?** Pass

**Comment:**

---

**Hood is free of damage?** Pass

**Comment:**

---

**End panels are installed per prototype?** Pass

**Comment:**



12-08-25 QT #0465 PHOENIX, AZ

**CheckList Information**

**Name :** 04: Final Tests **Status :** Completed  
**Assigned Organization :** National TAB **Asset :**  
**Requesting Organization :** National TAB  
**Created Date :** 09/04/2025 - Trinity Dodds - National TAB  
**Completed Date :** 11/23/2025 - Christine Weale - National TAB

**CheckList Item Details**

**FINAL CHECKS**

**HOOD CAPTURE TEST**

**List kitchen equipment turned on for testing**

**Comment:**

Fryers and dual-oven

**List smoke candle type used**

**Comment:**

45s S102

**Smoke test capture % - Perimeter of hood**

**Comment:**

100

**Smoke test capture % - Top of cooking surface**

**Comment:**

100

**WITNESS**

**Date test was completed**

11/21/2025

**Comment:**

---

**TAB tech name / Firm**

**Comment:**

Christine Weale, NTI

---

**Site super name / Firm**

**Comment:**

TBuilt

---

**Owner representative name / Firm (if Applicable)**

**Comment:**

---

**BUILDING PRESSURE**

---

**Do actual net building airflow, design net building airflow, and pressure coincide? If not why? (All three should either be positive or negative)**

Pass

---

**Comment:**

---

# National TAB

Project: 12-08-25 QT #0465 PHOENIX, AZ

System/Unit: AHU/RTU



Asset: RT-1

AREA:SALES FLOOR

Unit Data	
	Actual
MFG	AAON
Serial Num	202303-ANEK25718
Model Num	RN-013-8-0-EA0A-152
Num OA Filters 1	1
OA Filter Size 1	45X22
Num Final Filter 1	2
Final Filter Size 1	46X19.5X2

Motor Data	
	Actual
Motor MFG	NL
Frame	NL
Horsepower	3.0
Motor Rpm	1760
Phase	3.0
Rated Voltage	208
Rated Amperage	10.6

Test Data		
	Design	Actual
SF CFM	4200	4612
SF RPM	-	43.8 HZ
OA CFM (Hoods On)	800	853
OA CFM (Hoods Off)	350	378
RL Voltage	-	143
RL Amperage	-	6.95
VFD Max SetPt	-	73
VFD Min SetPt	-	24
OA Damper Position (Hoods On)	-	46.0
OA Damper Position (Hoods Off)	-	0.0

Performance Data		
	Design	Actual
MA Plenum SP	-	-0.47"
Fan Suction SP	-	-0.67"
Fan Discharge SP	-	0.24"
Total ESP	-	0.71"
Fan Total SP	-	0.91"


General	
	Actual
Fan Rotation Correct	YES
Unit Filters Clean	YES
Condensate Drain Installed	YES

Completed By: Christine Weale on 11/22/2025

Notes:  
RTU balanced for total flow and diffusers balanced for comfort

Written By: on

**Unit Data - PHOTO LOG**



**11/22/2025**



**11/22/2025**

# National TAB

Project: 12-08-25 QT #0465 PHOENIX, AZ  
System/Unit: AHU/RTU



Asset: RT-2

AREA:SALES FLOOR

Unit Data	
	Actual
MFG	AAON
Serial Num	202303-ANEK25719
Model Num	RN-013-8-0-EA0A-152
Num OA Filters 1	1
OA Filter Size 1	45X22
Num Final Filter 1	2
Final Filter Size 1	46X19.5X2

Motor Data	
	Actual
Motor MFG	NL
Frame	NL
Horsepower	3.0
Motor Rpm	1760
Phase	3.0
Rated Voltage	208
Rated Amperage	10.6

Test Data		
	Design	Actual
SF CFM	4200	4572
SF RPM	-	49.8 HZ
OA CFM (Hoods On)	800	866
OA CFM (Hoods Off)	350	358
RL Voltage	-	181.6
RL Amperage	-	8.65
VFD Max SetPt	-	83.0
VFD Min SetPt	-	24.0
OA Damper Position (Hoods On)	-	46.0
OA Damper Position (Hoods Off)	-	0.0

Performance Data		
	Design	Actual
MA Plenum SP	-	-0.62"
Fan Suction SP	-	-0.90"
Fan Discharge SP	-	0.66"
Total ESP	-	1.28"
Fan Total SP	-	1.56"

General	
	Actual
Fan Rotation Correct	YES
Unit Filters Clean	YES
Condensate Drain Installed	YES

Completed By: Christine Weale on 11/22/2025

Notes:  
RTU BALANCED FOR TOTAL FLOW AND DIFFUSERS BALANCED FOR COMFORT. RECOMMEND REPLACING SGRD-5 AND REOPENING DAMPER TO CONDITION BEHIND SODA MACHINES AND EVEN OUT AIR FLOW.

Written By: Christine Weale on 11/22/2025

Unit Data - PHOTO LOG



11/22/2025



11/22/2025

# National TAB

Project: 12-08-25 QT #0465 PHOENIX, AZ  
System/Unit: AHU/RTU



Asset: RT-3

AREA:BOH/KITCHEN

Unit Data	
	Actual
MFG	AAON
Serial Num	202303-ANEK25717
Model Num	RN-013-8-0-EA0A-152
Num OA Filters 1	1
OA Filter Size 1	45X22
Num Final Filter 1	2
Final Filter Size 1	46X19.5X2

Motor Data	
	Actual
Motor MFG	NL
Frame	NL
Horsepower	3.0
Motor Rpm	1760
Phase	3
Rated Voltage	208
Rated Amperage	10.6

Test Data		
	Design	Actual
SF CFM	4200	4497
SF RPM	-	46.2 HZ
OA CFM (Hoods On)	800	853
OA CFM (Hoods Off)	350	358
RL Voltage	-	158.8
RL Amperage	-	7.7
VFD Max SetPt	-	77.0
VFD Min SetPt	-	24.0
OA Damper Position (Hoods On)	-	46.0
OA Damper Position (Hoods Off)	-	0.0

Performance Data		
	Design	Actual
MA Plenum SP	-	-0.36"
Fan Suction SP	-	-0.55"
Fan Discharge SP	-	0.28"
Total ESP	-	0.64"
Fan Total SP	-	0.83"

General	
	Actual
Fan Rotation Correct	YES
Unit Filters Clean	YES
Condensate Drain Installed	YES

Completed By: Christine Weale on 11/22/2025

Unit Data - PHOTO LOG



11/22/2025



11/22/2025



# National TAB

Project: 12-08-25 QT #0465 PHOENIX, AZ

System/Unit: AHU/RTU

Asset: RT-3

AREA:BOH/KITCHEN

Unit Data	
	Actual
MFG	AAON
Serial Num	202303-ANEK25717
Model Num	RN-013-8-0-EA0A-152
Num OA Filters 1	1
OA Filter Size 1	45X22
Num Final Filter 1	2
Final Filter Size 1	46X19.5X2

Motor Data	
	Actual
Motor MFG	NL
Frame	NL
Horsepower	3.0
Motor Rpm	1760
Phase	3
Rated Voltage	208
Rated Amperage	10.6

Test Data		
	Design	Actual
SF CFM	4200	4497
SF RPM	-	46.2 HZ
OA CFM (Hoods On)	800	853
OA CFM (Hoods Off)	350	358
RL Voltage	-	158.8
RL Amperage	-	7.7
VFD Max SetPt	-	77.0
VFD Min SetPt	-	24.0
OA Damper Position (Hoods On)	-	46.0
OA Damper Position (Hoods Off)	-	0.0

Performance Data		
	Design	Actual
MA Plenum SP	-	-0.36"
Fan Suction SP	-	-0.55"
Fan Discharge SP	-	0.28"
Total ESP	-	0.64"
Fan Total SP	-	0.83"


General	
	Actual
Fan Rotation Correct	YES
Unit Filters Clean	YES
Condensate Drain Installed	YES

Completed By: Christine Weale on 11/22/2025

# Unit Data - PHOTO LOG



11/22/2025



11/22/2025



# National TAB

Project:12-08-25 QT #0465 PHOENIX, AZ

## AHU/RTU

**Diffuser Supply (GRD)**

**RT-3/BOH/KITCHEN**

Asset									
Asset Name	Location	Type	Size	DESIGN CFM	AK	CFM(1)	CFM(2)	FINAL CFM	% to design
SGRD1	SUPPORT SERVICE	SI	12"	800	1	810	810	810	101.3
SGRD2	SUPPORT SERVICE	SI	12"	800	1	808	808	808	101.0
SGRD3	SUPPORT SERVICE	SI	12"	800	1	816	816	816	102.0
SGRD4	SUPPORT SERVICE	SI	12"	800	1	666	666	666	83.3
SGRD5	WORKROOM	ES	10"	500	1	523	523	523	104.6
SGRD6	WORKROOM	ES	10"	500	1	550	550	550	110.0
SGRD7	PLUMBING ROOM	ER	8"	540	1	324	324	324	60.0
Total				4740		4497	4497	4497	94.87%

# National TAB

Project: 12-08-25 QT #0465 PHOENIX, AZ  
System/Unit: FAN - Exhaust



Asset: EF1

AREA:RR/JANITOR

Unit Data		
	Design	Actual
MFG	NA	CAPTIVEAIRE
Model Num	NA	DR50HFA
Serial Num	-	5920923
Type	-	DOWNBLAST
Configuration	-	VERTICAL

Motor Data		
	Design	Actual
Motor MFG	-	HSSA
Frame	-	48Y
Horsepower	-	0.5\0.75
Motor Rpm	-	1625
Phase	-	1
Voltage (rated)	-	115
Amperage (rated)	-	5.6\8.4
Service Factor	-	1.0

Test Data		
	Design	Actual
CFM	750	834
Fan RPM	-	N/A
Fan Rotation	-	CCW
Motor RPM	-	N/A
System SetPt	-	LOW
RL Voltage	-	N/A
RL Amperage	-	7.51
Total ESP	-	0.17"
Fan Inlet SP	-	-0.17"
Fan Discharge SP	-	ATMS

Completed By: Christine Weale on 11/22/2025

Notes:

EF1 ACTUALLY PUSHING 834CFM. SGRD-4 IS NOW A STAND-ALONE EXHAUST.

Written By: Christine Weale on 11/22/2025

## Unit Data - PHOTO LOG



11/22/2025

# National TAB

Project:12-08-25 QT #0465 PHOENIX, AZ

## FAN - Exhaust



**Diffuser Ret/Exh (GRD)**

**EF1/RR/JANITOR**

Asset									
Asset Name	Location	Type	Size	DESIGN CFM	AK	CFM(1)	CFM(2)	FINAL CFM	% to design
EGRD1	MEN'S RR	EE	10"	300	1	310	310	310	103.3
EGRD2	JANITOR CLOSET	EE	6"	100	1	86	86	86	86.0
EGRD3	WOMEN'S RR	EE	10"	200	1	438	438	438	219.0
EGRD4	SUPPORT SERVICE	RI	8"	150	1	111	111	111	74.0
Total				750		945	945	945	126%

Asset	Notes	Date	Written By
EGRD4	STAND-ALONE EXHAUST, DESIGN = 150CFM. REQUESTED UNIT INFO WAS NOT GIVEN, NO EXHAUST FOUND, TILE INACCESSIBLE DUE TO COMBIOVEN.	11/22/2025	Christine Weale

# National TAB

Project: 12-08-25 QT #0465 PHOENIX, AZ  
System/Unit: FAN - Exhaust



Asset: EF3

AREA:KITCHEN HOOD

Unit Data		
	Design	Actual
MFG	NA	CAPTIVEAIRE
Model Num	NA	DU50HFA
Serial Num	-	7644877
Type	UPBLAST	UPBLAST
Configuration	VERTICAL	VERTICAL

Motor Data		
	Design	Actual
Motor MFG	-	NEMA
Frame	-	NL
Horsepower	1/2	0.5
Motor Rpm	-	1800
Phase	-	1
Voltage (rated)	-	208
Amperage (rated)	-	3.8
Service Factor	-	NL

Test Data		
	Design	Actual
CFM	1350	1408
Fan RPM	-	1217
Fan Rotation	-	CCW
Motor RPM	-	1217
System SetPt	-	51.8 HZ
RL Voltage	-	216.2
RL Amperage	-	1.93
Total ESP	-	0.66"
Fan Inlet SP	-	-0.66"
Fan Discharge SP	-	ATMS

Completed By: Christine Weale on 11/22/2025

## Unit Data - PHOTO LOG



11/22/2025

# National TAB

Project: 12-08-25 QT #0465 PHOENIX, AZ

## System/Unit: Kitchen Hood Type I



Asset: HD1

AREA:GRIDDLE

Unit Data		
	Design	Actual
MFG	CAPTIVEAIRE	CAPTIVEAIRE
Model Num	6030 ND-2-F	6030 ND-2-F
Job / Serial Num	-	7644877
Type	TYPE I CANOPY	TYPE I CANOPY
Hood length	-	108"
Hood Width	-	60"

Test Data Exhaust		
	Design	Actual
Filter Type	-	CAPTRATE SOLO
Filter Size 1	-	16X20
Filter Qty 1	-	6
Filter AK factor size 1	-	2.08
Filter Total AK Area	-	12.48
Filter1 FPM	-	110
Filter2 FPM	-	123
Filter3 FPM	-	117
Filter4 FPM	-	112
Filter5 FPM	-	106
Filter6 FPM	-	109
Filter Ave FPM(corr)	-	113
CFM	1350	1408

Cooking Equipment	
	Actual
Item 1	FRYERS
Item 2	DUAL-OVEN

Completed By: Christine Weale on 11/22/2025

**Unit Data - PHOTO LOG**



**11/22/2025**

