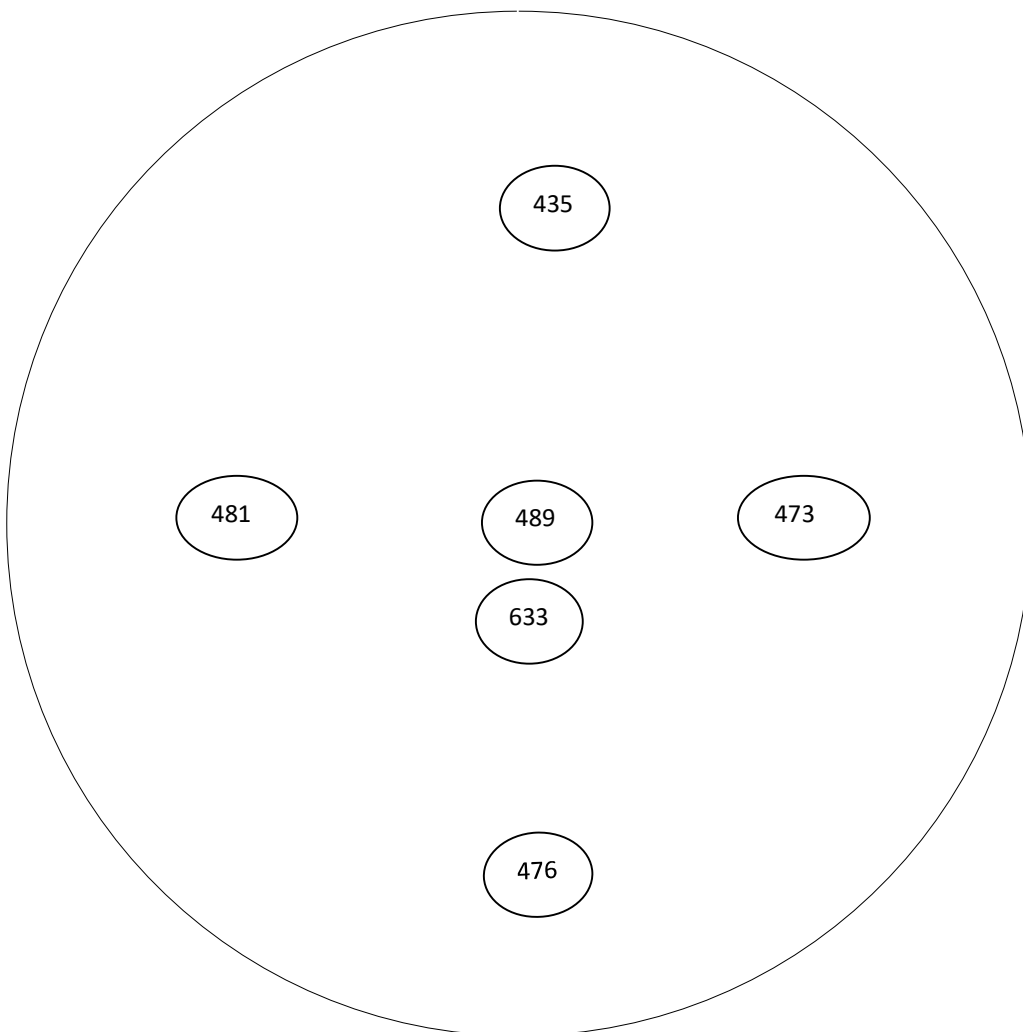


ROUND DUCT TRAVERSE FORM

PROJECT:	Brightview Senior Living	SYSTEM:	DOAS 1
LOCATION - ZONE:	Attic	SERVICE:	Supply Register 11/12
ALTITUDE:		DENSITY:	
		FACTOR:	

DUCT	REQUIRED	ACTUAL
S.P.: 0.14"	SCFM:	SCFM:
SIZE: 6"	FPM: 450	FPM: 498
AREA: 0.35Ft ²	CFM: 90	CFM: 100
TEMP:		



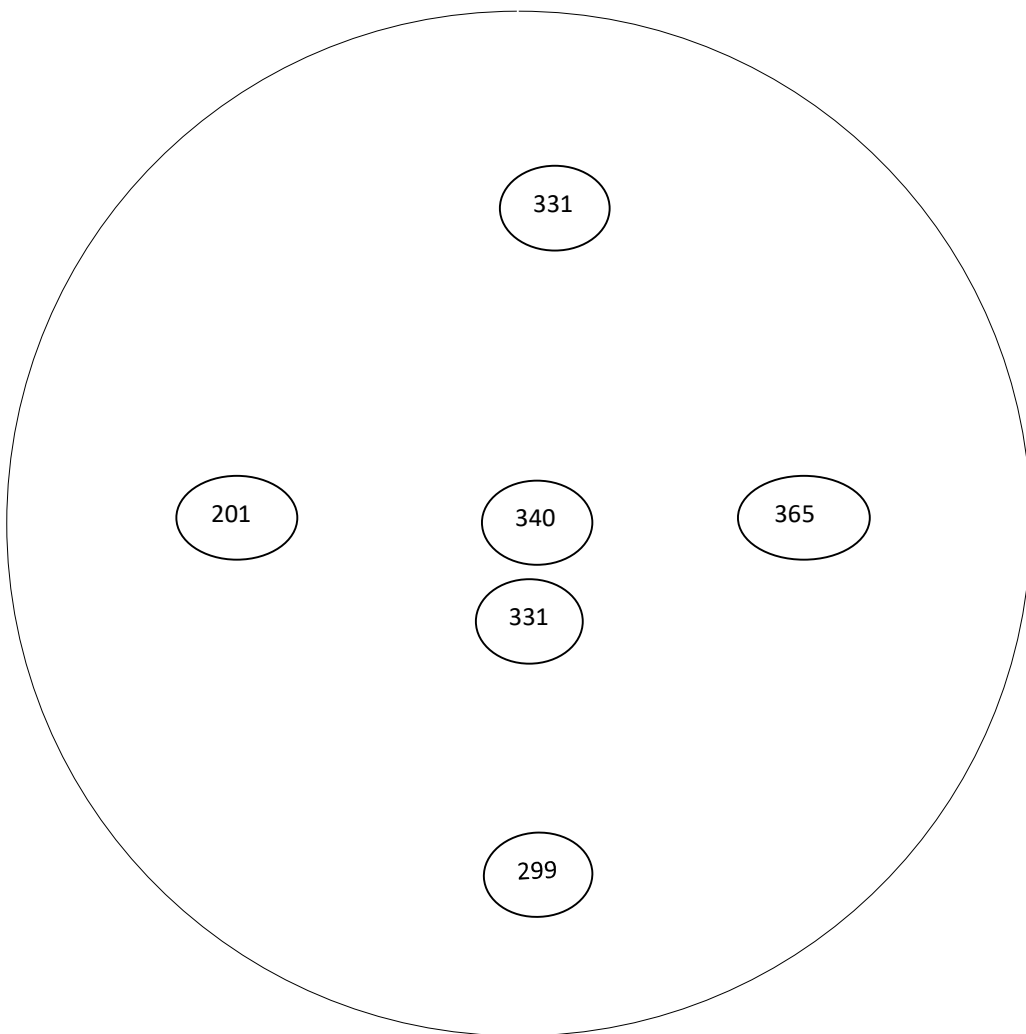
TEST DATE:
9/18/2025
READINGS BY:
Tyler Y

REMARKS:
[1] Accessed in attic space

ROUND DUCT TRAVERSE FORM

PROJECT:	Brightview Senior Living	SYSTEM:	DOAS 1
LOCATION - ZONE:	Attic	SERVICE:	Supply Register 10
ALTITUDE:		DENSITY:	
		FACTOR:	

DUCT	REQUIRED	ACTUAL
S.P.: 0.14"	SCFM:	SCFM:
SIZE: 6"	FPM: 326	FPM: 311
AREA: 0.35Ft ²	CFM: 65	CFM: 61
TEMP:		



TEST DATE:
9/18/2025
READINGS BY:
Tyler Y

REMARKS:
[1] Accessed in attic space

SQUARE DUCT TRAVERSE FORM

PROJECT	Brightview Senior Living	SYSTEM	DOAS-1
LOCATION	Eatontown, NJ	SERVICE	Exhaust Register 7
ALTITUDE	52ft ASL	DENSITY	-
		FACTOR	-

DUCT	REQUIRED	ACTUAL
S.P.	0.013" TEMP -	SCFM -
SIZE	11"X6"	FPM 360
AREA	0.458Ft^2	CFM 165
		FPM 207
		CFM 95

DISTANCE FROM BOTTOM	POSITION	1	2	3	4	5	6	7	8	9	10	11	12
1.5"	1	283	156	182									
4.5"	2	226	202	195									
	3												
	4												
	5												
	6												
	7												
	8												
	9												
	10												
	11												
	12												
	13												
DISTANCE FROM DUCT EDGE		1.83"	5.5"	9.15"									
VELOCITY SUB - TOTALS													

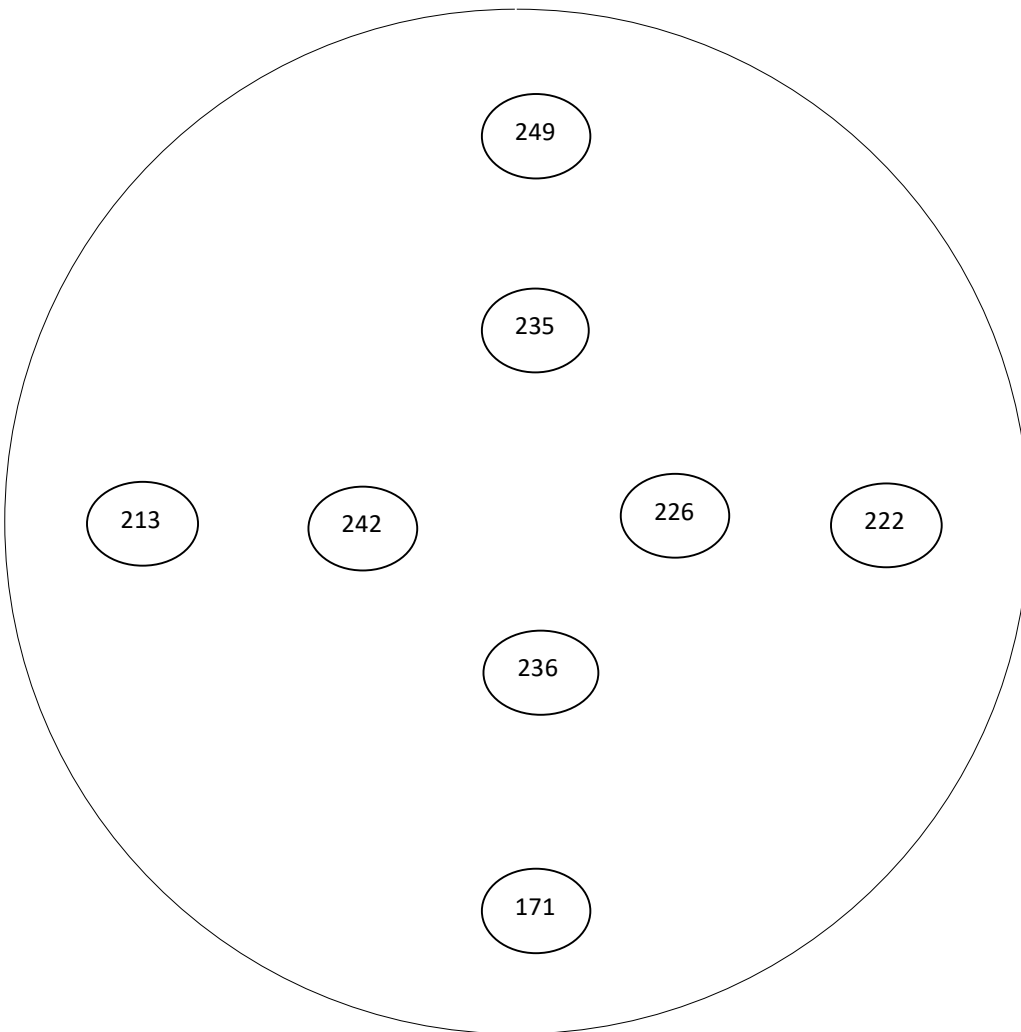
REMARKS:

[1] TRAVERSE TAKEN FROM ATTIC, NO SIGNS OF LEAKAGE ALONG DUCTWORK.

ROUND DUCT TRAVERSE FORM

PROJECT:	Brightview Senior Living	SYSTEM:	DOAS-1
LOCATION - ZONE:	Attic	SERVICE:	Exhaust Register 7
ALTITUDE:		DENSITY:	
		FACTOR:	

DUCT	REQUIRED	ACTUAL
S.P.: 0.02"	SCFM:	SCFM:
SIZE: 8"	FPM: 229	FPM: 223
AREA: 0.35Ft^2	CFM: 80	CFM: 78
TEMP:		



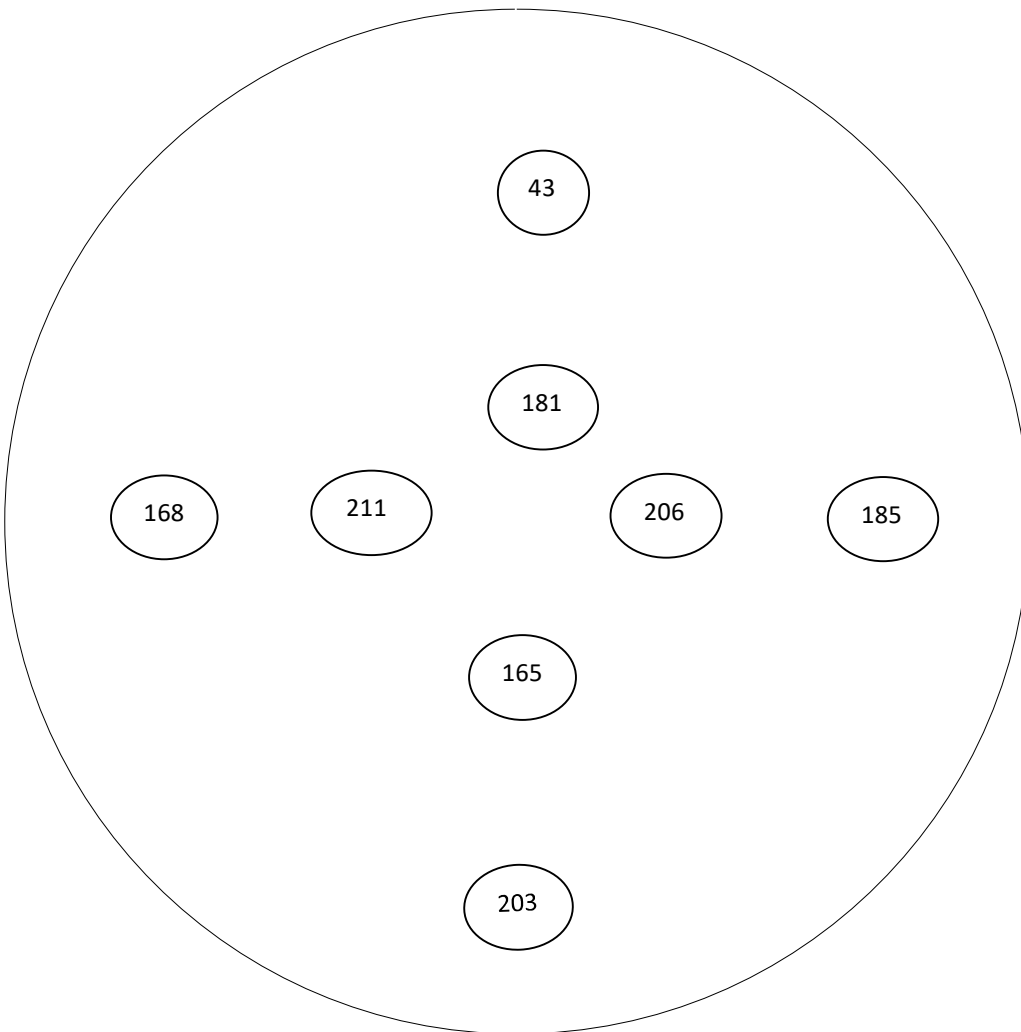
TEST DATE:
9/18/2025
READINGS BY:
Tyler Y

REMARKS:
[1] Accessed in attic space

ROUND DUCT TRAVERSE FORM

PROJECT:	Brightview Senior Living	SYSTEM:	DOAS 1
LOCATION - ZONE:	Attic	SERVICE:	Exhaust Register 10
ALTITUDE:		DENSITY:	
		FACTOR:	

DUCT	REQUIRED	ACTUAL
S.P.: 0.008"	SCFM:	SCFM:
SIZE: 8"	FPM: 214	FPM: 170
AREA: 0.35Ft ²	CFM: 75	CFM: 59
TEMP:		



TEST DATE:
9/18/2025
READINGS BY:
Tyler Y

REMARKS:
[1] Accessed in attic space

SQUARE DUCT TRAVERSE FORM

PROJECT Brightview Senior Living	SYSTEM DOAS-1
LOCATION Hallway-diffuser access	SERVICE Exhaust Grilles 5-11
ALTITUDE - DENSITY -	FACTOR -

DUCT	REQUIRED	ACTUAL
S.P. 0.07" TEMP -	SCFM -	SCFM -
SIZE 14"x12"	FPM 711	FPM 539
AREA 1.167Ft^2	CFM 830	CFM 629

DISTANCE FROM BOTTOM	POSITION	1	2	3	4	5	6	7	8	9	10	11	12
2"	1	579	600	589	560								
6"	2	612	603	626	420								
10"	3	616	620	441	206								
	4												
	5												
	6												
	7												
	8												
	9												
	10												
	11												
	12												
	13												
DISTANCE FROM DUCT EDGE		1.75"	5.25"	8.75"	12.5"								
VELOCITY SUB - TOTALS													

REMARKS:

Traverse total of the duct serving 6 of the exhaust grilles is 630 CFM. Total flow hoods readings sum of 472CFM