

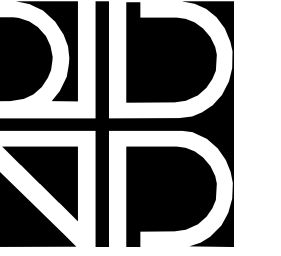


GREATER ORLANDO AVIATION AUTHORITY

V01050
Landside Terminal
Levels 4 and 5

HYATT CONTINENTAL
BALLROOM &
PRE-FUNCTION RENO


ORLANDO INTERNATIONAL AIRPORT



rhodes + brito
ARCHITECTS

605 E ROBINSON ST, SUITE 750
ORLANDO, FL 32801

FBAID Lic: AR0014284

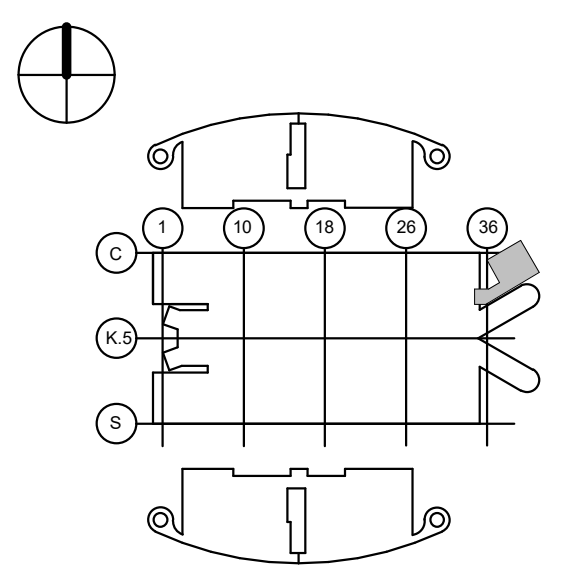


TLC ENGINEERING
SOLUTIONS
255 S. Orange Avenue
Suite 1650
Orlando, FL 32801
P 407.841.9050
COA 15
www.tlc-engineers.com
TLC No.: 119108
THINK. LISTEN. CREATE.

This item has been electronically signed and sealed by the individual named below, using a dated Digital Signature in the space below, per F.A.C. Rule 61G15-23.004. Printed copies of this document are not considered signed and sealed and the signature must be verified on any electronic copies.

Revisions

No.	Date	Description



Key Plan

Project No.: 19013.0001

Designed By: OD

Drawn By: AP

Checked By: OD

Issue Date: 02/20/2025

Drawing Scale: 1/4" = 1'-0"

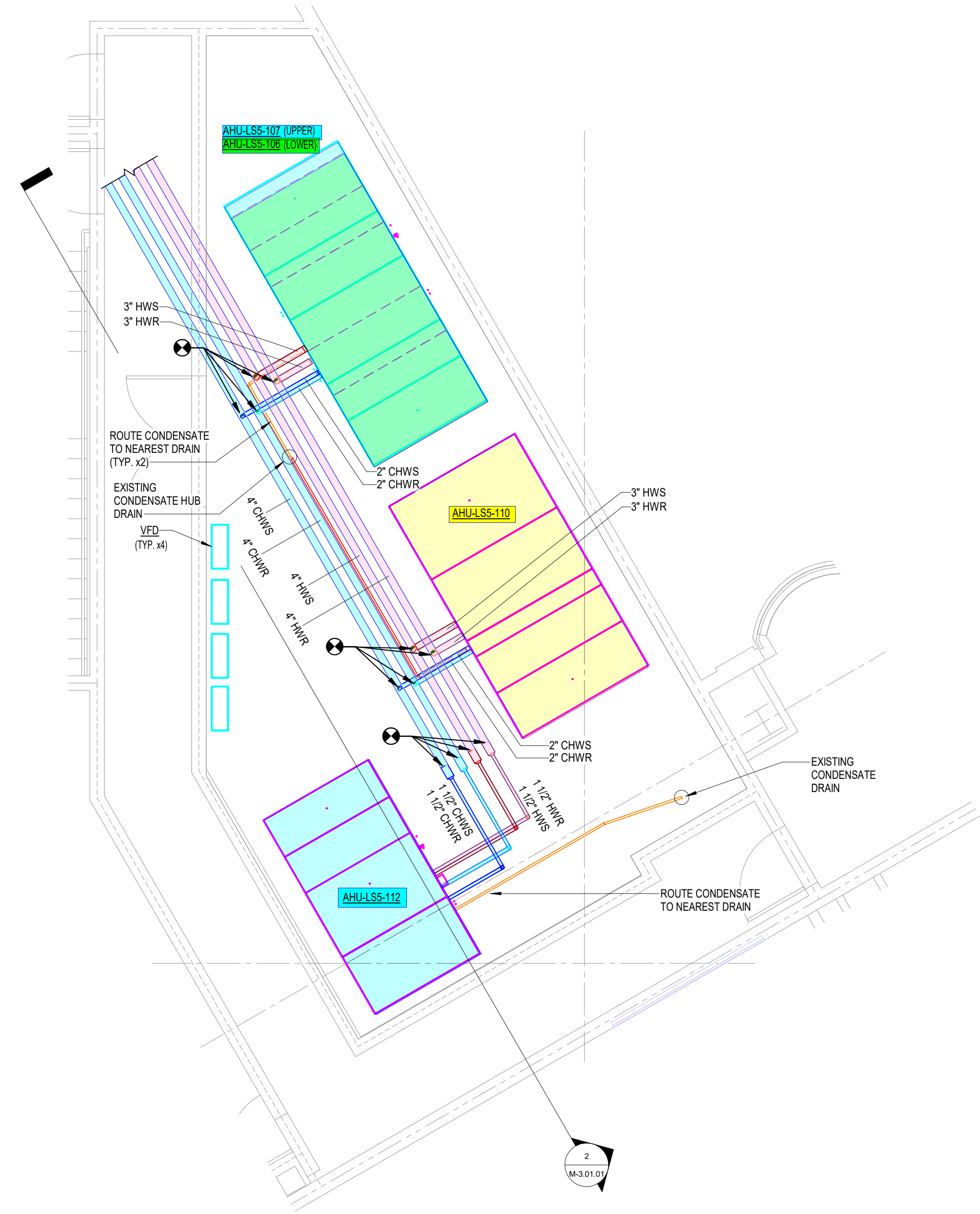
Drawing Title:

MECHANICAL
ENLARGED PIPING
PLANS - S.W. MECH.
ROOM - LEVEL 5

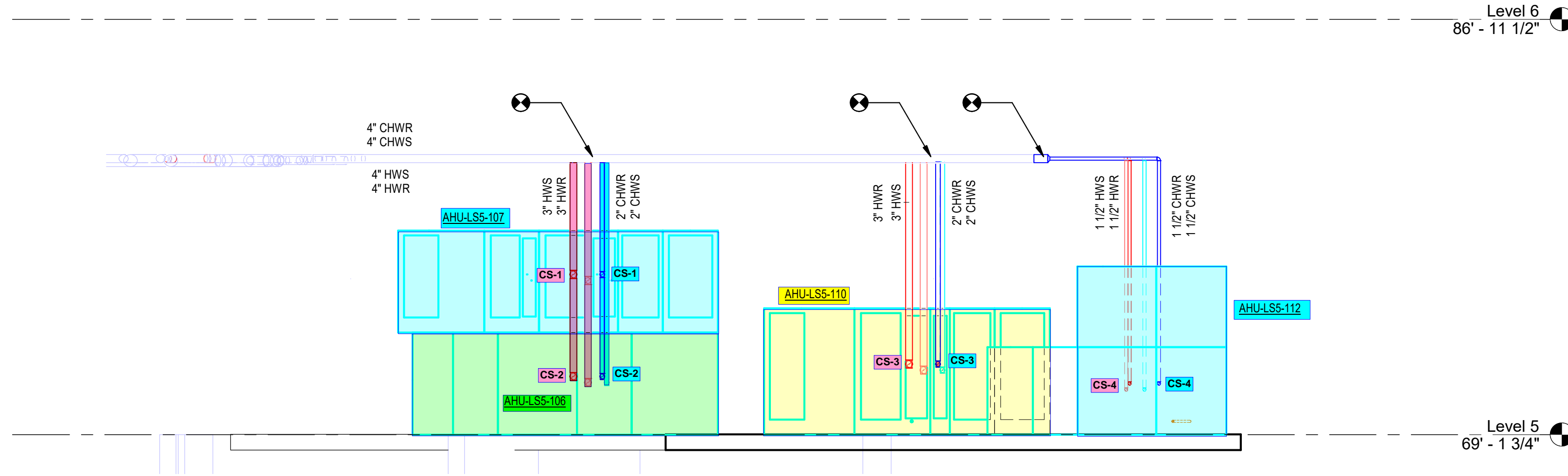
Drawing No.

M-3.01.01

F
E
D
C
B
A

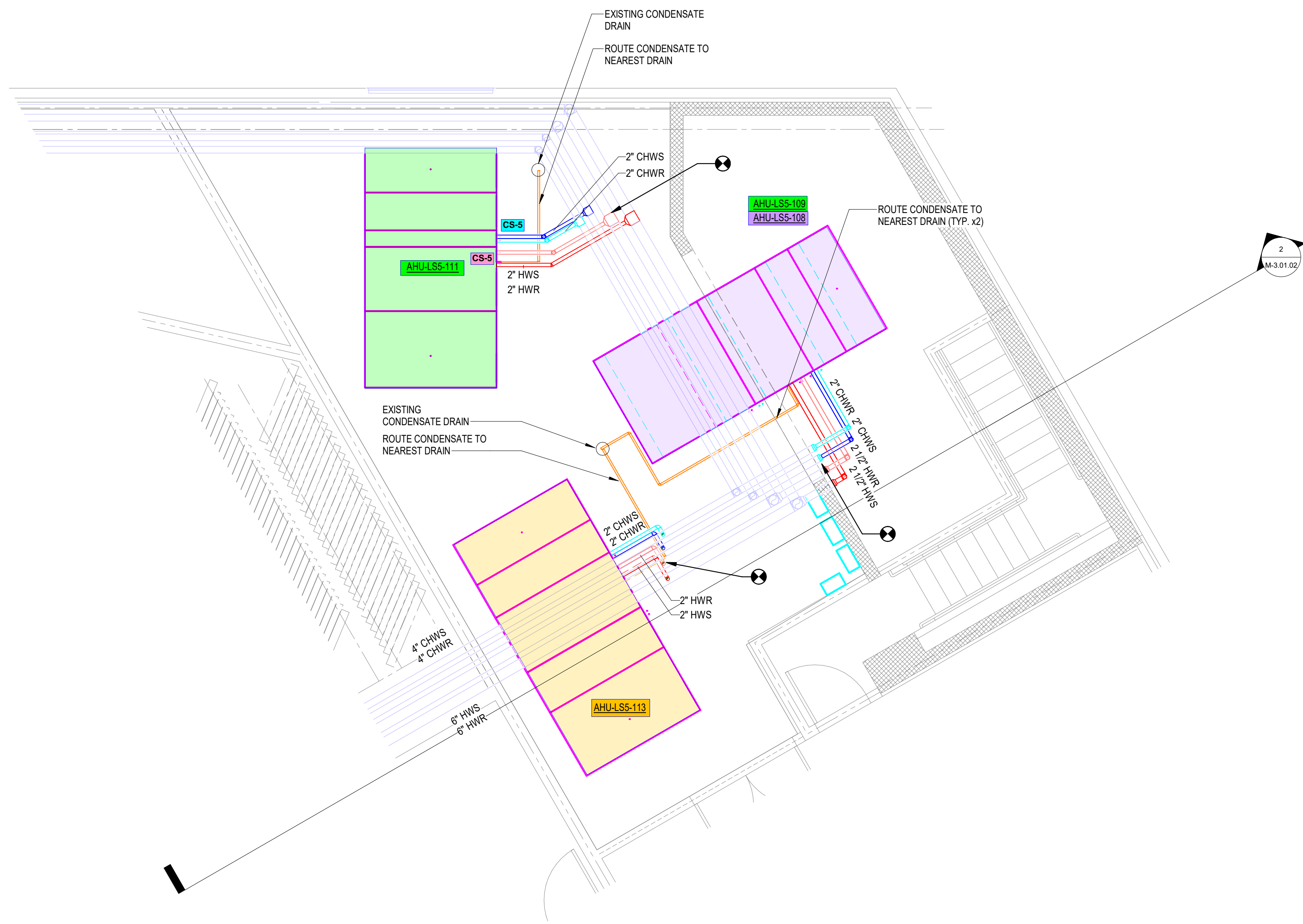


1 FIFTH LEVEL BALLROOM HVAC PLAN - AREA D - S.W. MECH. ROOM - PIPING
1/4" = 1'-0"



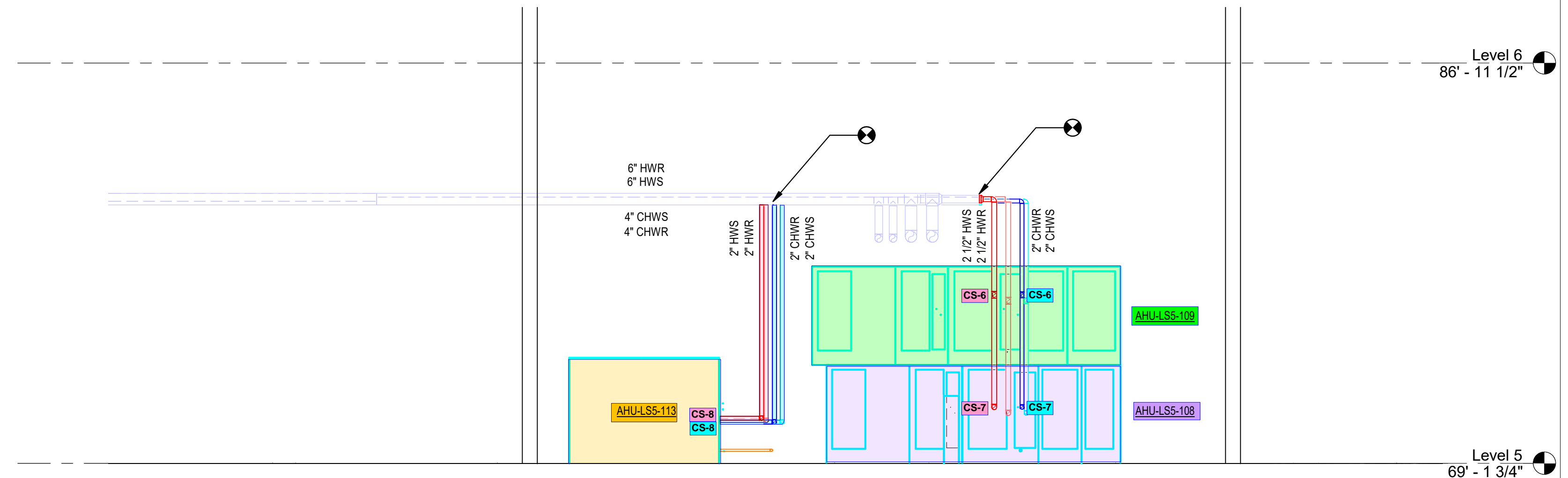
2 AHU-LS5-106, 107, & 110 SECTION - PIPING
1/4" = 1'-0"

F
E
D
C
B
A



1
M-3.01.02 1/4" = 1'-0"

FIFTH LEVEL BALLROOM HVAC PLAN - AREA D - N.E. MECH. ROOM - PIPING



2
M-3.01.02 1/4" = 1'-0"

AHU-LS5-108, 109, 111 SECTION - PIPING



GREATER ORLANDO AVIATION AUTHORITY
V01050
 Landside Terminal
 Levels 4 and 5
**HYATT CONTINENTAL
 BALLROOM &
 PRE-FUNCTION RENO**
 ORLANDO INTERNATIONAL AIRPORT



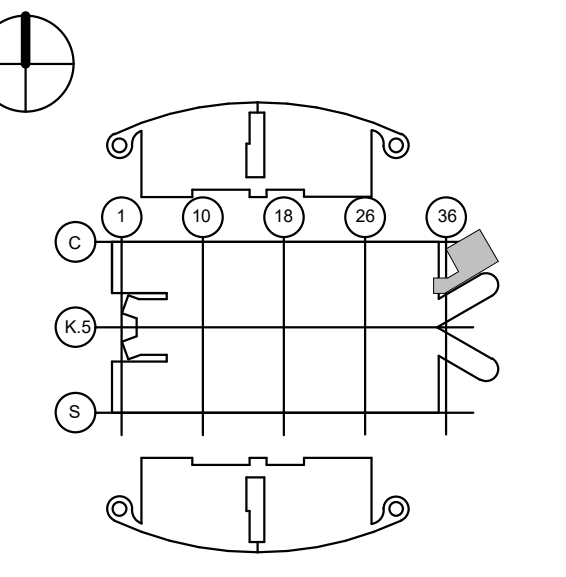
rhodes + brito
 ARCHITECTS
 605 E ROBINSON ST, SUITE 750
 ORLANDO, FL 32801
 FBAID Lic: AR0014284



This item has been electronically signed and sealed by the individual named below, using a dated Digital Signature in the space below, per F.A.C. Rule 61G15-23.004. Printed copies of this document are not considered signed and sealed and the signature must be verified on any electronic copies.

Revisions

No.	Date	Description



Key Plan

Project No.: 19013.0001
 Designed By: OD
 Drawn By: AP
 Checked By: OD
 Issue Date: 02/20/2025
 Drawing Scale: 1/4" = 1'-0"
 Drawing Title:
**MECHANICAL
 ENLARGED PIPING
 PLANS - N.E. MECH.
 ROOM - LEVEL 5**

Drawing No.
M-3.01.02